

## MIRA INFORM REPORT

Report No. :	542218
Report Date :	30.11.2018

### IDENTIFICATION DETAILS

Name :	WOODTECH CONSULTANTS PRIVATE LIMITED
Registered Office :	No. 31/2, Nadakerappa Industrial Area, Andrahally Main Road, Peenya II Stage, Vishwaneedam Post, Bangalore-560091, Karnataka
Tel. No.:	91-80-28364584 / 55 / 85
Country :	India
Financials (as on) :	31.03.2017
Date of Incorporation :	02.02.2005
Capital Investment / Paid-up Capital :	INR 4.890 Million
CIN No.: [Company Identification No.]	U20299KA2005PTC035527
IEC No.: [Import-Export Code No.]	0705000532
PAN No.: [Permanent Account No.]	AAACW5717D
GSTN : [Goods & Service Tax Registration No.]	29AAACW5717D1ZC
Legal Form :	Private Limited Liability Company
Line of Business :	Trader and Importer of Wood Working Machinery and Related Accessories and Tools and Spares. [Registered Activity and Confirmed by management ]
No. of Employees :	70 (Approximately)

### RATING & COMMENTS

(Mira Inform has adopted New Rating mechanism w.e.f. 23<sup>rd</sup> January 2017)

**DISCLAIMER** : This Report is **PRIVATE & CONFIDENTIAL** and it is prepared at the request of and for its use by the Subscriber only. The Subscriber shall use the contents of the Report merely as an aid to its business. Mira Inform Private Limited ("MIPL") has collated information/data in the Report, which have not been verified unless otherwise specifically mentioned in the Report. The Subscriber shall independently verify the accuracy and correctness of the information/data before in any way acting upon the same. MIPL shall not be liable for any harm, injury, loss or damage caused to the Subscriber due to default by the Subscriber's debtors/beneficiaries in fulfilling their obligations of any nature whatsoever. This Report or any of its portion shall not be used as a documentary evidence or otherwise before any investigative agencies or forum of law. This Report is confidential and proprietary to MIPL. The Subscriber and/or any other person(s) may not reproduce, publish or disclose any of the contents of the Report to others without the express authorization of MIPL. This Report is prepared and issued to the Subscriber without any risk, responsibility or liability on the part of MIPL or its officials.

<b>MIRA's Rating :</b>	A
------------------------	---

Credit Rating	Explanation	Rating Comments
A	Acceptable Risk	Business dealings permissible with moderate risk of default

<b>Status :</b>	Satisfactory
<b>Payment Behaviour :</b>	Slow but correct
<b>Litigation :</b>	Clear
<b>Comments :</b>	<p>Subject was incorporated in the year 2005 and it is a trader and importer of wood working machinery.</p> <p>As per financials of March 2017, the company has registered a growth of 25.22% in its revenue as compared to its previous year's revenue and has reported minimal profit of 0.65%.</p> <p>Rating takes into consideration the company's satisfactory track record of business operations marked by sound net worth base along with average debt coverage indicators and decent liquidity position.</p> <p>Further, the company has reported earnings per share of INR 4.19 against its face value of INR 10.</p> <p>Payment seems to be slow but correct.</p> <p>In view of aforesaid, the company can be considered for business dealings at usual trade terms and conditions.</p>

**NOTES:**

Any query related to this report can be made on e-mail: [infodept@mirainform.com](mailto:infodept@mirainform.com) while quoting report number, name and date.

**ECGC Country Risk Classification List**

Country Name	Previous Rating (30.06.2018)	Current Rating (30.09.2018)
India	A1	A1

Risk Category	ECGC Classification
Insignificant	A1
Low Risk	A2
Moderately Low Risk	B1
Moderate Risk	B2
Moderately High Risk	C1
High Risk	C2
Very High Risk	D

**EXTERNAL AGENCY RATING**

**NOT AVAILABLE**

**RBI DEFAULTERS' LIST STATUS**

Subject's name is not enlisted as a defaulter in the publicly available RBI Defaulters' list.

**EPF (Employee Provident Fund) DEFAULTERS' LIST STATUS**

Subject's name is not enlisted as a defaulter in the publicly available EPF (Employee Provident Fund) Defaulters' list as of 31-03-2018.

**BIFR (Board for Industrial & Financial Reconstruction) LISTING STATUS**

Subject's name is not listed as a Sick Unit in the publicly available BIFR (Board for Industrial & Financial Reconstruction) list as of 30.11.2018

**IBBI (Insolvency and Bankruptcy Board of India) LISTING STATUS**

Subject's name is not listed in the publicly available IBBI (Insolvency and Bankruptcy Board of India) list as of report date.

**INFORMATION PARTED BY (GENERAL DETAILS)**

<b>Name :</b>	Mr. Raja
<b>Designation :</b>	Accounts Manager
<b>Contact No.:</b>	91-9480686726
<b>Date :</b>	30.11.2018

**LOCATIONS**

<b>Registered Office :</b>	No. 31/2, Nadakerappa Industrial Area, Andrahally Main Road, Peenya II Stage, Vishwaneedam Post, Bangalore - 560091, Karnataka, India
<b>Tel. No.:</b>	91-80-28364584 / 55 / 85
<b>Mobile No.:</b>	91-9480686726 (Mr. Raja)
<b>Fax No.:</b>	91-80-28361166
<b>E-Mail :</b>	<a href="mailto:accounts@woodtech.in">accounts@woodtech.in</a> <a href="mailto:info@woodtech.in">info@woodtech.in</a>
<b>Website :</b>	<a href="http://www.woodtech.in">http://www.woodtech.in</a>
<b>Area :</b>	3500 Sq.ft
<b>Location :</b>	Owned
<b>Locality :</b>	Industrial

**DIRECTORS**

**AS ON 31.03.2018**

<b>Name :</b>	Mr. Theerthagiri Gopi
<b>Designation :</b>	Managing Director
<b>Address :</b>	No.1133, Avon Prestige Kensington Garden Apartment, 17, HMT Main Road, Jalahalli, Bangalore – 560013, Karnataka, India
<b>Date of Appointment :</b>	02.02.2005
<b>DIN No.:</b>	00109618
<b>Name :</b>	Mr. Narayanan Venkatakrisnan
<b>Designation :</b>	Director
<b>Address :</b>	No 21-F Cross, N G Halli Mysore Road, Bangalore – 560026, Karnataka, India
<b>Date of Appointment :</b>	02.02.2005
<b>DIN No.:</b>	00109545
<b>Name :</b>	Mr. Dhakshnamoorthy Madanraj
<b>Designation :</b>	Director
<b>Address :</b>	2, Ujwal Windsor, Flat 202, 2 Floor, 8 MN Beml, 5th Stage, R R Nagar, Bangalore -560098, Karnataka, India
<b>Date of Appointment :</b>	02.02.2005
<b>DIN No.:</b>	00109670

**DISCLAIMER :** This Report is **PRIVATE & CONFIDENTIAL** and it is prepared at the request of and for its use by the Subscriber only. The Subscriber shall use the contents of the Report merely as an aid to its business. Mira Inform Private Limited ("MIPL") has collated information/data in the Report, which have not been verified unless otherwise specifically mentioned in the Report. The Subscriber shall independently verify the accuracy and correctness of the information/data before in any way acting upon the same. MIPL shall not be liable for any harm, injury, loss or damage caused to the Subscriber due to default by the Subscriber's debtors/beneficiaries in fulfilling their obligations of any nature whatsoever. This Report or any of its portion shall not be used as a documentary evidence or otherwise before any investigative agencies or forum of law. This Report is confidential and proprietary to MIPL. The Subscriber and/or any other person(s) may not reproduce, publish or disclose any of the contents of the Report to others without the express authorization of MIPL. This Report is prepared and issued to the Subscriber without any risk, responsibility or liability on the part of MIPL or its officials.

<b>Name :</b>	Mr. Sammandan Murugadoss
<b>Designation :</b>	Director
<b>Address :</b>	Flat 002, G Floor, Ujwalwinsor Apartments, 8 Main 5th Stage, Beml Layout, Road Nagar, Bangalore – 560098, Karnataka, India
<b>Date of Appointment :</b>	02.02.2005
<b>DIN No.:</b>	00109821

**KEY EXECUTIVES**

<b>Name :</b>	Mr. Raja
<b>Designation :</b>	Accounts Manager

**MAJOR SHAREHOLDERS**

**AS ON 31.03.2017**

<b>Names of Shareholders</b>	<b>No. of Shares</b>
N Venkatakrishnan	114915
T Gopi	114915
D Madanraj	114915
S Murugadoss	114915
KO George	29340
<b>Total</b>	<b>489000</b>

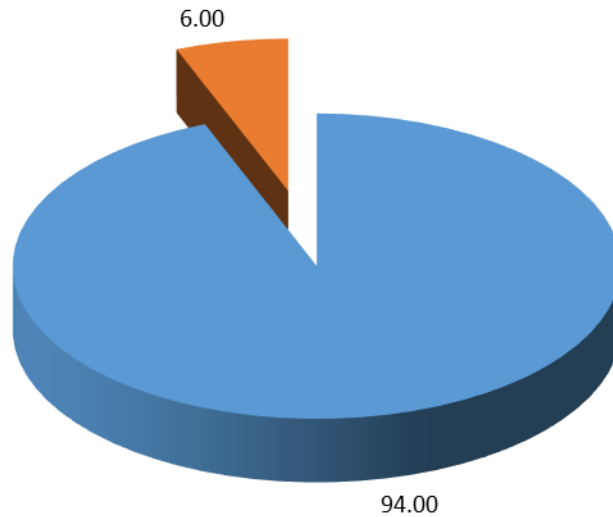
**Equity Share Break up (Percentage of Total Equity)**

**AS ON 30.09.2017**

<b>Category</b>	<b>Percentage</b>
Promoters [Individual/Hindu Undivided Family (Indian)]	94.00
Public/Other than promoters [Individual/Hindu Undivided Family (Indian)]	6.00
<b>Total</b>	<b>100.00</b>

### Share holding pattern

- Promoters [Individual/Hindu Undivided Family (Indian)]
- Public/Other than promoters [Individual/Hindu Undivided Family (Indian)]



### BUSINESS DETAILS

<b>Line of Business :</b>	Trader and Importer of Wood Working Machinery and Related Accessories and Tools and Spares. [Registered Activity and Confirmed by management ]	
<b>Products / Services :</b>	<b>Name and Description of main products / services</b>	<b>ITC Code</b>
	Wood manufacturing services	99883110
	Maintenance and repair services of other equipment	99871590
<b>Brand Names :</b>	Not Available	
<b>Agencies Held :</b>	Not Available	
<b>Exports :</b>	Not Available	
<b>Imports :</b>		
<b>Products :</b>	Raw products	
<b>Countries :</b>	<ul style="list-style-type: none"> <li>• Taiwan</li> <li>• China</li> </ul>	

**DISCLAIMER :** This Report is **PRIVATE & CONFIDENTIAL** and it is prepared at the request of and for its use by the Subscriber only. The Subscriber shall use the contents of the Report merely as an aid to its business. Mira Inform Private Limited ("MIPL") has collated information/data in the Report, which have not been verified unless otherwise specifically mentioned in the Report. The Subscriber shall independently verify the accuracy and correctness of the information/data before in any way acting upon the same. MIPL shall not be liable for any harm, injury, loss or damage caused to the Subscriber due to default by the Subscriber's debtors/beneficiaries in fulfilling their obligations of any nature whatsoever. This Report or any of its portion shall not be used as a documentary evidence or otherwise before any investigative agencies or forum of law. This Report is confidential and proprietary to MIPL. The Subscriber and/or any other person(s) may not reproduce, publish or disclose any of the contents of the Report to others without the express authorization of MIPL. This Report is prepared and issued to the Subscriber without any risk, responsibility or liability on the part of MIPL or its officials.

<b>Terms :</b>	
<b>Selling :</b>	Advance payment and cheque
<b>Purchasing :</b>	Advance payment and cheque

**PRODUCTION STATUS – (NOT AVAILABLE)**

**GENERAL INFORMATION**

<b>Suppliers :</b>	<ul style="list-style-type: none"> <li>• 20cube Losistics Private Limited</li> <li>• Stage Logic</li> <li>• Kanara Traders</li> <li>• Indian Rolling Shutters</li> <li>• Intect Computers Systems</li> <li>• Metal Arts</li> <li>• Super Chemicals</li> </ul>	
<b>Customers :</b>	End Users,	
	<b>Reference :</b>	Not Divulged
	<b>Name of the Person :</b>	--
	<b>Contact No.:</b>	--
	<b>Since How Long Known :</b>	--
	<b>Maximum Limit Dealt :</b>	--
	<b>Experience :</b>	--
	<b>Remark :</b>	--
<b>No. of Employees :</b>	70 (Approximately)	
<b>Bankers :</b>	<b>Banker Name :</b>	Axis Bank Limited
	<b>Branch :</b>	Corporate Banking Branch, No.1 Express Building Second Floor, Queens Road, Bangalore – 560001, Karnataka, India
	<b>Person Name (With Designation) :</b>	--
	<b>Contact Number :</b>	--
	<b>Name of Account Holder :</b>	--
	<b>Account Number :</b>	--
	<b>Account Since (Date/Year of Account Opening) :</b>	--
	<b>Average Balance Maintained :</b>	--
	<b>Credit Facilities Enjoyed (CC/OD/Term Loan) :</b>	--
	<b>Account Operation :</b>	--

Remark :		--	
Facilities :	<b>SECURED LOANS</b>	<b>31.03.2017</b>	<b>31.03.2016</b>
		<b>INR In Million</b>	<b>INR In Million</b>
	<b>LONG TERM BORROWINGS</b>		
	<b>Term Loan</b>		
	<b>From Banks</b>		
	Canara bank loan – kidam site A/C - 0886773000102	5.520	8.000
	Canara bank term loan – kidam site A/C - 0886773000102	0.867	0.000
	Canara bank bolero loan – kidam site A/C - 0886773000102	0.000	0.034
	<b>SHORT TERM BORROWINGS</b>		
	<b>Loans repayable on demand</b>		
Overdraft from Canara bank	8.954	0.000	
<b>Total</b>	<b>15.341</b>	<b>8.034</b>	

<b>Auditors :</b>	
<b>Name :</b>	Ravi and Guru Chartered Accountants
<b>Address :</b>	# 466, 2nd Floor, 8th Main, 15th Cross, Wilson Garden, Bangalore – 560030, Karnataka, India
<b>PAN No.:</b>	AACFR2070F
<b>Memberships No :</b>	024527
<b>Memberships :</b>	Not Available
<b>Collaborators :</b>	Not Available
<b>Associates/Subsidiaries :</b>	<ul style="list-style-type: none"> <li>• Triwood</li> <li>• Sreeppearl Enterpises</li> <li>• Levigo Engineering India Private Limited</li> </ul>

**CAPITAL STRUCTURE**

**AS ON 30.09.2017**

**Authorised Capital :**

No. of Shares	Type	Value	Amount
1000000	Equity Shares	INR 10/- each	INR 10.000 Million

**Issued, Subscribed & Paid-up Capital :**

No. of Shares	Type	Value	Amount
489000	Equity Shares	INR 10/- each	INR 4.890 Million

**FINANCIAL DATA**  
*[all figures are in INR Million]*

**ABRIDGED BALANCE SHEET**

SOURCES OF FUNDS	31.03.2017	31.03.2016	31.03.2015
<b>I. EQUITY AND LIABILITIES</b>			
(1) Shareholders' Funds			
(a) Share Capital	4.890	4.890	4.890
(b) Reserves & Surplus	10.852	8.801	5.949
(c) Money received against share warrants	0.000	0.000	0.000
(2) Share Application money pending allotment	0.000	0.000	0.000
<b>Total Shareholders' Funds (1) + (2)</b>	<b>15.742</b>	<b>13.691</b>	<b>10.839</b>
(3) Non-Current Liabilities			
(a) long-term borrowings	12.077	18.742	3.021
(b) Deferred tax liabilities (Net)	0.000	0.000	0.000
(c) Other long term liabilities	0.000	0.000	0.000
(d) long-term provisions	6.016	4.208	2.996
<b>Total Non-current Liabilities (3)</b>	<b>18.093</b>	<b>22.950</b>	<b>6.017</b>
(4) Current Liabilities			
(a) Short term borrowings	8.954	0.000	3.051
(b) Trade payables	82.338	76.361	66.963
(c) Other current liabilities	16.627	13.855	10.134
(d) Short-term provisions	5.696	3.554	1.944
<b>Total Current Liabilities (4)</b>	<b>113.615</b>	<b>93.770</b>	<b>82.092</b>
<b>TOTAL</b>	<b>147.450</b>	<b>130.411</b>	<b>98.948</b>
<b>II. ASSETS</b>			
(1) Non-current assets			
(a) Fixed Assets			
(i) Tangible assets	24.997	22.167	12.990
(ii) Intangible Assets	0.821	0.639	0.000
(iii) Capital work-in-progress	0.000	0.000	0.000
(iv) Intangible assets under development	0.000	0.000	0.000
(b) Non-current Investments	0.000	0.000	0.000
(c) Deferred tax assets (net)	0.000	0.000	0.640
(d) Long-term Loan and Advances	2.824	1.662	1.654
(e) Other Non-current assets	0.000	0.000	0.000
<b>Total Non-Current Assets</b>	<b>28.642</b>	<b>24.468</b>	<b>15.284</b>
(2) Current assets			

**DISCLAIMER** : This Report is **PRIVATE & CONFIDENTIAL** and it is prepared at the request of and for its use by the Subscriber only. The Subscriber shall use the contents of the Report merely as an aid to its business. Mira Inform Private Limited ("MIPL") has collated information/data in the Report, which have not been verified unless otherwise specifically mentioned in the Report. The Subscriber shall independently verify the accuracy and correctness of the information/data before in any way acting upon the same. MIPL shall not be liable for any harm, injury, loss or damage caused to the Subscriber due to default by the Subscriber's debtors/beneficiaries in fulfilling their obligations of any nature whatsoever. This Report or any of its portion shall not be used as a documentary evidence or otherwise before any investigative agencies or forum of law. This Report is confidential and proprietary to MIPL. The Subscriber and/or any other person(s) may not reproduce, publish or disclose any of the contents of the Report to others without the express authorization of MIPL. This Report is prepared and issued to the Subscriber without any risk, responsibility or liability on the part of MIPL or its officials.

(a) Current investments	0.000	0.000	0.000
(b) Inventories	57.322	56.236	40.291
(c) Trade receivables	38.034	35.613	34.448
(d) Cash and cash equivalents	7.258	6.322	5.602
(e) Short-term loans and advances	16.194	7.772	3.323
(f) Other current assets	0.000	0.000	0.000
<b>Total Current Assets</b>	<b>118.808</b>	<b>105.943</b>	<b>83.664</b>
<b>TOTAL</b>	<b>147.450</b>	<b>130.411</b>	<b>98.948</b>

**PROFIT & LOSS ACCOUNT**

	<b>PARTICULARS</b>	<b>31.03.2017</b>	<b>31.03.2016</b>	<b>31.03.2015</b>
	<b>SALES</b>			
	Income	313.846	250.638	288.595
	Other Income	0.514	1.304	0.135
	<b>TOTAL</b>	<b>314.360</b>	<b>251.942</b>	<b>288.730</b>
<b>Less</b>	<b>EXPENSES</b>			
	Purchases of Stock-in-Trade	187.281	147.278	172.409
	Changes in inventories of finished goods, work-in-progress and Stock-in-Trade	(1.086)	(15.944)	6.386
	Direct Expenses	49.433	45.605	48.698
	Employees benefits expense	48.672	40.809	30.404
	Other expenses	23.062	24.386	22.478
	Exceptional items	0.945	0.000	0.000
	<b>TOTAL</b>	<b>308.307</b>	<b>242.134</b>	<b>280.375</b>
	<b>PROFIT/ (LOSS) BEFORE INTEREST, TAX, DEPRECIATION AND AMORTISATION</b>	<b>6.053</b>	<b>9.808</b>	<b>8.355</b>
<b>Less</b>	<b>FINANCIAL EXPENSES</b>	<b>0.471</b>	<b>3.608</b>	<b>1.223</b>
	<b>PROFIT / (LOSS) BEFORE TAX, DEPRECIATION AND AMORTISATION</b>	<b>5.582</b>	<b>6.200</b>	<b>7.132</b>
<b>Less/ Add</b>	<b>DEPRECIATION/ AMORTISATION</b>	<b>1.573</b>	<b>1.737</b>	<b>2.138</b>
	<b>PROFIT/ (LOSS) BEFORE TAX</b>	<b>4.009</b>	<b>4.463</b>	<b>4.994</b>
<b>Less</b>	<b>TAX</b>	<b>1.958</b>	<b>1.611</b>	<b>1.365</b>
	<b>PROFIT/ (LOSS) AFTER TAX</b>	<b>2.051</b>	<b>2.852</b>	<b>3.629</b>

**DISCLAIMER** : This Report is **PRIVATE & CONFIDENTIAL** and it is prepared at the request of and for its use by the Subscriber only. The Subscriber shall use the contents of the Report merely as an aid to its business. Mira Inform Private Limited ("MIPL") has collated information/data in the Report, which have not been verified unless otherwise specifically mentioned in the Report. The Subscriber shall independently verify the accuracy and correctness of the information/data before in any way acting upon the same. MIPL shall not be liable for any harm, injury, loss or damage caused to the Subscriber due to default by the Subscriber's debtors/beneficiaries in fulfilling their obligations of any nature whatsoever. This Report or any of its portion shall not be used as a documentary evidence or otherwise before any investigative agencies or forum of law. This Report is confidential and proprietary to MIPL. The Subscriber and/or any other person(s) may not reproduce, publish or disclose any of the contents of the Report to others without the express authorization of MIPL. This Report is prepared and issued to the Subscriber without any risk, responsibility or liability on the part of MIPL or its officials.

	<b>Earnings / (Loss) Per Share (INR)</b>	<b>4.19</b>	<b>5.83</b>	<b>7.42</b>

**CURRENT MATURITIES OF LONG TERM DEBT DETAILS**

Particulars	31.03.2017	31.03.2016	31.03.2015
Current Maturities of Long term debt	6.467	6.000	2.665
Cash generated from operations	0.000	0.000	0.000
Net cash flow from (used in) operating activities	11.773	0.366	1.284

**KEY RATIOS**

**EFFICIENCY RATIOS**

PARTICULARS	31.03.2017	31.03.2016	31.03.2015
Average Collection Days (Sundry Debtors / Income * 365 Days)	44.23	51.86	43.57
Account Receivables Turnover (Income / Sundry Debtors)	8.25	7.04	8.38
Average Payment Days (Sundry Creditors / Purchases * 365 Days)	160.47	189.25	141.76
Inventory Turnover (Operating Income / Inventories)	0.11	0.17	0.21
Asset Turnover (Operating Income / Net Fixed Assets)	0.23	0.43	0.64

**LEVERAGE RATIOS**

PARTICULARS	31.03.2017	31.03.2016	31.03.2015
Debt Ratio ((Borrowing + Current Liabilities) / Total Assets)	0.90	0.91	0.89
Debt Equity Ratio (Total Liability / Networth)	1.75	1.81	0.81
Current Liabilities to Networth (Current Liabilities / Net Worth)	7.22	6.85	7.57
Fixed Assets to Networth (Net Fixed Assets / Networth)	1.64	1.67	1.20

**DISCLAIMER** : This Report is **PRIVATE & CONFIDENTIAL** and it is prepared at the request of and for its use by the Subscriber only. The Subscriber shall use the contents of the Report merely as an aid to its business. Mira Inform Private Limited ("MIPL") has collated information/data in the Report, which have not been verified unless otherwise specifically mentioned in the Report. The Subscriber shall independently verify the accuracy and correctness of the information/data before in any way acting upon the same. MIPL shall not be liable for any harm, injury, loss or damage caused to the Subscriber due to default by the Subscriber's debtors/beneficiaries in fulfilling their obligations of any nature whatsoever. This Report or any of its portion shall not be used as a documentary evidence or otherwise before any investigative agencies or forum of law. This Report is confidential and proprietary to MIPL. The Subscriber and/or any other person(s) may not reproduce, publish or disclose any of the contents of the Report to others without the express authorization of MIPL. This Report is prepared and issued to the Subscriber without any risk, responsibility or liability on the part of MIPL or its officials.

Interest Coverage Ratio ( <i>PBIT / Financial Charges</i> )	12.85	2.72	6.83
--	-------	------	------

**PROFITABILITY RATIOS**

PARTICULARS		31.03.2017	31.03.2016	31.03.2015
PAT to Sales ( <i>(PAT / Sales) * 100</i> )	%	0.65	1.14	1.26
Return on Total Assets ( <i>(PAT / Total Assets) * 100</i> )	%	1.39	2.19	3.67
Return on Investment (ROI) ( <i>(PAT / Networth) * 100</i> )	%	13.03	20.83	33.48

**SOLVENCY RATIOS**

PARTICULARS		31.03.2017	31.03.2016	31.03.2015
Current Ratio ( <i>Current Assets / Current Liabilities</i> )		1.05	1.13	1.02
Quick Ratio ( <i>(Current Assets – Inventories) / Current Liabilities</i> )		0.54	0.53	0.53
G-Score Ratio Financial ( <i>Networth / Total Assets</i> )		0.11	0.10	0.11
G-Score Ratio Debt ( <i>Debts / Equity Capital</i> )		5.62	5.06	1.79
G-Score Ratio Liquidity ( <i>Total Current Assets / Total Current Liabilities</i> )		1.05	1.13	1.02

*Total Liability = Short-term Debt + Long-term Debt + Current Maturities of Long-term debts*

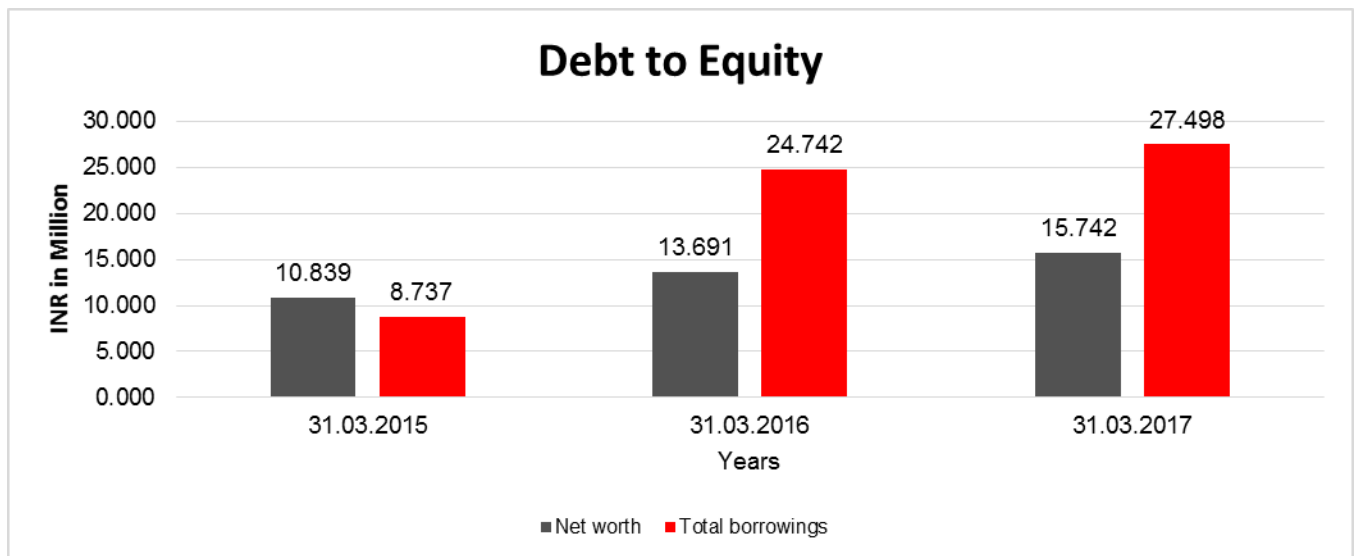
**FINANCIAL ANALYSIS**  
*[all figures are in INR Million]*

**DEBT EQUITY RATIO**

Particular	31.03.2015 INR In Million	31.03.2016 INR In Million	31.03.2017 INR In Million
Share Capital	4.890	4.890	4.890
Reserves & Surplus	5.949	8.801	10.852
Share Application money pending allotment	0.000	0.000	0.000
<b>Net worth</b>	<b>10.839</b>	<b>13.691</b>	<b>15.742</b>

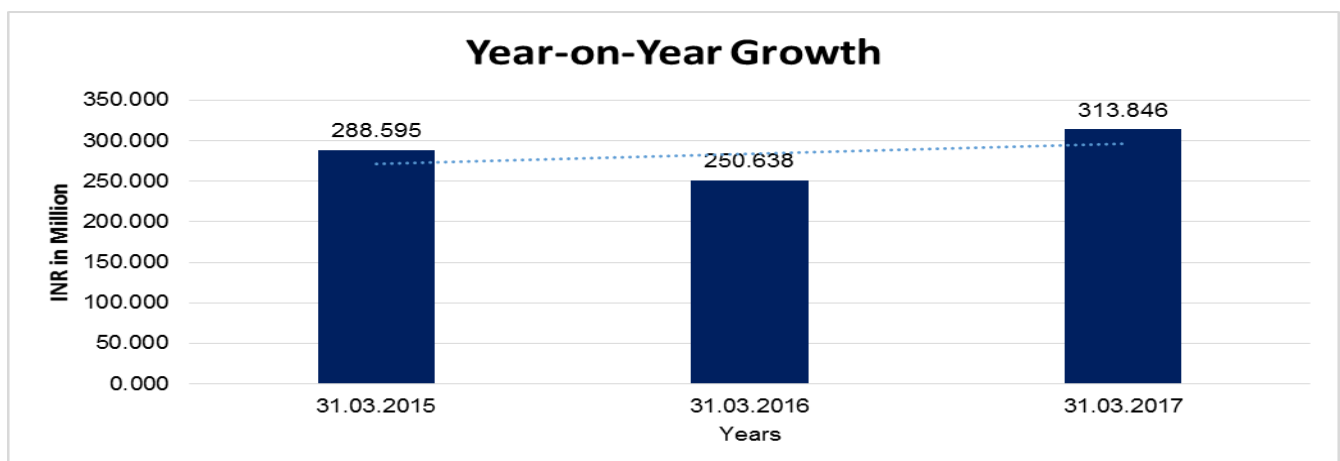
**DISCLAIMER** : This Report is **PRIVATE & CONFIDENTIAL** and it is prepared at the request of and for its use by the Subscriber only. The Subscriber shall use the contents of the Report merely as an aid to its business. Mira Inform Private Limited ("MIPL") has collated information/data in the Report, which have not been verified unless otherwise specifically mentioned in the Report. The Subscriber shall independently verify the accuracy and correctness of the information/data before in any way acting upon the same. MIPL shall not be liable for any harm, injury, loss or damage caused to the Subscriber due to default by the Subscriber's debtors/beneficiaries in fulfilling their obligations of any nature whatsoever. This Report or any of its portion shall not be used as a documentary evidence or otherwise before any investigative agencies or forum of law. This Report is confidential and proprietary to MIPL. The Subscriber and/or any other person(s) may not reproduce, publish or disclose any of the contents of the Report to others without the express authorization of MIPL. This Report is prepared and issued to the Subscriber without any risk, responsibility or liability on the part of MIPL or its officials.

Long Term borrowings	3.021	18.742	12.077
Short Term borrowings	3.051	0.000	8.954
Current maturities of long term debt	2.665	6.000	6.467
<b>Total borrowings</b>	<b>8.737</b>	<b>24.742</b>	<b>27.498</b>
<b>Debt/Equity ratio</b>	<b>0.806</b>	<b>1.807</b>	<b>1.747</b>



#### YEAR-ON-YEAR GROWTH

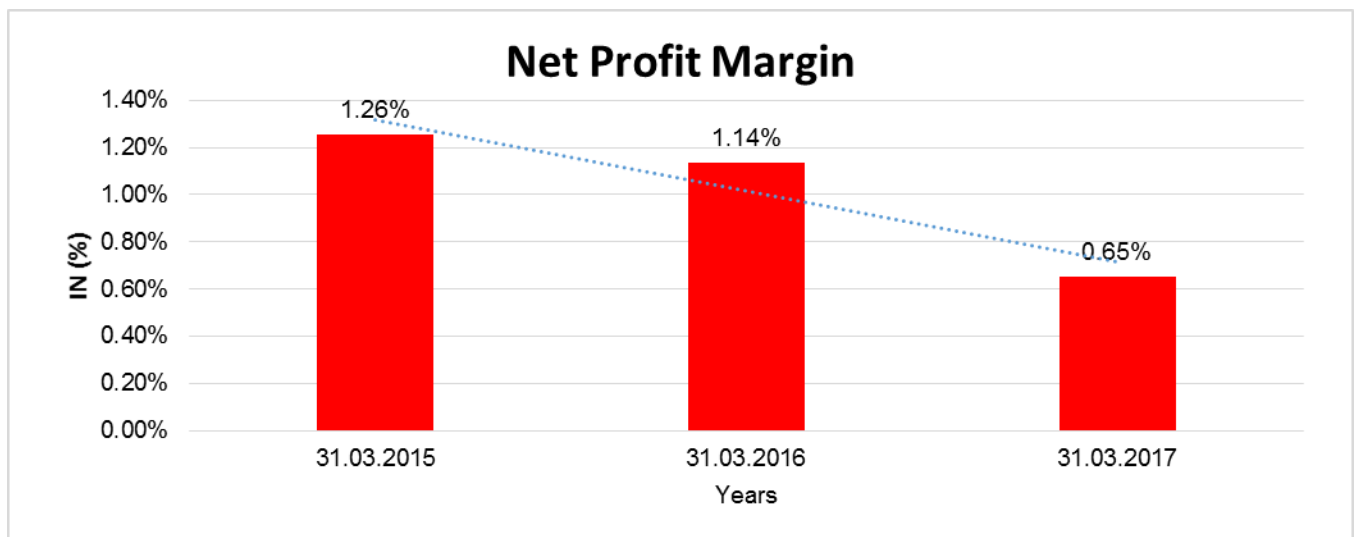
Year on Year Growth	31.03.2015	31.03.2016	31.03.2017
	INR In Million	INR In Million	INR In Million
Sales	288.595	250.638	313.846
		<b>-13.152</b>	<b>25.219</b>



**DISCLAIMER** : This Report is **PRIVATE & CONFIDENTIAL** and it is prepared at the request of and for its use by the Subscriber only. The Subscriber shall use the contents of the Report merely as an aid to its business. Mira Inform Private Limited ("MIPL") has collated information/data in the Report, which have not been verified unless otherwise specifically mentioned in the Report. The Subscriber shall independently verify the accuracy and correctness of the information/data before in any way acting upon the same. MIPL shall not be liable for any harm, injury, loss or damage caused to the Subscriber due to default by the Subscriber's debtors/beneficiaries in fulfilling their obligations of any nature whatsoever. This Report or any of its portion shall not be used as a documentary evidence or otherwise before any investigative agencies or forum of law. This Report is confidential and proprietary to MIPL. The Subscriber and/or any other person(s) may not reproduce, publish or disclose any of the contents of the Report to others without the express authorization of MIPL. This Report is prepared and issued to the Subscriber without any risk, responsibility or liability on the part of MIPL or its officials.

**NET PROFIT MARGIN**

Net Profit Margin	31.03.2015	31.03.2016	31.03.2017
	INR In Million	INR In Million	INR In Million
Sales	288.595	250.638	313.846
Profit/(Loss)	3.629	2.852	2.051
	<b>1.26%</b>	<b>1.14%</b>	<b>0.65%</b>



**LOCAL AGENCY FURTHER INFORMATION**

Sr. No.	Check list by info agents	Available in Report (Yes/No)
1	Year of establishment	Yes
2	Constitution of the entity -Incorporation details	Yes
3	Locality of the entity	Yes
4	Premises details	Yes
5	Buyer visit details	--
6	Contact numbers	Yes
7	Name of the person contacted	Yes
8	Designation of contact person	Yes
9	Promoter's background	Yes
10	Date of Birth of Proprietor / Partners / Directors	Yes
11	Pan Card No. of Proprietor / Partners	No
12	Voter Id Card No. of Proprietor / Partners	No
13	Type of business	Yes
14	Line of Business	Yes
15	Export/import details (if applicable)	Yes
16	No. of employees	No
17	Details of sister concerns	Yes
18	Major suppliers	No
19	Major customers	No
20	Banking Details	Yes
21	Banking facility details	Yes
22	Conduct of the banking account	--
23	Financials, if provided	Yes
24	Capital in the business	Yes
25	Last accounts filed at ROC, if applicable	Yes
26	Turnover of firm for last three years	Yes
27	Reasons for variation <> 20%	--
28	Estimation for coming financial year	No
29	Profitability for last three years	Yes
30	Major shareholders, if available	Yes
31	External Agency Rating, if available	No
32	Litigations that the firm/promoter involved in	--
33	Market information	--
34	Payments terms	Yes
35	Negative Reporting by Auditors in the Annual Report	No

**BACKGROUND**

Woodtech consultants private limited was incorporated as a private limited company on 2nd February 2005 under the companies act 1956. The company is primarily engaged in the business of trading in wood working machinery and related accessories, tools and spares.

**UNSECURED LOANS:**

PARTICULARS	31.03.2017 INR In Million	31.03.2016 INR In Million
<b>LONG TERM BORROWINGS</b>		
ICICI Bank Loan	0.000	0.620
Standard Chartered Loan	1.443	2.883
<b>From Other Parties</b>		
Electronica Finance Limited	0.160	0.198
Magma Fincorp Limited	1.760	3.521
Religare Finest Limited	0.000	0.010
Toyota Financial Services	0.676	0.000
Cenlefin Private Limited	1.651	3.476
<b>Total</b>	<b>5.690</b>	<b>10.708</b>

**INDEX OF CHARGES:**

SN O	SRN	CHARGE ID	CHARGE HOLDER NAME	DATE OF CREATION	DATE OF MODIFICATION	DATE OF SATISFACTION	AMOUNT	ADDRESS
1	H07671837	100175290	AXIS BANK LIMITED	22/03/2018	12/07/2018	-	49835000.0	CORPORATE BANKING BRANCH, NO.1 EXPRESS BUILDINGSECOND FLOOR, QUEENS ROAD,BANGALOR EKA560001IN
2	C50746650	10563040	ELECTRONICA FINANCE LIMITED	09/04/2015	-	-	575971.0	128/A, PLOT NO.3,KAILASHCHANDRA APPARTMENTS,PAUD ROAD, KOTHRUDPUNEMH 411038IN
3	B80077357	10437928	CANARA BANK	05/07/2013	-	-	650000.0	MAHALAKSHMI LAYOUT181, WEST OF CHORD ROADBANGALORE KA560086IN
4	G07632	100585	CANARA	26/05/2	24/05/20	-	46400000.0	MAHALAKSHMI

**DISCLAIMER :** This Report is **PRIVATE & CONFIDENTIAL** and it is prepared at the request of and for its use by the Subscriber only. The Subscriber shall use the contents of the Report merely as an aid to its business. Mira Inform Private Limited ("MIPL") has collated information/data in the Report, which have not been verified unless otherwise specifically mentioned in the Report. The Subscriber shall independently verify the accuracy and correctness of the information/data before in any way acting upon the same. MIPL shall not be liable for any harm, injury, loss or damage caused to the Subscriber due to default by the Subscriber's debtors/beneficiaries in fulfilling their obligations of any nature whatsoever. This Report or any of its portion shall not be used as a documentary evidence or otherwise before any investigative agencies or forum of law. This Report is confidential and proprietary to MIPL. The Subscriber and/or any other person(s) may not reproduce, publish or disclose any of the contents of the Report to others without the express authorization of MIPL. This Report is prepared and issued to the Subscriber without any risk, responsibility or liability on the part of MIPL or its officials.

	912	14	BANK	007	16			LAYOUT BRANCHNO.81, WEST OF CHORD ROADBANGALORE KA560086IN
--	-----	----	------	-----	----	--	--	--

**FIXED ASSETS:**

- Land
- Building
- Plant and Machinery
- Furniture and Fixture
- Office Equipment
- Computer
- Vehicles

**CMT REPORT (Corruption, Money Laundering & Terrorism]**

The Public Notice information has been collected from various sources including but not limited to: **The Courts, India Prisons Service, Interpol, etc.**

**1] INFORMATION ON DESIGNATED PARTY**

No exist designating subject or any of its beneficial owners, controlling shareholders or senior officers as terrorist or terrorist organization or whom notice had been received that all financial transactions involving their assets have been blocked or convicted, found guilty or against whom a judgement or order had been entered in a proceedings for violating money-laundering, anti-corruption or bribery or international economic or anti-terrorism sanction laws or whose assets were seized, blocked, frozen or ordered forfeited for violation of money laundering or international anti-terrorism laws.

**2] Court Declaration :**

No records exist to suggest that subject is or was the subject of any formal or informal allegations, prosecutions or other official proceeding for making any prohibited payments or other improper payments to government officials for engaging in prohibited transactions or with designated parties.

**3] Asset Declaration :**

No records exist to suggest that the property or assets of the subject are derived from criminal conduct or a prohibited transaction.

**4] Record on Financial Crime :**

Charges or conviction registered against subject: **None**

**5] Records on Violation of Anti-Corruption Laws :**

Charges or investigation registered against subject: **None**

**6] Records on Int'l Anti-Money Laundering Laws/Standards :**

Charges or investigation registered against subject: **None**

**7] Criminal Records**

No available information exist that suggest that subject or any of its principals have been formally charged or convicted by a competent governmental authority for any financial crime or under any formal investigation by a competent government authority for any violation of anti-corruption laws or international anti-money laundering laws or standard.

**8] Affiliation with Government :**

No record exists to suggest that any director or indirect owners, controlling shareholders, director, officer or employee of the company is a government official or a family member or close business associate of a Government official.

**9] Compensation Package :**

Our market survey revealed that the amount of compensation sought by the subject is fair and reasonable and comparable to compensation paid to others for similar services.

**10] Press Report :**

No press reports / filings exists on the subject.

**CORPORATE GOVERNANCE**

MIRA INFORM as part of its Due Diligence do provide comments on Corporate Governance to identify management and governance. These factors often have been predictive and in some cases have created vulnerabilities to credit deterioration.

Our Governance Assessment focuses principally on the interactions between a company's management, its Board of Directors, Shareholders and other financial stakeholders.

**CONTRAVENTION**

Subject is not known to have contravened any existing local laws, regulations or policies that prohibit, restrict or otherwise affect the terms and conditions that could be included in the agreement with the subject.

**FOREIGN EXCHANGE RATES**

Currency	Unit	INR
US Dollar	1	INR 69.66
UK Pound	1	INR 89.04
Euro	1	INR 79.35

**INFORMATION DETAILS**

Information Gathered by :	SHW
Analysis Done by :	VIV
Report Prepared by :	RNA

**SCORE FACTORS**

DEMERIT POINTS		
--BANK CHARGES	YES/NO	YES
--LITIGATION	YES/NO	NO
--OTHER ADVERSE INFORMATION	YES/NO	NO
MERIT POINTS		
--SOLE DISTRIBUTORSHIP	YES/NO	NO
--EXPORT ACTIVITIES	YES/NO	YES
--AFFILIATION	YES/NO	YES
--LISTED	YES/NO	NO
--OTHER MERIT FACTORS	YES/NO	YES

**RATING EXPLANATIONS**

Credit Rating	Explanation	Rating Comments
A++	Minimum Risk	Business dealings permissible with minimum risk of default
A+	Low Risk	Business dealings permissible with low risk of default
A	Acceptable Risk	Business dealings permissible with moderate risk of default
B	Medium Risk	Business dealings permissible on a regular monitoring basis
C	Medium High Risk	Business dealings permissible preferably on secured basis
D	High Risk	Business dealing not recommended or on secured terms only
NB	New Business	No recommendation can be done due to business in infancy stage
NT	No Trace	No recommendation can be done as the business is not traceable

NB is stated where there is insufficient information to facilitate rating. However, it is not to be considered as unfavourable.

This score serves as a reference to assess SC's credit risk and to set the amount of credit to be extended. It is calculated from a composite of weighted scores obtained from each of the major sections of this report. The assessed factors are as follows:

- Financial condition covering various ratios
- Company background and operations size
- Promoters / Management background
- Payment record
- Litigation against the subject
- Industry scenario / competitor analysis
- Supplier / Customer / Banker review (wherever available)