

## MIRA INFORM REPORT

<b>Report No. :</b>	543069
<b>Report Date :</b>	03.12.2018

### IDENTIFICATION DETAILS

<b>Name :</b>	BOSCH LIMITED [w.e.f. 18.01.2008]
<b>Formerly Known As :</b>	MOTOR INDUSTRIES COMPANY LIMITED
<b>Registered Office :</b>	Post Box No. 3000, Hosur Road, Adugodi, Bangalore – 560030, Karnataka
<b>Tel. No.:</b>	91-80-22220088
<b>Country :</b>	India
<b>Financials (as on) :</b>	31.03.2018
<b>Date of Incorporation :</b>	12.11.1951
<b>CIN No.:</b> [Company Identification No.]	L85110KA1951PLC000761
<b>Capital Investment / Paid-up Capital :</b>	INR 305.000 Million
<b>IEC No.:</b> [Import-Export Code No.]	0788000314
<b>PAN No.:</b> [Permanent Account No.]	AAACM9840P
<b>GSTN :</b> [Goods & Service Tax Registration No.]	08AAACM9840P1ZT (Rajasthan) 23AAACM9840P1Z1 (Madhya Pradesh) 27AAACM9840P1ZT (Maharashtra) 33AAACM9840P1Z0 (Tamilnadu) 07AAACM9840P1ZV (Delhi) 06AAACM9840P1ZX (Haryana) 36AAACM9840P1ZU (Telangana) 06AAACM9840P2ZW (Haryana) 19AAACM9840P1ZQ (West Bengal) 18AAACM9840P1ZS (Assam) 24AAACM9840P1ZZ (Gujarat) 09AAACM9840P1ZR (Uttar Pradesh) 03AAACM9840P1Z3 (Punjab)

**DISCLAIMER :** This Report is **PRIVATE & CONFIDENTIAL** and it is prepared at the request of and for its use by the Subscriber only. The Subscriber shall use the contents of the Report merely as an aid to its business. Mira Inform Private Limited ("MIPL") has collated information/data in the Report, which have not been verified unless otherwise specifically mentioned in the Report. The Subscriber shall independently verify the accuracy and correctness of the information/data before in any way acting upon the same. MIPL shall not be liable for any harm, injury, loss or damage caused to the Subscriber due to default by the Subscriber's debtors/beneficiaries in fulfilling their obligations of any nature whatsoever. This Report or any of its portion shall not be used as a documentary evidence or otherwise before any investigative agencies or forum of law. This Report is confidential and proprietary to MIPL. The Subscriber and/or any other person(s) may not reproduce, publish or disclose any of the contents of the Report to others without the express authorization of MIPL. This Report is prepared and issued to the Subscriber without any risk, responsibility or liability on the part of MIPL or its officials.

	20AAACM9840P1Z7 (Jharkhand) 30AAACM9840P1Z6 (Goa) 21AAACM9840P1Z5 (Odisha) 22AAACM9840P1Z3 (Chhattisgarh)
<b>Legal Form :</b>	A Public Limited Liability Company. The Company's Shares are Listed on the Stock Exchanges.
<b>Line of Business :</b>	Subject is manufactures and trades in products such as diesel and gasoline fuel injection systems, automotive aftermarket products, starters and generators, industrial equipments, packaging machines, electrical power tools, security systems and industrial and consumer energy products and solutions. [Registered Activity]
<b>No. of Employees :</b>	9934 (Approximately)

**RATING & COMMENTS**

(Mira Inform has adopted New Rating mechanism w.e.f. 23<sup>rd</sup> January 2017)

**MIRA's Rating :** A++

Credit Rating	Explanation	Rating Comments
A++	Minimum Risk	Business dealings permissible with minimum risk of default

<b>Status :</b>	Excellent
<b>Payment Behaviour :</b>	Regular
<b>Litigation :</b>	Clear
<b>Comments :</b>	<p>Bosch Limited (BL) is a part of "Robert Bosch GmbH", Germany and was incorporated in the year 1951 having excellent track record.</p> <p>The subject acts as a supplier of technology and services in the areas of mobility solutions, industrial technology, consumer goods, energy and building technology.</p> <p>As per financials of March 2018, the company has achieved decent sales growth as compared to its previous year along with good profitability margin of during the year.</p> <p>Rating takes into consideration, the robust financial risk profile marked by adequate net worth base along with strong operating efficiency and comfortable liquidity position.</p> <p>Rating continues to derive strength from company's significant presence in domestic as well and international mobility market by strong brand appeal, wide distribution and service network and strong focus on Indian technologies and</p>

	<p>development segment with well experienced management team.</p> <p>The company plans to move its first step towards series production of end to end electrified solutions adapted to the Indian market which will result in better margins for the company in coming future.</p> <p>The company has its share price trading at around INR 19,165 on BSE as on 03rd December 2018 as against its face value of INR 10.</p> <p>Further, as per 2nd quarter results of September 2018, the company has achieved revenue of INR 32011.1 million and has clocked profit margin of approximately 13.12%.</p> <p>It is also noted that "Robert Bosch" has been ranked 87th with Global Fortune 500 Companies.</p> <p>Trade relations are trustworthy. Payments seem to be regular and as per commitment.</p>
--	---

**NOTES:**

Any query related to this report can be made on e-mail: [infodept@mirainform.com](mailto:infodept@mirainform.com) while quoting report number, name and date.

**ECGC Country Risk Classification List**

Country Name	Previous Rating (30.06.2018)	Current Rating (30.09.2018)
India	A1	A1

Risk Category	ECGC Classification
Insignificant	A1
Low Risk	A2
Moderately Low Risk	B1
Moderate Risk	B2
Moderately High Risk	C1
High Risk	C2
Very High Risk	D

**EXTERNAL AGENCY RATING**

Rating Agency Name	Not Available
Rating	Not Available
Rating Explanation	Not Available

**DISCLAIMER :** This Report is **PRIVATE & CONFIDENTIAL** and it is prepared at the request of and for its use by the Subscriber only. The Subscriber shall use the contents of the Report merely as an aid to its business. Mira Inform Private Limited ("MIPL") has collated information/data in the Report, which have not been verified unless otherwise specifically mentioned in the Report. The Subscriber shall independently verify the accuracy and correctness of the information/data before in any way acting upon the same. MIPL shall not be liable for any harm, injury, loss or damage caused to the Subscriber due to default by the Subscriber's debtors/beneficiaries in fulfilling their obligations of any nature whatsoever. This Report or any of its portion shall not be used as a documentary evidence or otherwise before any investigative agencies or forum of law. This Report is confidential and proprietary to MIPL. The Subscriber and/or any other person(s) may not reproduce, publish or disclose any of the contents of the Report to others without the express authorization of MIPL. This Report is prepared and issued to the Subscriber without any risk, responsibility or liability on the part of MIPL or its officials.

Date	Not Available
------	---------------

**RBI DEFAULTERS' LIST STATUS**

Subject's name is not enlisted as a defaulter in the publicly available RBI Defaulters' list.

**EPF (Employee Provident Fund) DEFAULTERS' LIST STATUS**

Subject's name is not enlisted as a defaulter in the publicly available EPF (Employee Provident Fund) Defaulters' list as of 31-03-2018.

**BIFR (Board for Industrial & Financial Reconstruction) LISTING STATUS**

Subject's name is not listed as a Sick Unit in the publicly available BIFR (Board for Industrial & Financial Reconstruction) list as of 03.12.2018

**IBBI (Insolvency and Bankruptcy Board of India) LISTING STATUS**

Subject's name is not listed in the publicly available IBBI (Insolvency and Bankruptcy Board of India) list as of report date.

**INFORMATION DENIED**

**Management non-cooperative (Tel No.: 91-80-22220088)**

**LOCATIONS**

<b>Registered Office :</b>	Post Box No. 3000, Hosur Road, Adugod, Bangalore – 560030, Karnataka, India
<b>Tel. No.:</b>	91-80-22220088/ 67528626
<b>Fax No.:</b>	91-80-22992181
<b>E-Mail :</b>	<a href="mailto:investor@in.bosch.com">investor@in.bosch.com</a>
<b>Website :</b>	<a href="https://www.bosch.com">https://www.bosch.com</a>
<b>Head/ Corporate Office / Plant 1 :</b>	Hosur Road, Post Box No.3000, RMB Complex, Adugod, Bangalore – 560030, Karnataka, India
<b>Plant 2 :</b>	Post Box No. 64, 75, MIDC Estate, Satpur, Trimbak Road, Nashik – 422007, Maharashtra, India
<b>Plant 3 :</b>	No. 42, II-Phase, Sector-2, KIADB Industrial Area, Shanumangala Bidadi Hobli, Ramanagara – 562109, Karnataka, India
<b>Plant 4 :</b>	SP-663 RIICO Industrial Area Sitapura, Jaipur – 302022, Rajasthan, India
<b>Plant 5 :</b>	Naganathapura Plant, Post Box No. 6887, Electronic City P.O. Bangalore – 560100, Karnataka, India

**DISCLAIMER :** This Report is **PRIVATE & CONFIDENTIAL** and it is prepared at the request of and for its use by the Subscriber only. The Subscriber shall use the contents of the Report merely as an aid to its business. Mira Inform Private Limited ("MIPL") has collated information/data in the Report, which have not been verified unless otherwise specifically mentioned in the Report. The Subscriber shall independently verify the accuracy and correctness of the information/data before in any way acting upon the same. MIPL shall not be liable for any harm, injury, loss or damage caused to the Subscriber due to default by the Subscriber's debtors/beneficiaries in fulfilling their obligations of any nature whatsoever. This Report or any of its portion shall not be used as a documentary evidence or otherwise before any investigative agencies or forum of law. This Report is confidential and proprietary to MIPL. The Subscriber and/or any other person(s) may not reproduce, publish or disclose any of the contents of the Report to others without the express authorization of MIPL. This Report is prepared and issued to the Subscriber without any risk, responsibility or liability on the part of MIPL or its officials.

<b>Plant 6 :</b>	P. No. B8, SIPCOT Industrial Centre, Tirunelveli Taluk, Gangaikondan – 627352, Tamilnadu, India
<b>Plant 7 :</b>	Indospace SKCL, Oragadam Wallajabad Road, Sriperumbudur, Kancheepuram, Chennai – 631604, Tamilnadu, India
<b>Plant 8 :</b>	N-4A, Phase IV, Verna Industrial Estate Verna, Salcate – 403722, Goa, India
<b>Security System Division:</b>	303 Building, 2nd Floor, Post Box No.3000, Hosur Road, Adugodi, Bangalore – 560030, West Bengal, India
<b>Regional Offices:</b>	<p><b>Located at:</b></p> <ul style="list-style-type: none"> <li>• Chennai</li> <li>• Jharkhand</li> <li>• New Delhi</li> <li>• Chennai</li> <li>• Pune</li> <li>• Rajkot</li> <li>• Jamshedpur</li> </ul>
<b>Sales Offices :</b>	<p><b>Located At:</b></p> <ul style="list-style-type: none"> <li>• Ahmedabad</li> <li>• Jabalpur</li> <li>• Ernakulam</li> <li>• Patna</li> <li>• Kolkata</li> <li>• Vijayawada</li> <li>• Raipur</li> <li>• Delhi &amp; Ghaziabad</li> <li>• Bengaluru</li> <li>• Jodhpur</li> <li>• Guwahati</li> <li>• Lucknow</li> <li>• Jabalpur</li> <li>• Rajkot</li> <li>• Jaipur</li> <li>• Bhubaneshwar</li> <li>• Mumbai</li> <li>• Indore</li> <li>• Chandigarh, Punjab and Panchkula</li> <li>• Madurai</li> <li>• Chennai</li> <li>• Ranchi</li> <li>• Secunderabad</li> </ul>

	• Pune
--	--------

**DIRECTORS**

**AS ON 2018**

<b>Name :</b>	Mrs. Soumitra Bhattacharya
<b>Designation :</b>	Managing Director
<b>Address :</b>	15/1A, Off Palace Road, Opposite Maruti Temple, Bangalore – 560001, Karnataka, India
<b>Date of Birth/Age :</b>	15.06.1953
<b>Date of Appointment :</b>	01.01.2017
<b>DIN No.:</b>	02783243
<b>PAN No.:</b>	AFIPB5880J
<b>Name :</b>	Mr. Peter Tyroller
<b>Designation :</b>	Director
<b>Address :</b>	70619 Stuttgart Riederstr 2 Stuttgart
<b>Date of Appointment :</b>	01.07.2013
<b>DIN No.:</b>	06600928
<b>Name :</b>	Mr. Andreas Friedhelm Wolf
<b>Designation :</b>	Director
<b>Address :</b>	No. 289 38th Cross, 8th Block, Jayanagar, Bangalore – 560082, Karnataka, India
<b>Date of Appointment :</b>	01.03.2015
<b>DIN No.:</b>	07088505
<b>Name :</b>	Jan Oliver Röhr
<b>Designation :</b>	Alternate Director
<b>Address :</b>	Villa No. E17, Epsilon Villas Yamalur Main Road, Bangalore – 560037, Karnataka, India
<b>Date of Appointment :</b>	10.02.2018
<b>DIN No.:</b>	07706011
<b>Name :</b>	Mr. Vegulaparanan Kasi Viswanathan
<b>Designation :</b>	Director
<b>Address :</b>	F 01,1st Floor, Legacy Caldera 56 SRT Road, Cunningham Cross Road, Bangalore – 560052, Karnataka, India
<b>Date of Birth/Age :</b>	20.11.1950
<b>Date of Appointment :</b>	01.11.2007
<b>DIN No.:</b>	01782934
<b>Name :</b>	Mr. Bernhard Alfons Steinrucke
<b>Designation :</b>	Director
<b>Address :</b>	Flat No.3,First Floor Breach Candy House, 68 B.D. Road, Mumbai – 400026,

**DISCLAIMER :** This Report is **PRIVATE & CONFIDENTIAL** and it is prepared at the request of and for its use by the Subscriber only. The Subscriber shall use the contents of the Report merely as an aid to its business. Mira Inform Private Limited ("MIPL") has collated information/data in the Report, which have not been verified unless otherwise specifically mentioned in the Report. The Subscriber shall independently verify the accuracy and correctness of the information/data before in any way acting upon the same. MIPL shall not be liable for any harm, injury, loss or damage caused to the Subscriber due to default by the Subscriber's debtors/beneficiaries in fulfilling their obligations of any nature whatsoever. This Report or any of its portion shall not be used as a documentary evidence or otherwise before any investigative agencies or forum of law. This Report is confidential and proprietary to MIPL. The Subscriber and/or any other person(s) may not reproduce, publish or disclose any of the contents of the Report to others without the express authorization of MIPL. This Report is prepared and issued to the Subscriber without any risk, responsibility or liability on the part of MIPL or its officials.

	Maharashtra, India
<b>Date of Birth/Age :</b>	29.06.1955
<b>Date of Appointment :</b>	15.06.2005
<b>DIN No.:</b>	01122939
<b>Name :</b>	Mr. Bhaskar Bhat
<b>Designation :</b>	Director
<b>Address :</b>	No.884 Chaitanya Plot, Indiranagar 1st Stage, Bangalore – 560038, Karnataka, India
<b>Date of Appointment :</b>	01.01.2013
<b>DIN No.:</b>	00148778
<b>Name :</b>	Ms. Hema Ravichandar (from 02.09.2017)
<b>Designation :</b>	Additional Director
<b>Address :</b>	3-C, Moyenville Place, No.18, Moyenville Road, Langford Town, Bangalore - 560025, Karnataka, India
<b>Date of Appointment :</b>	02.09.2017
<b>DIN No.:</b>	00032929
<b>Name :</b>	Sakalespur Visweswaraiya Ranganath
<b>Designation :</b>	Additional Director
<b>Address :</b>	No. 25, 8th Cross, 2nd Block, Jayanagar, Bangalore- 560011, Karnataka, India
<b>Date of Appointment :</b>	01.07.2018
<b>DIN No.:</b>	00323799
<b>Name :</b>	Shakotai Chakrapani Srinivasan
<b>Designation :</b>	Chief Finance Officer
<b>Address :</b>	Spenta S01, 6th Main, 1st Cross No.69, Defence Colony, Indiranagar, Bangalore- 560038, Karnataka, India
<b>Date of Appointment :</b>	01.07.2018
<b>PAN No.:</b>	AHMPS6626D
<b>DIN No.:</b>	02327433

**KEY EXECUTIVES**

<b>Name :</b>	Shakotai Chakrapani Srinivasan
<b>Designation :</b>	Chief Finance Officer
<b>Address :</b>	Spenta S01, 6th Main, 1st Cross No.69, Defence Colony, Indiranagar, Bangalore- 560038, Karnataka, India
<b>Date of Appointment :</b>	01.07.2018
<b>PAN No.:</b>	AHMPS6626D
<b>Name :</b>	Mr. Rajesh Digambar Parte
<b>Designation :</b>	Company Secretary
<b>Address :</b>	Building No. 4a, Flat No – 404, Kalpak Estate, S.M. Road, Antop Hill, Mumbai-400037, Maharashtra, India

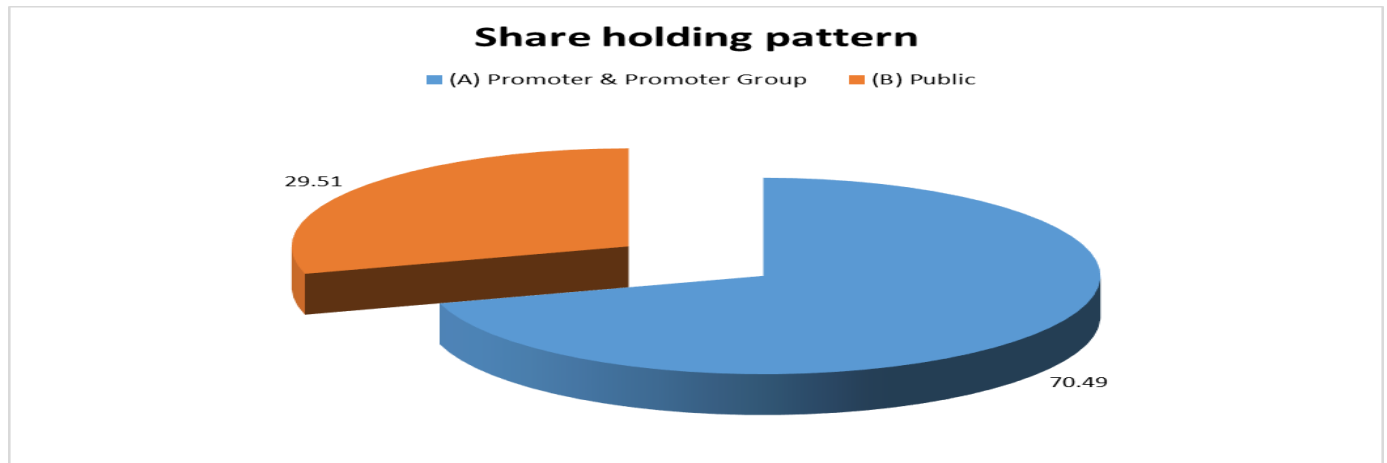
**DISCLAIMER :** This Report is **PRIVATE & CONFIDENTIAL** and it is prepared at the request of and for its use by the Subscriber only. The Subscriber shall use the contents of the Report merely as an aid to its business. Mira Inform Private Limited ("MIPL") has collated information/data in the Report, which have not been verified unless otherwise specifically mentioned in the Report. The Subscriber shall independently verify the accuracy and correctness of the information/data before in any way acting upon the same. MIPL shall not be liable for any harm, injury, loss or damage caused to the Subscriber due to default by the Subscriber's debtors/beneficiaries in fulfilling their obligations of any nature whatsoever. This Report or any of its portion shall not be used as a documentary evidence or otherwise before any investigative agencies or forum of law. This Report is confidential and proprietary to MIPL. The Subscriber and/or any other person(s) may not reproduce, publish or disclose any of the contents of the Report to others without the express authorization of MIPL. This Report is prepared and issued to the Subscriber without any risk, responsibility or liability on the part of MIPL or its officials.

<b>Date of Appointment :</b>	05.11.2018
<b>PAN No.:</b>	AAEPP2153P
<b>Audit Committee:</b>	<ul style="list-style-type: none"> <li>• Renu S. Karnad, Chairperson</li> <li>• V. K. Viswanathan</li> <li>• Bernhard Steinruecke</li> <li>• Prasad Chandran (upto 01.09.2017)</li> <li>• Bhaskar Bhat</li> <li>• Hema Ravichandar (from 02.09.2017)</li> </ul>
<b>Stakeholders Relationship Committee:</b>	<ul style="list-style-type: none"> <li>• Bernhard Steinruecke, Chairman</li> <li>• V. K. Viswanathan</li> <li>• Renu S. Karnad</li> <li>• Prasad Chandran (upto 01.09.2017)</li> <li>• Hema Ravichandar (from 02.09.2017)</li> <li>• Soumitra Bhattacharya (from 01.01.2017)</li> </ul>
<b>Nomination and Remuneration Committee:</b>	<ul style="list-style-type: none"> <li>• Bernhard Steinruecke, Chairperson</li> <li>• V. K. Viswanathan</li> <li>• Prasad Chandran (upto 01.09.2017)</li> <li>• Hema Ravichandar (from 02.09.2017)</li> <li>• Bhaskar Bhat</li> </ul>
<b>Corporate Social Responsibility Committee:</b>	<ul style="list-style-type: none"> <li>• Prasad Chandran (upto 01.09.2017), Chairman</li> <li>• Bhaskar Bhat</li> <li>• Soumitra Bhattacharya</li> <li>• Dr. Andreas Wolf (from 01.01.2017)</li> <li>• Hema Ravichandar (from 02.09.2017)</li> </ul>
<b>Share Transfer Committee:</b>	<ul style="list-style-type: none"> <li>• Bernhard Steinruecke</li> <li>• Prasad Chandran (upto 01.09.2017)</li> <li>• Bhaskar Bhat</li> <li>• Hema Ravichandar (from 02.09.2017)</li> <li>• Soumitra Bhattacharya (from 01.01.2017)</li> </ul>

**SHAREHOLDING PATTERN**

**AS ON SEPTEMBER 2018**

Category of shareholder	Total Nos. Shares held	Shareholding as a % of total no. of shares (calculated as per SCRR, 1957) As a %
(A) Promoter & Promoter Group	21512705	70.49
(B) Public	9008035	29.51
<b>Grand Total</b>	<b>30520740</b>	<b>100.00</b>



**STATEMENT SHOWING SHAREHOLDING PATTERN OF THE PROMOTER AND PROMOTER GROUP**

Category of shareholder	Total Nos. shares held	Shareholding as a % of total no. of shares (calculated as per SCRR 1957) As a %
<b>A1) Indian</b>		
<b>Any Other (specify)</b>	454000	1.49
ROBERT BOSCH ENGINEERING AND BUSINESS SOLUTIONS PRIVATE LIMITED	454000	1.49
<b>Sub Total A1</b>	<b>454000</b>	<b>1.49</b>
<b>A2) Foreign</b>		0.00
<b>Any Other (specify)</b>	21058705	69.00
ROBERT BOSCH GMBH	21058705	69.00
<b>Sub Total A2</b>	<b>21058705</b>	<b>69.00</b>

**DISCLAIMER** : This Report is **PRIVATE & CONFIDENTIAL** and it is prepared at the request of and for its use by the Subscriber only. The Subscriber shall use the contents of the Report merely as an aid to its business. Mira Inform Private Limited ("MIPL") has collated information/data in the Report, which have not been verified unless otherwise specifically mentioned in the Report. The Subscriber shall independently verify the accuracy and correctness of the information/data before in any way acting upon the same. MIPL shall not be liable for any harm, injury, loss or damage caused to the Subscriber due to default by the Subscriber's debtors/beneficiaries in fulfilling their obligations of any nature whatsoever. This Report or any of its portion shall not be used as a documentary evidence or otherwise before any investigative agencies or forum of law. This Report is confidential and proprietary to MIPL. The Subscriber and/or any other person(s) may not reproduce, publish or disclose any of the contents of the Report to others without the express authorization of MIPL. This Report is prepared and issued to the Subscriber without any risk, responsibility or liability on the part of MIPL or its officials.

<b>A=A1+A2</b>	<b>21512705</b>	<b>70.49</b>
----------------	-----------------	--------------

**STATEMENT SHOWING SHAREHOLDING PATTERN OF THE PUBLIC SHAREHOLDER**

Category & Name of the Shareholders	No. of fully paid up equity shares held	Shareholding % calculated as per SCRR, 1957 As a % of (A+B+C2)
<b>B1) Institutions</b>	0	0.00
<b>Mutual Funds/</b>	768222	2.52
<b>Alternate Investment Funds</b>	5792	0.02
<b>Foreign Portfolio Investors</b>	2103259	6.89
<b>Financial Institutions/ Banks</b>	55307	0.18
<b>Insurance Companies</b>	3338598	10.94
General Insurance Corporation of India	965000	3.16
The New India Assurance Company Limited	861017	2.82
Life Insurance Corporation of India (Various schemes)	757858	2.48
United India Insurance Company Limited	376053	1.23
<b>Sub Total B1</b>	<b>6271178</b>	<b>20.55</b>
<b>B2) Central Government/ State Government(s)/ President of India</b>	0	0.00
<b>B3) Non-Institutions</b>	0	0.00
<b>Individual share capital upto INR 0.200 Million</b>	2106613	6.90
<b>Individual share capital in excess of INR 0.200 Million</b>	178404	0.58
<b>NBFCs registered with RBI</b>	45	0.00
<b>Any Other (specify)</b>	451795	1.48
Bodies Corporate	342135	1.12
Clearing Members	59550	0.20
Foreign Nationals	175	0.00
Trusts	20754	0.07
IEPF	29181	0.10
<b>Sub Total B3</b>	<b>2736857</b>	<b>8.97</b>
<b>B=B1+B2+B3</b>	<b>9008035</b>	<b>29.51</b>

**BUSINESS DETAILS**

<b>Line of Business :</b>	Subject is manufactures and trades in products such as diesel and gasoline fuel injection systems, automotive aftermarket products, starters and generators, industrial equipments, packaging machines, electrical power tools, security systems and industrial and consumer energy products and solutions. [Registered Activity]
---------------------------	---

**DISCLAIMER :** This Report is **PRIVATE & CONFIDENTIAL** and it is prepared at the request of and for its use by the Subscriber only. The Subscriber shall use the contents of the Report merely as an aid to its business. Mira Inform Private Limited ("MIPL") has collated information/data in the Report, which have not been verified unless otherwise specifically mentioned in the Report. The Subscriber shall independently verify the accuracy and correctness of the information/data before in any way acting upon the same. MIPL shall not be liable for any harm, injury, loss or damage caused to the Subscriber due to default by the Subscriber's debtors/beneficiaries in fulfilling their obligations of any nature whatsoever. This Report or any of its portion shall not be used as a documentary evidence or otherwise before any investigative agencies or forum of law. This Report is confidential and proprietary to MIPL. The Subscriber and/or any other person(s) may not reproduce, publish or disclose any of the contents of the Report to others without the express authorization of MIPL. This Report is prepared and issued to the Subscriber without any risk, responsibility or liability on the part of MIPL or its officials.

<b>Products / Services :</b>	<b>NIC Code</b>	<b>Product/ Services Description</b>
	34107	Fuel Injection Equipment and Components
<b>Brand Names :</b>	Not Available	
<b>Agencies Held :</b>	Not Available	
<b>Exports :</b>	Not Divulged	
<b>Imports :</b>	Not Divulged	
<b>Terms :</b>	Not Divulged	

**PRODUCTION STATUS – (NOT AVAILABLE)**

**GENERAL INFORMATION**

<b>Suppliers :</b>	<b>Reference :</b>	Not Divulged
	<b>Name of the Person :</b>	--
	<b>Contact No.:</b>	--
	<b>Since How Long Known :</b>	--
	<b>Maximum Limit Dealt :</b>	--
	<b>Experience :</b>	--
	<b>Remark:</b>	--
<b>Customers :</b>	<b>Reference :</b>	Not Divulged
	<b>Name of the Person :</b>	--
	<b>Contact No.:</b>	--
	<b>Since How Long Known :</b>	--
	<b>Maximum Limit Dealt :</b>	--
	<b>Experience :</b>	--
	<b>Remark:</b>	--
<b>No. of Employees :</b>	9934 (Approximately)	
<b>Bankers :</b>	<ul style="list-style-type: none"> <li>• State Bank of India</li> <li>• Canara Bank</li> <li>• Citibank, N.A.</li> <li>• HDFC Bank Limited</li> <li>• Deutsche Bank AG</li> </ul>	
<b>Auditors :</b>		
<b>Name :</b>	Deloitte Haskins and Sells LLP Chartered Accountants	
<b>Address :</b>	Prestige Trade Tower, Level 19, 46, Palace Road, High Grounds, Bangalore –	

**DISCLAIMER :** This Report is **PRIVATE & CONFIDENTIAL** and it is prepared at the request of and for its use by the Subscriber only. The Subscriber shall use the contents of the Report merely as an aid to its business. Mira Inform Private Limited ("MIPL") has collated information/data in the Report, which have not been verified unless otherwise specifically mentioned in the Report. The Subscriber shall independently verify the accuracy and correctness of the information/data before in any way acting upon the same. MIPL shall not be liable for any harm, injury, loss or damage caused to the Subscriber due to default by the Subscriber's debtors/beneficiaries in fulfilling their obligations of any nature whatsoever. This Report or any of its portion shall not be used as a documentary evidence or otherwise before any investigative agencies or forum of law. This Report is confidential and proprietary to MIPL. The Subscriber and/or any other person(s) may not reproduce, publish or disclose any of the contents of the Report to others without the express authorization of MIPL. This Report is prepared and issued to the Subscriber without any risk, responsibility or liability on the part of MIPL or its officials.

	560001, Karnataka, India
<b>Tel. No.:</b>	91-80-61886000
<b>Fax No.:</b>	91-80-61886011
<b>Memberships :</b>	Not Available
<b>Collaborators :</b>	Not Available
<b>Holding Company:</b>	Robert Bosch GmbH, Federal Republic of Germany
<b>Subsidiary Company:</b>	MICO Trading Private Limited, India
<b>Associate (also a fellow subsidiary) :</b>	Newtech Filter India Private Limited, India
<b>Other related entities:</b>	Bosch India Foundation

**CAPITAL STRUCTURE**

**AS ON 31.03.2018**

**Authorised Capital :**

No. of Shares	Type	Value	Amount
38051460	Equity Shares	INR 10/- each	INR 381.000 Million

**Issued, Subscribed & Paid-up Capital :**

No. of Shares	Type	Value	Amount
30520740	Equity Shares	INR 10/- each	INR 305.000 Million

**Rights, preferences and restrictions attached to shares:**

The Equity shares of the Company, having face value of INR 10/- per share, rank pari passu in all respects including voting rights, entitlement to dividend and share in the proceeds of winding up of the Company in proportion to the number of and amounts paid on the shares held.

**(ii) Equity shares held by the holding company and subsidiary of the holding company:**

Particulars	31.03.2018	
	Number of shares	Amount [INR in Million]
Robert Bosch GmbH, Federal Republic of Germany, the holding company	21058705	211.000
Robert Bosch Engineering and Business Solutions Private Limited, India, subsidiary of holding company	454000	5.000

**(iii) Details of Equity shares held by shareholders holding more than 5% of the aggregate equity shares in the Company:**

Particulars	31.03.2018	
	Number of shares	% of shareholding
Robert Bosch GmbH, Federal Republic of Germany, the holding Company	21058705	68.99%

(iv) There are no shares reserved for issue under options and contracts/ commitments. Further, there are no shares that have been allotted during last 5 years pursuant to a contract without payment being received in cash, or by way of bonus shares.

**DISCLAIMER :** This Report is **PRIVATE & CONFIDENTIAL** and it is prepared at the request of and for its use by the Subscriber only. The Subscriber shall use the contents of the Report merely as an aid to its business. Mira Inform Private Limited ("MIPL") has collated information/data in the Report, which have not been verified unless otherwise specifically mentioned in the Report. The Subscriber shall independently verify the accuracy and correctness of the information/data before in any way acting upon the same. MIPL shall not be liable for any harm, injury, loss or damage caused to the Subscriber due to default by the Subscriber's debtors/beneficiaries in fulfilling their obligations of any nature whatsoever. This Report or any of its portion shall not be used as a documentary evidence or otherwise before any investigative agencies or forum of law. This Report is confidential and proprietary to MIPL. The Subscriber and/or any other person(s) may not reproduce, publish or disclose any of the contents of the Report to others without the express authorization of MIPL. This Report is prepared and issued to the Subscriber without any risk, responsibility or liability on the part of MIPL or its officials.

(v) The Company has bought back 878160 shares during the year ended March 31, 2018 at buy-back price determined at INR 23000/- per share which was approved by the board of directors and shareholders of the Company. Shares bought back during the period of five years immediately preceding the reporting date:

**FINANCIAL DATA**  
*[all figures are INR Million]*

**ABRIDGED BALANCE SHEET (STANDALONE)**

SOURCES OF FUNDS	31.03.2018	31.03.2017	31.03.2016
<b>I. EQUITY AND LIABILITIES</b>			
(1) Shareholders' Funds			
(a) Share Capital	305.000	305.000	314.000
(b) Reserves & Surplus	99508.000	87691.000	95035.000
(c) Money received against share warrants	0.000	0.000	0.000
(2) Share Application money pending allotment	0.000	0.000	0.000
<b>Total Shareholders' Funds (1) + (2)</b>	<b>99813.000</b>	<b>87996.000</b>	<b>95349.000</b>
(3) Non-Current Liabilities			
(a) long-term borrowings	0.000	0.000	149.000
(b) Deferred tax liabilities (Net)	0.000	0.000	0.000
(c) Other long term liabilities	66.000	60.000	50.000
(d) long-term provisions	4204.000	3642.000	3775.000
<b>Total Non-current Liabilities (3)</b>	<b>4270.000</b>	<b>3702.000</b>	<b>3974.000</b>
(4) Current Liabilities			
(a) Short term borrowings	0.000	0.000	0.000
(b) Trade payables	20231.000	13399.000	13088.000
(c) Other current liabilities	7510.000	5358.000	5741.000
(d) Short-term provisions	7450.000	7543.000	6176.000
<b>Total Current Liabilities (4)</b>	<b>35191.000</b>	<b>26300.000</b>	<b>25005.000</b>
<b>TOTAL</b>	<b>139274.000</b>	<b>117998.000</b>	<b>124328.000</b>
<b>II. ASSETS</b>			
(1) Non-current assets			
(a) Fixed Assets			
(i) Tangible assets	11411.000	13194.000	11487.000
(ii) Intangible Assets	0.000	0.000	0.000
(iii) Capital work-in-progress	3132.000	1289.000	1507.000
(iv) Intangible assets under development	0.000	0.000	176.000
(v) Investment Properties	1764.000	1943.000	1786.000
(b) Non-current Investments	42939.000	36409.000	44319.000
(c) Deferred tax assets (net)	4905.000	4676.000	4958.000

**DISCLAIMER** : This Report is **PRIVATE & CONFIDENTIAL** and it is prepared at the request of and for its use by the Subscriber only. The Subscriber shall use the contents of the Report merely as an aid to its business. Mira Inform Private Limited ("MIPL") has collated information/data in the Report, which have not been verified unless otherwise specifically mentioned in the Report. The Subscriber shall independently verify the accuracy and correctness of the information/data before in any way acting upon the same. MIPL shall not be liable for any harm, injury, loss or damage caused to the Subscriber due to default by the Subscriber's debtors/beneficiaries in fulfilling their obligations of any nature whatsoever. This Report or any of its portion shall not be used as a documentary evidence or otherwise before any investigative agencies or forum of law. This Report is confidential and proprietary to MIPL. The Subscriber and/or any other person(s) may not reproduce, publish or disclose any of the contents of the Report to others without the express authorization of MIPL. This Report is prepared and issued to the Subscriber without any risk, responsibility or liability on the part of MIPL or its officials.

(d) Long-term Loan and Advances	1100.000	1174.000	1422.000
(e) Other Non-current assets	677.000	319.000	291.000
<b>Total Non-Current Assets</b>	<b>65928.000</b>	<b>59004.000</b>	<b>65946.000</b>
(2) Current assets			
(a) Current investments	9289.000	2681.000	0.000
(b) Inventories	12258.000	11804.000	11915.000
(c) Trade receivables	16156.000	11862.000	13225.000
(d) Cash and cash equivalents	18878.000	17176.000	18315.000
(e) Short-term loans and advances	3647.000	3205.000	2826.000
(f) Other current assets	13118.000	12266.000	12101.000
<b>Total Current Assets</b>	<b>73346.000</b>	<b>58994.000</b>	<b>58382.000</b>
<b>TOTAL</b>	<b>139274.000</b>	<b>117998.000</b>	<b>124328.000</b>

**PROFIT & LOSS ACCOUNT**

	<b>PARTICULARS</b>	<b>31.03.2018</b>	<b>31.03.2017</b>	<b>31.03.2016</b>
	<b>SALES</b>			
	Income	118722.000	112426.000	97014.000
	Other Income	5118.000	6174.000	6036.000
	<b>TOTAL</b>	<b>123840.000</b>	<b>118600.000</b>	<b>103050.000</b>
<b>Less</b>	<b>EXPENSES</b>			
	Cost of Materials Consumed	27341.000	30070.000	25529.000
	Purchases of Stock-in-Trade	35278.000	24219.000	23347.000
	Changes in inventories of finished goods, work-in-progress and Stock-in-Trade	395.000	(1197.000)	825.000
	Employees benefits expense	13565.000	13428.000	13031.000
	Exceptional Items	939.000	0.000	0.000
	Excise duty	1821.000	8074.000	0.000
	Other expenses	19390.000	18228.000	15501.000
	<b>TOTAL</b>	<b>98729.000</b>	<b>92822.000</b>	<b>78233.000</b>
	<b>PROFIT/ (LOSS) BEFORE INTEREST, TAX, DEPRECIATION AND AMORTISATION</b>	25111.000	25778.000	24817.000
<b>Less</b>	<b>FINANCIAL EXPENSES</b>	33.000	272.000	129.000
	<b>PROFIT / (LOSS) BEFORE TAX, DEPRECIATION AND AMORTISATION</b>	25078.000	25506.000	24688.000
<b>Less</b>	<b>DEPRECIATION/ AMORTISATION</b>	4672.000	4562.000	3864.000
	<b>PROFIT/ (LOSS) BEFORE TAX</b>	<b>20406.000</b>	<b>20944.000</b>	<b>20824.000</b>

**DISCLAIMER** : This Report is **PRIVATE & CONFIDENTIAL** and it is prepared at the request of and for its use by the Subscriber only. The Subscriber shall use the contents of the Report merely as an aid to its business. Mira Inform Private Limited ("MIPL") has collated information/data in the Report, which have not been verified unless otherwise specifically mentioned in the Report. The Subscriber shall independently verify the accuracy and correctness of the information/data before in any way acting upon the same. MIPL shall not be liable for any harm, injury, loss or damage caused to the Subscriber due to default by the Subscriber's debtors/beneficiaries in fulfilling their obligations of any nature whatsoever. This Report or any of its portion shall not be used as a documentary evidence or otherwise before any investigative agencies or forum of law. This Report is confidential and proprietary to MIPL. The Subscriber and/or any other person(s) may not reproduce, publish or disclose any of the contents of the Report to others without the express authorization of MIPL. This Report is prepared and issued to the Subscriber without any risk, responsibility or liability on the part of MIPL or its officials.

<b>Less</b>	<b>TAX</b>	6698.000	6503.000	5510.000
	<b>PROFIT/ (LOSS) AFTER TAX</b>	<b>13708.000</b>	<b>14441.000</b>	<b>15314.000</b>
	<b>Earnings / (Loss) Per Share (INR)</b>	<b>449.00</b>	<b>465.00</b>	<b>488.00</b>

**CURRENT MATURITIES OF LONG TERM DEBT DETAILS**

Particulars	31.03.2018	31.03.2017	31.03.2016
Current Maturities of Long term debt	NA	NA	351.000
Net Cash generated from operations	24048.000	21813.000	19623.000
Net cash from operating activities	17287.000	14567.000	13177.000

**QUARTERLY RESULTS**

Particulars	30.06.2017	30.09.2017
	(Unaudited) 1 <sup>st</sup> Quarter	(Unaudited) 2 <sup>nd</sup> Quarter
Net Sales	32121.500	32011.100
Total Expenditure	25839.800	26048.700
PBIDT (Excl OI)	6281.700	5962.400
Other Income	1146.600	1395.100
Operating Profit	7428.300	7357.500
Interest	0.100	NA
Exceptional Items	NA	NA
PBDT	7428.200	7357.500
Depreciation	939.000	950.400
Profit Before Tax	6489.200	6407.100
Tax	2179.400	2207.200
Provisions and contingencies	NA	NA
Profit After Tax	4309.800	4199.900
Extraordinary Items	NA	NA
Prior Period Expenses	NA	NA
Other Adjustments	NA	NA
Net Profit	4309.800	4199.900

**KEY RATIOS**

**EFFICIENCY RATIOS**

PARTICULARS	31.03.2018	31.03.2017	31.03.2016
-------------	------------	------------	------------

**DISCLAIMER** : This Report is **PRIVATE & CONFIDENTIAL** and it is prepared at the request of and for its use by the Subscriber only. The Subscriber shall use the contents of the Report merely as an aid to its business. Mira Inform Private Limited ("MIPL") has collated information/data in the Report, which have not been verified unless otherwise specifically mentioned in the Report. The Subscriber shall independently verify the accuracy and correctness of the information/data before in any way acting upon the same. MIPL shall not be liable for any harm, injury, loss or damage caused to the Subscriber due to default by the Subscriber's debtors/beneficiaries in fulfilling their obligations of any nature whatsoever. This Report or any of its portion shall not be used as a documentary evidence or otherwise before any investigative agencies or forum of law. This Report is confidential and proprietary to MIPL. The Subscriber and/or any other person(s) may not reproduce, publish or disclose any of the contents of the Report to others without the express authorization of MIPL. This Report is prepared and issued to the Subscriber without any risk, responsibility or liability on the part of MIPL or its officials.

Average Collection Days (Sundry Debtors / Income * 365 Days)	49.67	38.51	49.76
Account Receivables Turnover (Income / Sundry Debtors)	7.35	9.48	7.34
Average Payment Days (Sundry Creditors / Purchases * 365 Days)	117.92	90.09	97.74
Inventory Turnover (Operating Income / Inventories)	2.05	2.18	2.08
Asset Turnover (Operating Income / Net Fixed Assets)	1.73	1.78	1.88

**LEVERAGE RATIOS**

PARTICULARS	31.03.2018	31.03.2017	31.03.2016
Debt Ratio ((Borrowing + Current Liabilities) / Total Assets)	0.25	0.22	0.20
Debt Equity Ratio (Total Liability / Networth)	0.00	0.00	0.00
Current Liabilities to Networth (Current Liabilities / Net Worth)	0.35	0.30	0.26
Fixed Assets to Networth (Net Fixed Assets / Networth)	0.15	0.16	0.14
Interest Coverage Ratio (PBIT / Financial Charges)	760.94	94.77	192.38

**PROFITABILITY RATIOS**

PARTICULARS		31.03.2018	31.03.2017	31.03.2016
Net Profit Margin ((PAT / Sales) * 100)	%	11.55	12.84	15.79
Return on Total Assets ((PAT / Total Assets) * 100)	%	9.84	12.24	12.32
Return on Investment (ROI) ((PAT / Networth) * 100)	%	13.73	16.41	16.06

**SOLVENCY RATIOS**

**DISCLAIMER** : This Report is **PRIVATE & CONFIDENTIAL** and it is prepared at the request of and for its use by the Subscriber only. The Subscriber shall use the contents of the Report merely as an aid to its business. Mira Inform Private Limited ("MIPL") has collated information/data in the Report, which have not been verified unless otherwise specifically mentioned in the Report. The Subscriber shall independently verify the accuracy and correctness of the information/data before in any way acting upon the same. MIPL shall not be liable for any harm, injury, loss or damage caused to the Subscriber due to default by the Subscriber's debtors/beneficiaries in fulfilling their obligations of any nature whatsoever. This Report or any of its portion shall not be used as a documentary evidence or otherwise before any investigative agencies or forum of law. This Report is confidential and proprietary to MIPL. The Subscriber and/or any other person(s) may not reproduce, publish or disclose any of the contents of the Report to others without the express authorization of MIPL. This Report is prepared and issued to the Subscriber without any risk, responsibility or liability on the part of MIPL or its officials.

PARTICULARS	31.03.2018	31.03.2017	31.03.2016
Current Ratio (Current Assets / Current Liabilities)	2.08	2.24	2.33
Quick Ratio ((Current Assets – Inventories) / Current Liabilities)	1.74	1.79	1.86
G-Score Ratio Financial (Networth / Total Assets)	0.72	0.75	0.77
G-Score Ratio Debt (Debts / Equity Capital)	0.00	0.00	0.47
G-Score Ratio Liquidity (Total Current Assets / Total Current Liabilities)	2.08	2.24	2.33

Total Liability = Short-term Debt + Long-term Debt + Current Maturities of Long-term debts

**STOCK PRICES**

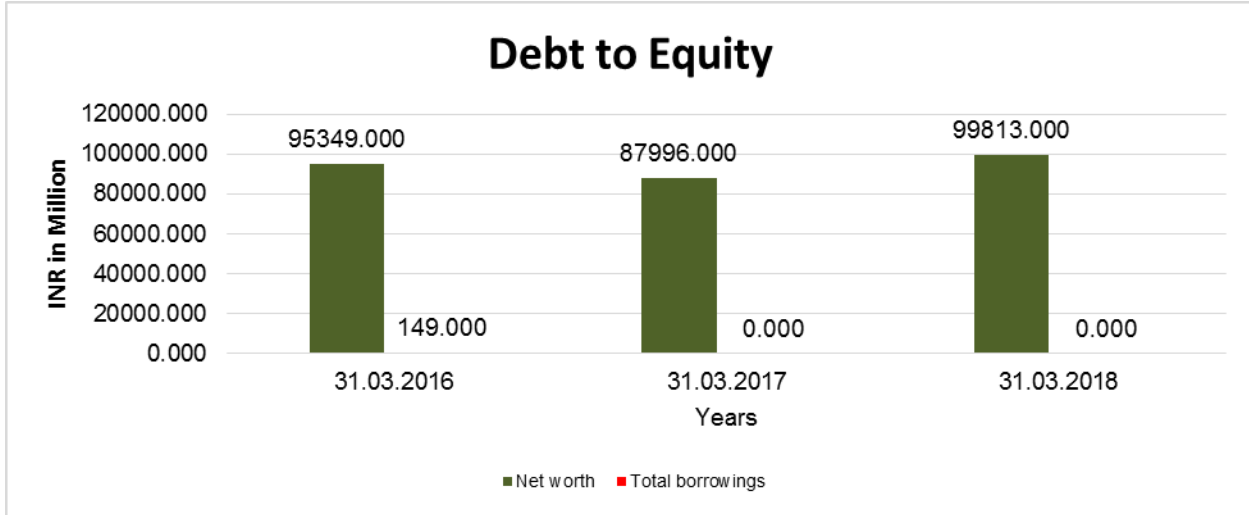
Face Value	INR 10/-
Market Value	INR 19165/-

**FINANCIAL ANALYSIS**  
*[all figures are in INR Million]*

**DEBT EQUITY RATIO**

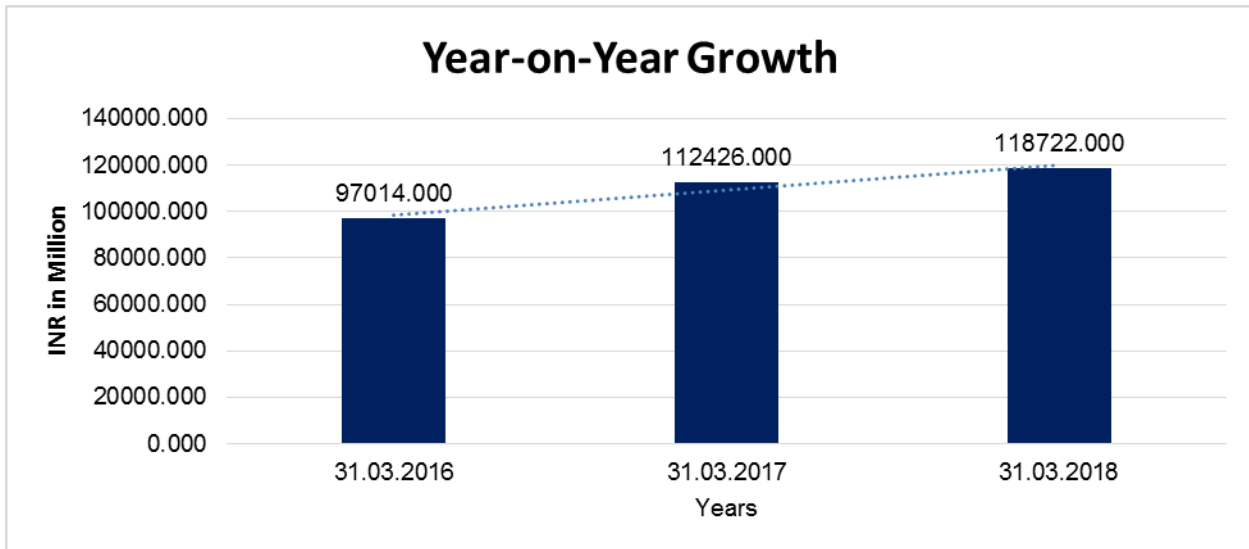
Particular	31.03.2016	31.03.2017	31.03.2018
	INR In Million	INR In Million	INR In Million
Share Capital	314.000	305.000	305.000
Reserves & Surplus	95035.000	87691.000	99508.000
<b>Net worth</b>	<b>95349.000</b>	<b>87996.000</b>	<b>99813.000</b>
long-term borrowings	149.000	0.000	0.000
Short term borrowings	0.000	0.000	0.000
<b>Total borrowings</b>	<b>149.000</b>	<b>0.000</b>	<b>0.000</b>
<b>Debt/Equity ratio</b>	<b>0.002</b>	<b>0.000</b>	<b>0.000</b>

**DISCLAIMER** : This Report is **PRIVATE & CONFIDENTIAL** and it is prepared at the request of and for its use by the Subscriber only. The Subscriber shall use the contents of the Report merely as an aid to its business. Mira Inform Private Limited ("MIPL") has collated information/data in the Report, which have not been verified unless otherwise specifically mentioned in the Report. The Subscriber shall independently verify the accuracy and correctness of the information/data before in any way acting upon the same. MIPL shall not be liable for any harm, injury, loss or damage caused to the Subscriber due to default by the Subscriber's debtors/beneficiaries in fulfilling their obligations of any nature whatsoever. This Report or any of its portion shall not be used as a documentary evidence or otherwise before any investigative agencies or forum of law. This Report is confidential and proprietary to MIPL. The Subscriber and/or any other person(s) may not reproduce, publish or disclose any of the contents of the Report to others without the express authorization of MIPL. This Report is prepared and issued to the Subscriber without any risk, responsibility or liability on the part of MIPL or its officials.



**YEAR-ON-YEAR GROWTH**

Year on Year Growth	31.03.2016	31.03.2017	31.03.2018
	INR In Million	INR In Million	INR In Million
Sales	97014.000	112426.000	118722.000
		<b>15.886</b>	<b>5.600</b>

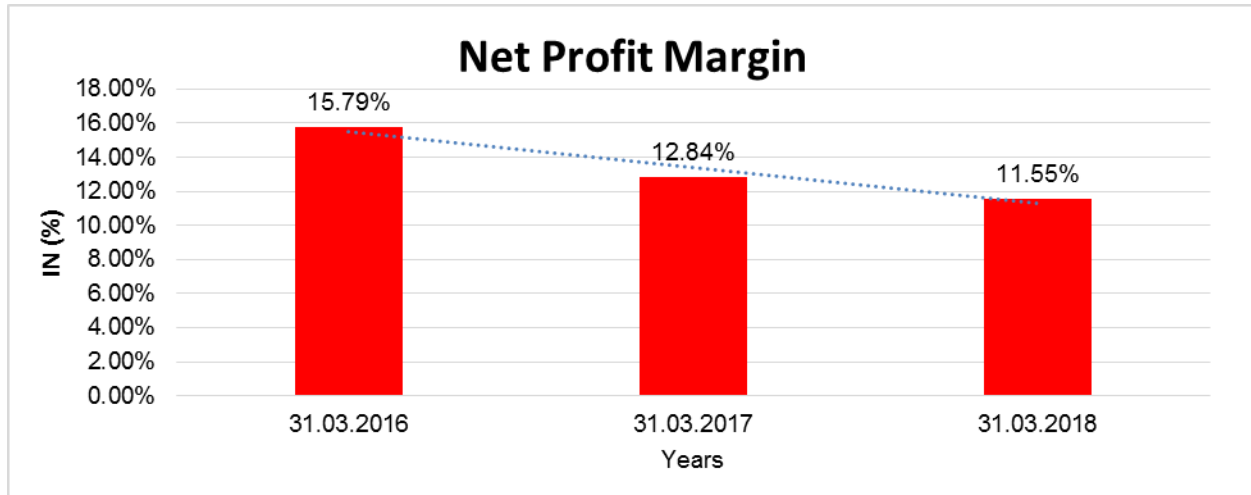


**NET PROFIT MARGIN**

Net Profit Margin	31.03.2016	31.03.2017	31.03.2018
	INR In Million	INR In Million	INR In Million
Sales	97014.000	112426.000	118722.000

**DISCLAIMER** : This Report is **PRIVATE & CONFIDENTIAL** and it is prepared at the request of and for its use by the Subscriber only. The Subscriber shall use the contents of the Report merely as an aid to its business. Mira Inform Private Limited ("MIPL") has collated information/data in the Report, which have not been verified unless otherwise specifically mentioned in the Report. The Subscriber shall independently verify the accuracy and correctness of the information/data before in any way acting upon the same. MIPL shall not be liable for any harm, injury, loss or damage caused to the Subscriber due to default by the Subscriber's debtors/beneficiaries in fulfilling their obligations of any nature whatsoever. This Report or any of its portion shall not be used as a documentary evidence or otherwise before any investigative agencies or forum of law. This Report is confidential and proprietary to MIPL. The Subscriber and/or any other person(s) may not reproduce, publish or disclose any of the contents of the Report to others without the express authorization of MIPL. This Report is prepared and issued to the Subscriber without any risk, responsibility or liability on the part of MIPL or its officials.

Profit (Loss)	15314.000	14441.000	13708.000
	<b>15.79%</b>	<b>12.84%</b>	<b>11.55%</b>



**ABRIDGED BALANCE SHEET (CONSOLIDATED)**

SOURCES OF FUNDS	31.03.2018	31.03.2017
<b>I. EQUITY AND LIABILITIES</b>		
(1) Shareholders' Funds		
(a) Share Capital	305.000	305.000
(b) Reserves & Surplus	99421.000	87601.000
(c) Money received against share warrants	0.000	0.000
(2) Share Application money pending allotment	0.000	0.000
<b>Total Shareholders' Funds (1) + (2)</b>	<b>99726.000</b>	<b>87906.000</b>
(3) Non-Current Liabilities		
(a) long-term borrowings	0.000	0.000
(b) Deferred tax liabilities (Net)	0.000	0.000
(c) Other long term liabilities	66.000	60.000
(d) long-term provisions	4204.000	3642.000
<b>Total Non-current Liabilities (3)</b>	<b>4270.000</b>	<b>3702.000</b>
(4) Current Liabilities		
(a) Short term borrowings	0.000	0.000
(b) Trade payables	20231.000	13399.000
(c) Other current liabilities	7510.000	5358.000
(d) Short-term provisions	7450.000	7543.000
<b>Total Current Liabilities (4)</b>	<b>35191.000</b>	<b>26300.000</b>
<b>TOTAL</b>	<b>139187.000</b>	<b>117908.000</b>

**DISCLAIMER** : This Report is **PRIVATE & CONFIDENTIAL** and it is prepared at the request of and for its use by the Subscriber only. The Subscriber shall use the contents of the Report merely as an aid to its business. Mira Inform Private Limited ("MIPL") has collated information/data in the Report, which have not been verified unless otherwise specifically mentioned in the Report. The Subscriber shall independently verify the accuracy and correctness of the information/data before in any way acting upon the same. MIPL shall not be liable for any harm, injury, loss or damage caused to the Subscriber due to default by the Subscriber's debtors/beneficiaries in fulfilling their obligations of any nature whatsoever. This Report or any of its portion shall not be used as a documentary evidence or otherwise before any investigative agencies or forum of law. This Report is confidential and proprietary to MIPL. The Subscriber and/or any other person(s) may not reproduce, publish or disclose any of the contents of the Report to others without the express authorization of MIPL. This Report is prepared and issued to the Subscriber without any risk, responsibility or liability on the part of MIPL or its officials.

<b>II. ASSETS</b>		
(1) Non-current assets		
(a) Fixed Assets		
(i) Tangible assets	11411.000	13194.000
(ii) Intangible Assets	0.000	0.000
(iii) Capital work-in-progress	3132.000	1289.000
(iv) Intangible assets under development	0.000	0.000
(v) Investment Properties	1764.000	1943.000
(b) Non-current Investments	42939.000	36409.000
(c) Deferred tax assets (net)	4905.000	4676.000
(d) Long-term Loan and Advances	1100.000	1174.000
(e) Other Non-current assets	589.000	228.000
<b>Total Non-Current Assets</b>	<b>65840.000</b>	<b>58913.000</b>
(2) Current assets		
(a) Current investments	9289.000	2681.000
(b) Inventories	12258.000	11804.000
(c) Trade receivables	16156.000	11862.000
(d) Cash and cash equivalents	18879.000	17177.000
(e) Short-term loans and advances	3647.000	3205.000
(f) Other current assets	13118.000	12266.000
<b>Total Current Assets</b>	<b>73347.000</b>	<b>58995.000</b>
<b>TOTAL</b>	<b>139187.000</b>	<b>117908.000</b>

**PROFIT & LOSS ACCOUNT (CONSOLIDATED)**

PARTICULARS	31.03.2018	31.03.2017
<b>SALES</b>		
Income	118722.000	112426.000
Other Income	5118.000	6174.000
<b>TOTAL</b>	<b>123840.000</b>	<b>118600.000</b>
<b>Less EXPENSES</b>		
Cost of Materials Consumed	27341.000	30070.000
Purchases of Stock-in-Trade	35278.000	24219.000
Changes in inventories of finished goods, work-in-progress and Stock-in-Trade	395.000	(1197.000)
Employees benefits expense	13565.000	13428.000
Exceptional Items	939.000	0.000
Excise duty	1821.000	8074.000
Other expenses	19390.000	18228.000
<b>TOTAL</b>	<b>98729.000</b>	<b>92822.000</b>
<b>PROFIT/ (LOSS) BEFORE INTEREST, TAX,</b>	<b>25111.000</b>	<b>25778.000</b>

**DISCLAIMER** : This Report is **PRIVATE & CONFIDENTIAL** and it is prepared at the request of and for its use by the Subscriber only. The Subscriber shall use the contents of the Report merely as an aid to its business. Mira Inform Private Limited ("MIPL") has collated information/data in the Report, which have not been verified unless otherwise specifically mentioned in the Report. The Subscriber shall independently verify the accuracy and correctness of the information/data before in any way acting upon the same. MIPL shall not be liable for any harm, injury, loss or damage caused to the Subscriber due to default by the Subscriber's debtors/beneficiaries in fulfilling their obligations of any nature whatsoever. This Report or any of its portion shall not be used as a documentary evidence or otherwise before any investigative agencies or forum of law. This Report is confidential and proprietary to MIPL. The Subscriber and/or any other person(s) may not reproduce, publish or disclose any of the contents of the Report to others without the express authorization of MIPL. This Report is prepared and issued to the Subscriber without any risk, responsibility or liability on the part of MIPL or its officials.

<b>DEPRECIATION AND AMORTISATION</b>			
<b>Less</b>	<b>FINANCIAL EXPENSES</b>	33.000	272.000
	<b>PROFIT / (LOSS) BEFORE TAX, DEPRECIATION AND AMORTISATION</b>	25078.000	25506.000
<b>Less</b>	<b>DEPRECIATION/ AMORTISATION</b>	4672.000	4562.000
	<b>PROFIT/ (LOSS) BEFORE TAX</b>	<b>20406.000</b>	<b>20944.000</b>
<b>Less</b>	<b>TAX</b>	6698.000	6503.000
	<b>PROFIT/ (LOSS) AFTER TAX</b>	<b>13708.000</b>	<b>14441.000</b>
	<b>Earnings / (Loss) Per Share (INR)</b>	<b>449.00</b>	<b>561.00</b>

**LOCAL AGENCY FURTHER INFORMATION**

<b>Sr. No.</b>	<b>Check list by info agents</b>	<b>Available in Report (Yes/No)</b>
1	Year of establishment	Yes
2	Constitution of the entity -Incorporation details	Yes
3	Locality of the entity	Yes
4	Premises details	No
5	Buyer visit details	--
6	Contact numbers	Yes
7	Name of the person contacted	No
8	Designation of contact person	No
9	Promoter's background	Yes
10	Date of Birth of Proprietor / Partners / Directors	No
11	Pan Card No. of Proprietor / Partners	No
12	Voter Id Card No. of Proprietor / Partners	No
13	Type of business	Yes
14	Line of Business	Yes
15	Export/import details (if applicable)	No
16	No. of employees	Yes
17	Details of sister concerns	Yes
18	Major suppliers	No
19	Major customers	No
20	Banking Details	Yes
21	Banking facility details	No
22	Conduct of the banking account	--
23	Financials, if provided	Yes

**DISCLAIMER** : This Report is **PRIVATE & CONFIDENTIAL** and it is prepared at the request of and for its use by the Subscriber only. The Subscriber shall use the contents of the Report merely as an aid to its business. Mira Inform Private Limited ("MIPL") has collated information/data in the Report, which have not been verified unless otherwise specifically mentioned in the Report. The Subscriber shall independently verify the accuracy and correctness of the information/data before in any way acting upon the same. MIPL shall not be liable for any harm, injury, loss or damage caused to the Subscriber due to default by the Subscriber's debtors/beneficiaries in fulfilling their obligations of any nature whatsoever. This Report or any of its portion shall not be used as a documentary evidence or otherwise before any investigative agencies or forum of law. This Report is confidential and proprietary to MIPL. The Subscriber and/or any other person(s) may not reproduce, publish or disclose any of the contents of the Report to others without the express authorization of MIPL. This Report is prepared and issued to the Subscriber without any risk, responsibility or liability on the part of MIPL or its officials.

24	Capital in the business	Yes
25	Last accounts filed at ROC, if applicable	Yes
26	Turnover of firm for last three years	Yes
27	Reasons for variation <> 20%	--
28	Estimation for coming financial year	No
29	Profitability for last three years	Yes
30	Major shareholders, if available	Yes
31	External Agency Rating, if available	No
32	Litigations that the firm/promoter involved in	--
33	Market information	--
34	Payments terms	No
35	Negative Reporting by Auditors in the Annual Report	No

## BACKGROUND

SEBI vide Notification No. SEBI/LAD-NRO/ GN/2016-17/008 dated July 08, 2016 amended the SEBI (Listing Obligations and Disclosure Requirements) Regulations, 2015 by inserting Regulation 43A, requiring the top 500 listed entities based on the market capitalization (calculated as on March 31 of every financial year) to formulate a Dividend Distribution Policy. The Company, being one of the top 500 listed Companies, has formulated this Dividend Distribution Policy.

## MANAGEMENT DISCUSSION AND ANALYSIS

In order to avoid duplication between the Directors' Report and Management Discussion and Analysis, a composite summary of the Company's performance and its various business segments is given below:

## ECONOMIC SCENARIO

### GLOBAL ECONOMY

The global economy grew by 3.8 percent in 2017. The pick-up in global growth has been broad-based with notable upside surprises in Europe and Asia. The global growth forecast for 2018 is expected to tick up to 3.9 percent.

Advanced economies are expected to continue their growth trajectory while emerging markets and developing economies are projected to show an improvement. Risks to the global economy arises from increasing protectionism as was witnessed by the tariffs introduced by US and China, rising commodity prices and increase in global interest rates.

### INDIAN ECONOMY

GDP growth for 2017-18 is projected at 6.6 percent against 7.1 percent in 2016-17 which is ascribed to the temporary slow-down induced by the rollout of structural reforms such as GST and demonetization. Subsequently, there has been a revival in the last few quarters and the quarterly GDP for the December quarter improved to 7.2 percent. This is based on a revival in demand post-demonetization. Strong infrastructure spending, pick-up in rural growth and supportive global factors are also other positive factors. Continuing strength

**DISCLAIMER** : This Report is **PRIVATE & CONFIDENTIAL** and it is prepared at the request of and for its use by the Subscriber only. The Subscriber shall use the contents of the Report merely as an aid to its business. Mira Inform Private Limited ("MIPL") has collated information/data in the Report, which have not been verified unless otherwise specifically mentioned in the Report. The Subscriber shall independently verify the accuracy and correctness of the information/data before in any way acting upon the same. MIPL shall not be liable for any harm, injury, loss or damage caused to the Subscriber due to default by the Subscriber's debtors/beneficiaries in fulfilling their obligations of any nature whatsoever. This Report or any of its portion shall not be used as a documentary evidence or otherwise before any investigative agencies or forum of law. This Report is confidential and proprietary to MIPL. The Subscriber and/or any other person(s) may not reproduce, publish or disclose any of the contents of the Report to others without the express authorization of MIPL. This Report is prepared and issued to the Subscriber without any risk, responsibility or liability on the part of MIPL or its officials.

in economic indicators like IIP indicate that an economic recovery is in place. Recently, the GST collections of above the INR 1 Trillion mark in April also reinforced the positive trend. It is important that this momentum continues and improves into a consistent economic trend. Some of the concerns for the Indian economy are increase in prices of crude oil and other commodities putting pressure on the trade deficit and the challenge of financing the budget deficits of the central government as well as state governments. Consumer inflation has been under control so far but recent movements in the fixed income market suggests that markets have concerns on this aspect. Going forward, monsoons in 2018 and political risk in the run-up to the general elections in 2019 will be the key factors affecting the Indian Economy.

## **INDUSTRY STRUCTURE AND DEVELOPMENT**

### **AUTOMOTIVE:**

Heavy Commercial Vehicles (HCVs) production posted a subdued growth of 3 percent due to changeover in the emission norms and GST impact.

The Light Commercial Vehicles (LCVs) market grew by 18 percent predominantly due to changeover in the emission norms, GST impact and increased thrust in agriculture based FMCG and e-commerce sectors. In 2017-18, Passenger Car production grew by 6 percent on account of new launches and a favourable GST impact. Three-wheelers production increased by 31 percent due to higher demand driven by abolition of permit system in Maharashtra and Karnataka and granting of new permits in Delhi. The Tractor market grew by 14 percent driven by a good monsoon and positive farmer sentiments. The Automotive Aftermarket industry grew by ~5.5 percent in 2017 driven predominantly by Passenger Cars and Tractor segments.

### **Non-Automotive:**

The Indian Power Tools market is expected to grow at 6 percent in 2018 over the previous year. This is in line with the estimated growth of the construction sector, which is its biggest customer. The market trend is shifting towards the mid-price category indicating that the users are steadily upgrading from hand tools to power tools. The Indian Professional Tools market is estimated to be around INR 16.9 billion by value in year 2017 and is expected to grow at 5-6 percent over the next few years, year-on-year. The Security technology market in India is evolving rapidly. The overall market is expected to grow at around 4 percent in 2018 over the previous year, on account of the increased awareness around Security, Safety and Communication topics and convergence of technology around Intellectual Property and Software Analytics. The growth in this space will be supported by growth in segments of Transportation and Government led Infrastructure projects. Additionally, the market is preparing itself to deal with security threats originating at different locations and levels. The growth of the Indian packaging industry is heavily influenced by changing demographics such as growing urbanization and rising proportion of middle class consumers in the country. These changes drive the need for new packaging formats like different sizes, materials and material strength. Flexible packaging, the leading pack type in the Indian packaging industry, is expected to continue its growth. Over the last few years, the demand for flexible packaging, which is used extensively in food, household and cosmetics and toiletries industries, has been largely driven by innovative and convenient designs from manufacturers, thus making the packaging more appealing to consumers. The solar energy sector in India experienced uncertainties during the year under review mainly due to changes in tax structure (GST) and increase in the price of imported solar modules. Despite these uncertainties, the cumulative solar installations in India crossed the 20 GW mark in January 2018. The momentum in the solar energy is expected to strengthen in the current fiscal year with continued investments in the sector by domestic and international players. It continues to be a focus sector for the government's plans for sustainable economic growth.

**DISCLAIMER** : This Report is **PRIVATE & CONFIDENTIAL** and it is prepared at the request of and for its use by the Subscriber only. The Subscriber shall use the contents of the Report merely as an aid to its business. Mira Inform Private Limited ("MIPL") has collated information/data in the Report, which have not been verified unless otherwise specifically mentioned in the Report. The Subscriber shall independently verify the accuracy and correctness of the information/data before in any way acting upon the same. MIPL shall not be liable for any harm, injury, loss or damage caused to the Subscriber due to default by the Subscriber's debtors/beneficiaries in fulfilling their obligations of any nature whatsoever. This Report or any of its portion shall not be used as a documentary evidence or otherwise before any investigative agencies or forum of law. This Report is confidential and proprietary to MIPL. The Subscriber and/or any other person(s) may not reproduce, publish or disclose any of the contents of the Report to others without the express authorization of MIPL. This Report is prepared and issued to the Subscriber without any risk, responsibility or liability on the part of MIPL or its officials.

**GENERAL INFORMATION**

Subject is the flagship company of Robert Bosch Company in India. Headquartered out of Bengaluru, the Company has its key manufacturing facilities in Bengaluru, Nashik, Naganathapura, Jaipur, Goa, Gangaikondan, Chennai and Bidadi. The Company has presence across automotive technology, industrial technology, consumer goods and energy and building technology. It manufactures and trades in products such as diesel and gasoline fuel injection systems, automotive aftermarket products, starters and generators, industrial equipments, packaging machines, electrical power tools, security systems and industrial and consumer energy products and solutions. The Company's shares are listed on Bombay Stock Exchange (BSE) and National Stock Exchange (NSE). During the previous year, the Company has discounted the business relating to starters and generators products.

The financial statements are approved for issue by the Company's Board of Directors on May 22, 2018.

Amounts for the year ended and as at March 31, 2017 were audited by the previous statutory auditor – Price Waterhouse & Co Bangalore LLP. The report of the previous auditor on these financial statements dated May 25, 2017 expressed an unmodified opinion.

**INDEX OF CHARGE: NO CHARGES EXISTS FOR COMPANY**

**CONTINGENT LIABILITIES:**

<b>PARTICULARS</b>	<b>(INR in million)</b>	
	<b>31.03.2018</b>	<b>31.03.2017</b>
Claims against the Company not acknowledged as debts:		
Excise/ Customs Net of tax	110.000	0.000
Gross	169.000	0.000
Income Tax Relates to adjustments made by the Income Tax Department for the financial year 2011-12 and 2012-13 which are disputed by the Company and the matters are lying under appeal with CIT (Appeals).	547.000	370.000

**UNAUDITED STANDALONE FINANCIAL RESULTS FOR THE QUARTER AND Six Months ENDED 30 SEPTEMBER, 2018**

**[INR IN MILLION]**

<b>PARTICULARS</b>	<b>Quarter ended</b>		<b>Six Months</b>
	<b>30.09.2018</b>	<b>30.06.2018</b>	<b>30.09.2018</b>
	<b>[Unaudited]</b>	<b>[Unaudited]</b>	<b>[Unaudited]</b>
Net Sales/income from operations	32011.100	32121.500	64132.600
Other Operating Income	1395.100	1146.600	2541.700
<b>Total income from operations (net)</b>	<b>33406.200</b>	<b>33268.100</b>	<b>66674.300</b>

**DISCLAIMER** : This Report is **PRIVATE & CONFIDENTIAL** and it is prepared at the request of and for its use by the Subscriber only. The Subscriber shall use the contents of the Report merely as an aid to its business. Mira Inform Private Limited ("MIPL") has collated information/data in the Report, which have not been verified unless otherwise specifically mentioned in the Report. The Subscriber shall independently verify the accuracy and correctness of the information/data before in any way acting upon the same. MIPL shall not be liable for any harm, injury, loss or damage caused to the Subscriber due to default by the Subscriber's debtors/beneficiaries in fulfilling their obligations of any nature whatsoever. This Report or any of its portion shall not be used as a documentary evidence or otherwise before any investigative agencies or forum of law. This Report is confidential and proprietary to MIPL. The Subscriber and/or any other person(s) may not reproduce, publish or disclose any of the contents of the Report to others without the express authorization of MIPL. This Report is prepared and issued to the Subscriber without any risk, responsibility or liability on the part of MIPL or its officials.

<b>Expenses</b>			
Cost of materials consumed	8249.300	8136.900	16386.200
Purchases of stock-in trade	9130.100	12030.200	21160.300
Changes in inventories of finished goods, work-in-progress and stock in trade	770.100	(2680.600)	(1910.500)
Employee benefits expense	3402.700	3508.500	6911.200
Depreciation and Amortization Expenses	950.400	939.000	1889.400
Other Expenses	4496.500	4844.900	9341.300
Finance Costs	0.000	0.000	0.100
<b>Total expenses</b>	<b>26999.100</b>	<b>26778.900</b>	<b>53778.000</b>
<b>Profit/ (Loss) from ordinary activities after finance cost but before exceptional items</b>	<b>6407.100</b>	<b>6489.200</b>	<b>12896.300</b>
Exceptional items	0.000	0.000	0.000
<b>Profit/ (Loss) from ordinary activities before tax</b>	<b>6407.100</b>	<b>6489.200</b>	<b>12896.300</b>
Tax expenses	2207.200	2179.400	4386.600
<b>Net Profit / (Loss) from ordinary activities after tax</b>	<b>4199.900</b>	<b>4309.800</b>	<b>8509.700</b>
Extraordinary item (net of tax expense)	0.000	0.000	0.000
<b>Net Profit / (Loss) for the period</b>	<b>4199.900</b>	<b>4309.800</b>	<b>8509.700</b>
Comprehensive Income	(407.400)	350.600	(56.800)
<b>Net Profit/ (Loss) after taxes, minority interest and share of profit/(loss) of associates</b>	<b>3792.500</b>	<b>4660.400</b>	<b>8452.900</b>
Paid up equity share capital (Face Value of INR 10/-each)	305.200	305.200	305.200
Reserve excluding Revaluation Reserve as per Balance Sheet of previous accounting year	-	-	-
Earnings per share (before extraordinary items) of INR 10/- each (not annualized):	-	-	-
(a) Basic	137.60	141.20	278.80
(b) Diluted	137.60	141.20	278.80

**UNAUDITED STATEMENT OF ASSETS AND LIABILITIES AS AT SEPTEMBER 30, 2018**

(INR In Million)

SOURCES OF FUNDS		30.09.2017
		[Unaudited]
<b>I. EQUITY AND LIABILITIES</b>		
<b>(1) Shareholders' Funds</b>		
(a) Share Capital		305.200
(b) Reserves & Surplus		104226.300
(c) Money received against share warrants		0.000
(2) Share Application Money Pending Allotment		0.000
(3) Minority Interest		0.000
<b>Total Shareholders' Funds</b>		<b>104531.500</b>
<b>(3) Non-Current Liabilities</b>		
(a) long-term borrowings		0.000
(b) Deferred tax liabilities (Net)		0.000

**DISCLAIMER** : This Report is **PRIVATE & CONFIDENTIAL** and it is prepared at the request of and for its use by the Subscriber only. The Subscriber shall use the contents of the Report merely as an aid to its business. Mira Inform Private Limited ("MIPL") has collated information/data in the Report, which have not been verified unless otherwise specifically mentioned in the Report. The Subscriber shall independently verify the accuracy and correctness of the information/data before in any way acting upon the same. MIPL shall not be liable for any harm, injury, loss or damage caused to the Subscriber due to default by the Subscriber's debtors/beneficiaries in fulfilling their obligations of any nature whatsoever. This Report or any of its portion shall not be used as a documentary evidence or otherwise before any investigative agencies or forum of law. This Report is confidential and proprietary to MIPL. The Subscriber and/or any other person(s) may not reproduce, publish or disclose any of the contents of the Report to others without the express authorization of MIPL. This Report is prepared and issued to the Subscriber without any risk, responsibility or liability on the part of MIPL or its officials.

(c) Other long term liabilities	69.300
(d) long-term provisions	4101.200
<b>Total Non-current Liabilities (3)</b>	<b>4170.500</b>
<b>(4) Current Liabilities</b>	
(a) Short term borrowings	0.000
(b) Trade payables	20161.400
(c) Other current liabilities	10723.100
(d) Short-term provisions	7711.100
<b>Total Current Liabilities (4)</b>	<b>38595.600</b>
<b>TOTAL</b>	
	<b>147297.600</b>
<b>II. ASSETS</b>	
<b>(1) Non-current assets</b>	
(a) Fixed Assets	
(i) Tangible assets	10775.800
(ii) Intangible Assets	0.000
(iii) Capital work-in-progress	3894.300
(iv) Investment Properties, Subsidiary and Associates v	1873.100
(b) Non-current Investments	54734.800
(c) Deferred tax assets (net)	4965.200
(d) Long-term Loan and Advances	1147.600
(e) Other Non-current assets	469.200
<b>Total Non-Current Assets</b>	<b>77860.000</b>
<b>(2) Current assets</b>	
(a) Current investments	4976.100
(b) Inventories	14391.600
(c) Trade receivables	17899.900
(d) Cash and cash equivalents	15069.500
(e) Short-term loans and advances	3622.100
(f) Other current assets	13478.400
<b>Total Current Assets</b>	<b>69437.600</b>
<b>TOTAL</b>	
	<b>147297.600</b>

**SEGMENT-WISE REVENUE, RESULT, ASSETS AND LIABILITIES**

(INR In Million)

Particulars	3 Months		6 Months
	30.09.2018	30.06.2018	30.09.2018
	[Unaudited]	[Unaudited]	[Unaudited]
<b>1. Segment Revenue</b>			
Automotive products	27478.400	27266.100	54744.500
Others	4629.500	4884.000	9513.500
<b>Total</b>	<b>32107.900</b>	<b>32150.100</b>	<b>64258.000</b>
Less : Inter Segment Revenue	96.800	28.600	125.400

**DISCLAIMER** : This Report is **PRIVATE & CONFIDENTIAL** and it is prepared at the request of and for its use by the Subscriber only. The Subscriber shall use the contents of the Report merely as an aid to its business. Mira Inform Private Limited ("MIPL") has collated information/data in the Report, which has not been verified unless otherwise specifically mentioned in the Report. The Subscriber shall independently verify the accuracy and correctness of the information/data before in any way acting upon the same. MIPL shall not be liable for any harm, injury, loss or damage caused to the Subscriber due to default by the Subscriber's debtors/beneficiaries in fulfilling their obligations of any nature whatsoever. This Report or any of its portion shall not be used as a documentary evidence or otherwise before any investigative agencies or forum of law. This Report is confidential and proprietary to MIPL. The Subscriber and/or any other person(s) may not reproduce, publish or disclose any of the contents of the Report to others without the express authorization of MIPL. This Report is prepared and issued to the Subscriber without any risk, responsibility or liability on the part of MIPL or its officials.

<b>Net Sales</b>	<b>32011.100</b>	<b>32121.500</b>	<b>64132.600</b>
<b>2. Segment Result</b>			
Profit before tax and interest from each segment			
Automotive products	5286.800	5603.100	10889.900
Others	396.300	580.200	976.500
<b>Total</b>	<b>5683.100</b>	<b>6183.300</b>	<b>11866.400</b>
Less : Interest	0.000	0.100	0.300
Exceptional Item - Foreign Exchange Gain/(Loss)	671.100	840.600	1511.700
Add: Allocable Income	1395.100	1146.600	2541.700
<b>Profit from ordinary activities before tax</b>	<b>6407.100</b>	<b>6489.200</b>	<b>12896.100</b>
<b>3. Segment Assets</b>			
Automotive products	41892.100	40716.300	41892.100
Others	9613.200	9543.100	9613.200
Unallowable	95792.300	93831.000	95792.300
<b>Total</b>	<b>147297.600</b>	<b>144090.400</b>	<b>147297.600</b>
<b>4. Segment Liabilities</b>			
Automotive products	31469.200	29602.300	31469.200
Others	6108.000	6265.700	6108.000
Unallowable	5188.900	3748.800	5188.900
<b>Total</b>	<b>42766.100</b>	<b>39616.800</b>	<b>42766.100</b>

**Note:**

1. The above statements were reviewed by the Audit Committee and approved by the Board at their meeting held on November 05, 2018.
2. Effective 1st April 2018, the Company has adopted Ind AS 115 'Revenue from Contracts with Customers' The application of Ind AS 115 did not have any material impact on the financial results for the quarter and six months ended September 30, 2018.
3. The Government of India introduced the Goods and Services (GST) with effect from July 01, 2017 GST is collected on behalf of the Government and no economic benefit flows to the entity, consequently revenue for the quarter ended September 30, 2017 is presented net of GST. Accordingly the gross sales figures for the quarter are not comparable with the previous periods presented in the results Gross sales and net sales (net of excise duty) for these periods
4. The Government of India vide notification dated March 29 2018 has increased the maximum amount of gratuity payable to an employee under the Payment of Gratuity (Amendment) Act 1972 from rupees ten lakhs to rupees twenty lakhs The impact of this on past service cost has been disclosed as exceptional item for the year ended March 31, 2018.

**FIXED ASSETS:**

**DISCLAIMER :** This Report is **PRIVATE & CONFIDENTIAL** and it is prepared at the request of and for its use by the Subscriber only. The Subscriber shall use the contents of the Report merely as an aid to its business. Mira Inform Private Limited ("MIPL") has collated information/data in the Report, which have not been verified unless otherwise specifically mentioned in the Report. The Subscriber shall independently verify the accuracy and correctness of the information/data before in any way acting upon the same. MIPL shall not be liable for any harm, injury, loss or damage caused to the Subscriber due to default by the Subscriber's debtors/beneficiaries in fulfilling their obligations of any nature whatsoever. This Report or any of its portion shall not be used as a documentary evidence or otherwise before any investigative agencies or forum of law. This Report is confidential and proprietary to MIPL. The Subscriber and/or any other person(s) may not reproduce, publish or disclose any of the contents of the Report to others without the express authorization of MIPL. This Report is prepared and issued to the Subscriber without any risk, responsibility or liability on the part of MIPL or its officials.

- Land – Freehold
- Land – Leasehold
- Buildings - R & D
- Plant and machinery
- Office equipment
- Furniture and fixtures
- Vehicles

**CMT REPORT (Corruption, Money Laundering & Terrorism]**

The Public Notice information has been collected from various sources including but not limited to: **The Courts, India Prisons Service, Interpol, etc.**

**1] INFORMATION ON DESIGNATED PARTY**

No exist designating subject or any of its beneficial owners, controlling shareholders or senior officers as terrorist or terrorist organization or whom notice had been received that all financial transactions involving their assets have been blocked or convicted, found guilty or against whom a judgement or order had been entered in a proceedings for violating money-laundering, anti-corruption or bribery or international economic or anti-terrorism sanction laws or whose assets were seized, blocked, frozen or ordered forfeited for violation of money laundering or international anti-terrorism laws.

**2] Court Declaration :**

No exist to suggest that subject is or was the subject of any formal or informal allegations, prosecutions or other official proceeding for making any prohibited payments or other improper payments to government officials for engaging in prohibited transactions or with designated parties.

**3] Asset Declaration :**

No records exist to suggest that the property or assets of the subject are derived from criminal conduct or a prohibited transaction.

**4] Record on Financial Crime :**

Charges or conviction registered against subject: **None**

**5] Records on Violation of Anti-Corruption Laws :**

Charges or investigation registered against subject: **None**

**6] Records on Int'l Anti-Money Laundering Laws/Standards :**

Charges or investigation registered against subject: **None**

**7] Criminal Records**

No available information exist that suggest that subject or any of its principals have been formally charged or convicted by a competent governmental authority for any financial crime or under any formal investigation by a competent government authority for any violation of anti-corruption laws or international anti-money laundering laws or standard.

**8] Affiliation with Government :**

No record exists to suggest that any director or indirect owners, controlling shareholders, director, officer or employee of the company is a government official or a family member or close business associate of a Government official.

**9] Compensation Package :**

Our market survey revealed that the amount of compensation sought by the subject is fair and reasonable and comparable to compensation paid to others for similar services.

**10] Press Report :**

No press reports / filings exists on the subject.

**CORPORATE GOVERNANCE**

MIRA INFORM as part of its Due Diligence do provide comments on Corporate Governance to identify management and governance. These factors often have been predictive and in some cases have created vulnerabilities to credit deterioration.

Our Governance Assessment focuses principally on the interactions between a company's management, its Board of Directors, Shareholders and other financial stakeholders.

**CONTRAVENTION**

Subject is not known to have contravened any existing local laws, regulations or policies that prohibit, restrict or otherwise affect the terms and conditions that could be included in the agreement with the subject.

**FOREIGN EXCHANGE RATES**

Currency	Unit	INR
US Dollar	1	INR 69.66
UK Pound	1	INR 89.08
Euro	1	INR 79.36

**INFORMATION DETAILS**

<b>Information Gathered by :</b>	GYT
<b>Analysis Done by :</b>	NSG
<b>Report Prepared by :</b>	MTN

**SCORE FACTORS**

DEMERIT POINTS		
--BANK CHARGES	YES/NO	NO
--LITIGATION	YES/NO	NO
--OTHER ADVERSE INFORMATION	YES/NO	NO
MERIT POINTS		
--SOLE DISTRIBUTORSHIP	YES/NO	NO
--EXPORT ACTIVITIES	YES/NO	NO
--AFFILIATION	YES/NO	YES
--LISTED	YES/NO	YES
--OTHER MERIT FACTORS	YES/NO	YES

**RATING EXPLANATIONS**

Credit Rating	Explanation	Rating Comments
A++	Minimum Risk	Business dealings permissible with minimum risk of default
A+	Low Risk	Business dealings permissible with low risk of default
A	Acceptable Risk	Business dealings permissible with moderate risk of default
B	Medium Risk	Business dealings permissible on a regular monitoring basis
C	Medium High Risk	Business dealings permissible preferably on secured basis
D	High Risk	Business dealing not recommended or on secured terms only
NB	New Business	No recommendation can be done due to business in infancy stage
NT	No Trace	No recommendation can be done as the business is not traceable

NB is stated where there is insufficient information to facilitate rating. However, it is not to be considered as unfavourable.

This score serves as a reference to assess SC's credit risk and to set the amount of credit to be extended. It is calculated from a composite of weighted scores obtained from each of the major sections of this report. The assessed factors are as follows:

- Financial condition covering various ratios
- Company background and operations size
- Promoters / Management background
- Payment record
- Litigation against the subject
- Industry scenario / competitor analysis
- Supplier / Customer / Banker review (wherever available)

**DISCLAIMER** : This Report is **PRIVATE & CONFIDENTIAL** and it is prepared at the request of and for its use by the Subscriber only. The Subscriber shall use the contents of the Report merely as an aid to its business. Mira Inform Private Limited ("MIPL") has collated information/data in the Report, which have not been verified unless otherwise specifically mentioned in the Report. The Subscriber shall independently verify the accuracy and correctness of the information/data before in any way acting upon the same. MIPL shall not be liable for any harm, injury, loss or damage caused to the Subscriber due to default by the Subscriber's debtors/beneficiaries in fulfilling their obligations of any nature whatsoever. This Report or any of its portion shall not be used as a documentary evidence or otherwise before any investigative agencies or forum of law. This Report is confidential and proprietary to MIPL. The Subscriber and/or any other person(s) may not reproduce, publish or disclose any of the contents of the Report to others without the express authorization of MIPL. This Report is prepared and issued to the Subscriber without any risk, responsibility or liability on the part of MIPL or its officials.