

**MIRA INFORM REPORT**

<b>Report No. :</b>	541835
<b>Report Date :</b>	03.12.2018

**IDENTIFICATION DETAILS**

<b>Name :</b>	CHENNAI PETROLEUM CORPORATION LIMITED
<b>Registered Office :</b>	536 Anna Salai, Teynampet, Madras – 600018, Tamilnadu
<b>Tel. No.:</b>	91-44-24349542
<b>Country :</b>	India
<b>Financials (as on) :</b>	31.03.2018
<b>Date of Incorporation :</b>	30.12.1965
<b>CIN No.:</b> [Company Identification No.]	L40101TN1965GOI005389
<b>Capital Investment / Paid-up Capital :</b>	INR 1490.046 Million
<b>PAN No.:</b> [Permanent Account No.]	Not Available
<b>GSTN :</b> [Goods & Service Tax Registration No.]	Not Available
<b>Legal Form :</b>	A Public Limited Liability Company. The Company's Shares are Listed on the Stock Exchanges.
<b>Line of Business :</b>	Subject is in the Business of Refining Crude Oil to Produce and Supply Various Petroleum Products. (Registered activity)
<b>No. of Employees :</b>	Information declined by the management

**RATING & COMMENTS**

(Mira Inform has adopted New Rating mechanism w.e.f. 23<sup>rd</sup> January 2017)

**MIRA's Rating :** A+

**DISCLAIMER :** This Report is **PRIVATE & CONFIDENTIAL** and it is prepared at the request of and for its use by the Subscriber only. The Subscriber shall use the contents of the Report merely as an aid to its business. Mira Inform Private Limited ("MIPL") has collated information/data in the Report, which have not been verified unless otherwise specifically mentioned in the Report. The Subscriber shall independently verify the accuracy and correctness of the information/data before in any way acting upon the same. MIPL shall not be liable for any harm, injury, loss or damage caused to the Subscriber due to default by the Subscriber's debtors/beneficiaries in fulfilling their obligations of any nature whatsoever. This Report or any of its portion shall not be used as a documentary evidence or otherwise before any investigative agencies or forum of law. This Report is confidential and proprietary to MIPL. The Subscriber and/or any other person(s) may not reproduce, publish or disclose any of the contents of the Report to others without the express authorization of MIPL. This Report is prepared and issued to the Subscriber without any risk, responsibility or liability on the part of MIPL or its officials.

Credit Rating	Explanation	Rating Comments
A+	Low Risk	Business dealings permissible with low risk of default

<b>Maximum Credit Limit :</b>	USD 110000000
<b>Status :</b>	Excellent
<b>Payment Behaviour :</b>	Regular
<b>Litigation :</b>	Clear
<b>Comments :</b>	<p>Subject was incorporated in the year 1965 and it is engaged in the business of producing petroleum products, lubricants, additives.</p> <p>For the financial year 2018, the company has achieved decent growth in its revenue as compared to its previous year along with fair profit margin during the year.</p> <p>The ratings continues to reflect the strong operational, managerial and financial support CPCL derives from parent, Indian Oil Corporation Ltd.</p> <p>The company has a favourable operating risk profile, marked by healthy gross refining margins, low operating costs and favourable distillate yields.</p> <p>The company is listed on BSE at the price quoted at INR 265.00 against its face value of INR 10.</p> <p>Further, as per quarterly results of September 2018, the company has achieved revenue of INR 150840.2 million.</p> <p>However, these rating strength gets partially offset by exposure to risks related to volatility in crude oil prices and any large, debt-funded capital expenditure (capex)</p> <p>Payment seems to be regular.</p> <p>In view of aforesaid, the company can be considered for business dealing at usual trade terms and conditions.</p>

**NOTES :**

Any query related to this report can be made on e-mail : [infodept@mirainform.com](mailto:infodept@mirainform.com) while quoting report number, name and date.

**ECGC Country Risk Classification List**

Country Name	Previous Rating (30.06.2018)	Current Rating (30.09.2018)
--------------	---------------------------------	--------------------------------

**DISCLAIMER :** This Report is **PRIVATE & CONFIDENTIAL** and it is prepared at the request of and for its use by the Subscriber only. The Subscriber shall use the contents of the Report merely as an aid to its business. Mira Inform Private Limited ("MIPL") has collated information/data in the Report, which have not been verified unless otherwise specifically mentioned in the Report. The Subscriber shall independently verify the accuracy and correctness of the information/data before in any way acting upon the same. MIPL shall not be liable for any harm, injury, loss or damage caused to the Subscriber due to default by the Subscriber's debtors/beneficiaries in fulfilling their obligations of any nature whatsoever. This Report or any of its portion shall not be used as a documentary evidence or otherwise before any investigative agencies or forum of law. This Report is confidential and proprietary to MIPL. The Subscriber and/or any other person(s) may not reproduce, publish or disclose any of the contents of the Report to others without the express authorization of MIPL. This Report is prepared and issued to the Subscriber without any risk, responsibility or liability on the part of MIPL or its officials.

**CHENNAI PETROLEUM CORPORATION LIMITED - 541835**

**PAGE NO. : 3**

India	A1	A1
-------	----	----

Risk Category	ECGC Classification
Insignificant	A1
Low Risk	A2
Moderately Low Risk	B1
Moderate Risk	B2
Moderately High Risk	C1
High Risk	C2
Very High Risk	D

**EXTERNAL AGENCY RATING**

<b>Rating Agency Name</b>	CRISIL
<b>Rating</b>	Long -Term Rating AAA
<b>Rating Explanation</b>	Highest degree of safety and Carry lowest credit risk.
<b>Date</b>	16.11.2018
<b>Rating Agency Name</b>	CRISIL
<b>Rating</b>	Short-Term Rating A1+
<b>Rating Explanation</b>	Very strong degree of safety and carry lowest credit risk
<b>Date</b>	16.11.2018

**RBI DEFAULTERS' LIST STATUS**

Subject's name is not enlisted as a defaulter in the publicly available RBI Defaulters' list.

**EPF (Employee Provident Fund) DEFAULTERS' LIST STATUS**

Subject's name is not enlisted as a defaulter in the publicly available EPF (Employee Provident Fund) Defaulters' list as of 31-03-2018.

**BIFR (Board for Industrial & Financial Reconstruction) LISTING STATUS**

Subject's name is not listed as a Sick Unit in the publicly available BIFR (Board for Industrial & Financial Reconstruction) list as of 03.12.2018

**IBBI (Insolvency and Bankruptcy Board of India) LISTING STATUS**

**DISCLAIMER** : This Report is **PRIVATE & CONFIDENTIAL** and it is prepared at the request of and for its use by the Subscriber only. The Subscriber shall use the contents of the Report merely as an aid to its business. Mira Inform Private Limited ("MIPL") has collated information/data in the Report, which have not been verified unless otherwise specifically mentioned in the Report. The Subscriber shall independently verify the accuracy and correctness of the information/data before in any way acting upon the same. MIPL shall not be liable for any harm, injury, loss or damage caused to the Subscriber due to default by the Subscriber's debtors/beneficiaries in fulfilling their obligations of any nature whatsoever. This Report or any of its portion shall not be used as a documentary evidence or otherwise before any investigative agencies or forum of law. This Report is confidential and proprietary to MIPL. The Subscriber and/or any other person(s) may not reproduce, publish or disclose any of the contents of the Report to others without the express authorization of MIPL. This Report is prepared and issued to the Subscriber without any risk, responsibility or liability on the part of MIPL or its officials.

Subject's name is not listed in the publicly available IBBI (Insolvency and Bankruptcy Board of India) list as of report date.

**INFORMATION PARTED DENIED BY**

**MANAGEMENT NON-COOPERATIVE – Tel. No.: 91-44-24349833**

**LOCATIONS**

<b>Registered Office :</b>	536, Anna Salai, Teynampet, Madras – 600018, Tamilnadu, India
<b>Tel. No.:</b>	91-44-24349542 / 24349833/24346807
<b>Mobile No.:</b>	91-44-24341753
<b>Fax No.:</b>	91-44-24341753
<b>E-Mail :</b>	<a href="mailto:sld@cpcl.co.in">sld@cpcl.co.in</a> <a href="mailto:shankarp@cpcl.co.in">shankarp@cpcl.co.in</a>
<b>Website :</b>	<a href="http://www.cpcl.co.in">http://www.cpcl.co.in</a>
<b>Refinery 1:</b>	Manali Refinery, Manali, Chennai - 600068, Tamilnadu, India
<b>Tel. No.:</b>	91-44-25944000
<b>Fax No.:</b>	91-44-25941047
<b>Refinery 2 :</b>	Cauvery Basin Refinery, Panangudi Village, Nagapattinam District – 611002, Tamilnadu, India
<b>Tel. No.:</b>	91-4365-256700
<b>Fax No.:</b>	91-4365-250784

**DIRECTORS**

**As on 31.03.2018**

<b>Name :</b>	Mr. Mrutunjay Sahoo
<b>Designation :</b>	Director
<b>Address :</b>	Plot No. 77, Road No. 72 Prashasan Nagar, Jubilee Hills Hyderabad – 500033, Telangana, India
<b>Date of Appointment :</b>	23.02.2017

**DISCLAIMER :** This Report is **PRIVATE & CONFIDENTIAL** and it is prepared at the request of and for its use by the Subscriber only. The Subscriber shall use the contents of the Report merely as an aid to its business. Mira Inform Private Limited ("MIPL") has collated information/data in the Report, which have not been verified unless otherwise specifically mentioned in the Report. The Subscriber shall independently verify the accuracy and correctness of the information/data before in any way acting upon the same. MIPL shall not be liable for any harm, injury, loss or damage caused to the Subscriber due to default by the Subscriber's debtors/beneficiaries in fulfilling their obligations of any nature whatsoever. This Report or any of its portion shall not be used as a documentary evidence or otherwise before any investigative agencies or forum of law. This Report is confidential and proprietary to MIPL. The Subscriber and/or any other person(s) may not reproduce, publish or disclose any of the contents of the Report to others without the express authorization of MIPL. This Report is prepared and issued to the Subscriber without any risk, responsibility or liability on the part of MIPL or its officials.

<b>DIN No.:</b>	00015715		
<b>Other Directorship:</b>			
<b>CIN/FCRN</b>	<b>Company Name</b>	<b>Begin Date</b>	<b>End Date</b>
U65923MH2008PLC261472	SURYODAY SMALL FINANCE BANK LIMITED	22/09/2016	-
<b>Name :</b>	Mr. Sanjiv Singh		
<b>Designation :</b>	Nominee Director		
<b>Address :</b>	B-838, Asiad Village, Andrewsganj South Delhi – 110049, Delhi, India		
<b>Date of Appointment :</b>	03.07.2014		
<b>DIN No.:</b>	05280701		
<b>Other Directorship:</b>			
<b>CIN/FCRN</b>	<b>Company Name</b>	<b>Begin Date</b>	<b>End Date</b>
L23201MH1959GOI011388	INDIAN OIL CORPN. LIMITED	27/08/2014	-
U23200MH1996PLC102222	IOT INFRASTRUCTURE & ENERGY SERVICES LIMITED	14/09/2018	-
U23200MH2017PLC300014	RATNAGIRI REFINERY AND PETROCHEMICALS LIMITED	22/09/2017	-
U24100WB2016PLC216175	HINDUSTAN URVARAK & RASAYAN LIMITED	10/11/2016	-
<b>Name :</b>	Mr. Farzad Bahrami Bavani		
<b>Designation :</b>	Nominee Director		
<b>Address :</b>	Flat No.4, No.9, 17th Street, Gisha Tehran - 9999, Iran		
<b>Date of Appointment :</b>	23.02.2017		
<b>DIN No.:</b>	05352239		
<b>Other Directorship:</b>			
<b>CIN/FCRN</b>	<b>Company Name</b>	<b>Begin Date</b>	<b>End Date</b>
L32201TN1966GOI005469	MADRAS FERTILIZERS LIMITED	18/02/2017	-
<b>Name :</b>	Mr. Perin Devi Rao		
<b>Designation :</b>	Nominee Director		
<b>Address :</b>	A-251, Pandara Road, New Delhi Delhi – 110003, India		
<b>Date of Appointment :</b>	24.11.2017		
<b>DIN No.:</b>	07145051		
<b>Other Directorship:</b>			
<b>CIN/FCRN</b>	<b>Company Name</b>	<b>Begin Date</b>	<b>End Date</b>
L15492WB1924GOI004835	BALMER LAWRIE AND COMPANY LIMITED	12/09/2018	-
L65999WB2001GOI093759	BALMER LAWRIE INVESTMENTS LIMITED	25/01/2016	-
<b>Name :</b>	Mr. Venkata Rama Gopal Bendapudi		
<b>Designation :</b>	Nominee Director		

**CHENNAI PETROLEUM CORPORATION LIMITED - 541835**

**PAGE NO. : 6**

<b>Address :</b>	Flat No. B-836 Asiad Village, New Delhi – 110049, India		
<b>Date of Appointment :</b>	05.04.2018		
<b>DIN No.:</b>	07551777		
<b>Other Directorship:</b>			
<b>CIN/FCRN</b>	<b>Company Name</b>	<b>Begin Date</b>	<b>End Date</b>
L23201MH1959GOI011388	INDIAN OIL CORPN. LIMITED	29/08/2018	-
U23200MH2017PLC300014	RATNAGIRI REFINERY AND PETROCHEMICALS LIMITED	09/05/2018	-
<b>Name :</b> Mr. Mohammad Bagher Dakhili			
<b>Designation :</b> Nominee Director			
<b>Address :</b> No.55, West 6, Kuy Sahand, Abresan Junction, Imam Ave., (4), Tabriz – 99999, Iran			
<b>Date of Appointment :</b> 23.01.2017			
<b>DIN No.:</b> 07704367			
<b>Other Directorship:</b>			
<b>CIN/FCRN</b>	<b>Company Name</b>	<b>Begin Date</b>	<b>End Date</b>
L32201TN1966GOI005469	MADRAS FERTILIZERS LIMITED	18/02/2017	-
<b>Name :</b> Mr. Purushotam Bhagwandas Lohiya			
<b>Designation :</b> Director			
<b>Address :</b> P No.1, G No.104, Satara Parisar, Beed Bypass Road, Near Renuka Mata Mandir, Aurangabad - 431005, Maharashtra, India			
<b>Date of Appointment :</b> 23.02.2017			
<b>DIN No.:</b> 07741463			
<b>Name :</b> Mr. Rajeev Ailawadi			
<b>Designation :</b> Wholetime Director			
<b>Address :</b> Indian Oil House, Old No.10, New No.25, Thiruvengadam Street Adyar, Chennai - 600020, Tamilnadu, India			
<b>Date of Appointment :</b> 08.05.2018			
<b>DIN No.:</b> 07826722			
<b>Other Directorship:</b>			
<b>CIN/FCRN</b>	<b>Company Name</b>	<b>Begin Date</b>	<b>End Date</b>
U24294TN1989PLC017705	INDIAN ADDITIVES LIMITED	26/07/2018	-
<b>Name :</b> Mr. Gopal Aravindan			
<b>Designation :</b> Wholetime Director			
<b>Address :</b> 95/C, 4th Avenue, Shanthi Colony Main Road, Annanagar West, Anna Nagar, Chennai - 600040, Tamilnadu, India			
<b>Date of Appointment :</b> 29.01.2018			
<b>DIN No.:</b> 07992886			

**DISCLAIMER :** This Report is **PRIVATE & CONFIDENTIAL** and it is prepared at the request of and for its use by the Subscriber only. The Subscriber shall use the contents of the Report merely as an aid to its business. Mira Inform Private Limited ("MIPL") has collated information/data in the Report, which have not been verified unless otherwise specifically mentioned in the Report. The Subscriber shall independently verify the accuracy and correctness of the information/data before in any way acting upon the same. MIPL shall not be liable for any harm, injury, loss or damage caused to the Subscriber due to default by the Subscriber's debtors/beneficiaries in fulfilling their obligations of any nature whatsoever. This Report or any of its portion shall not be used as a documentary evidence or otherwise before any investigative agencies or forum of law. This Report is confidential and proprietary to MIPL. The Subscriber and/or any other person(s) may not reproduce, publish or disclose any of the contents of the Report to others without the express authorization of MIPL. This Report is prepared and issued to the Subscriber without any risk, responsibility or liability on the part of MIPL or its officials.

**Other Directorship:**

CIN/FCRN	Company Name	Begin Date	End Date
U11101TN1989PLC017403	NATIONAL AROMATICS AND PETROCHEMICALS CORPORATION LIMITED	21/09/2018	-

<b>Name :</b>	Mr. Surendra Nath Pandey
<b>Designation :</b>	Managing Director
<b>Address :</b>	MRL House, New No.2, Old No.67, Seethammal Road, Alwarpet, Chennai - 600018, Tamilnadu, India
<b>Date of Appointment :</b>	01.02.2018
<b>DIN No.:</b>	08062182

**Other Directorship:**

CIN/FCRN	Company Name	Begin Date	End Date
U11101TN1989PLC017403	NATIONAL AROMATICS AND PETROCHEMICALS CORPORATION LIMITED	21/09/2018	-
U24294TN1989PLC017705	INDIAN ADDITIVES LIMITED	22/03/2018	-

<b>Name :</b>	Mr. Raghunathan Srikanthan
<b>Designation :</b>	Wholetime Director
<b>Address :</b>	Flat 2C, College View Apartments, No.16/24, Ramanathan Street, Kilpauk, Chennai - 600010, Tamilnadu, India
<b>Date of Appointment :</b>	13.08.2018
<b>DIN No.:</b>	08198470

<b>Name :</b>	Mr. Duraiganesan
<b>Designation :</b>	Additional Director
<b>Address :</b>	34, T. V. Nagar, Pudhupalayam, Muthialpet, Puducherry - 605003, Tamilnadu, India
<b>Date of Appointment :</b>	14.08.2018
<b>DIN No.:</b>	08200628

**KEY EXECUTIVES**

<b>Name :</b>	Mr. Rajeev Ailawadi
<b>Designation :</b>	CFO(KMP)
<b>Address :</b>	Indian Oil House, Old No.10, New No.25, Thiruvengadam Street Adyar, Chennai - 600020, Tamilnadu, India
<b>Date of Appointment :</b>	08.05.2018
<b>PAN No.:</b>	AACPA3718K
<b>Name :</b>	Mr. Surendra Nath Pandey

**DISCLAIMER :** This Report is **PRIVATE & CONFIDENTIAL** and it is prepared at the request of and for its use by the Subscriber only. The Subscriber shall use the contents of the Report merely as an aid to its business. Mira Inform Private Limited ("MIPL") has collated information/data in the Report, which have not been verified unless otherwise specifically mentioned in the Report. The Subscriber shall independently verify the accuracy and correctness of the information/data before in any way acting upon the same. MIPL shall not be liable for any harm, injury, loss or damage caused to the Subscriber due to default by the Subscriber's debtors/beneficiaries in fulfilling their obligations of any nature whatsoever. This Report or any of its portion shall not be used as a documentary evidence or otherwise before any investigative agencies or forum of law. This Report is confidential and proprietary to MIPL. The Subscriber and/or any other person(s) may not reproduce, publish or disclose any of the contents of the Report to others without the express authorization of MIPL. This Report is prepared and issued to the Subscriber without any risk, responsibility or liability on the part of MIPL or its officials.

**CHENNAI PETROLEUM CORPORATION LIMITED - 541835**

**PAGE NO. : 8**

<b>Designation :</b>	CEO(KMP)
<b>Address :</b>	MRL House, New No.2, Old No.67, Seethammal Road, Alwarpet, Chennai - 600018, Tamilnadu, India
<b>Date of Appointment :</b>	01.02.2018
<b>PAN No.:</b>	AGNPP3955A
<b>Name :</b>	Mr. Parameswaran Shankar
<b>Designation :</b>	Company Secretary
<b>Address :</b>	No:80/85, Bazullah Road, T-Nagar, Chennai – 600017, Tamilnadu, India
<b>Date of Appointment :</b>	02.09.2013
<b>PAN No.:</b>	AAZPS2583H
<b>Name :</b>	Mr. C. K. Ravikumar
<b>Designation :</b>	Deputy General Manager
<b>Tel. No.</b>	91-44-24340367

**SHAREHOLDING PATTERN**

**AS ON SEPTEMBER 2018**

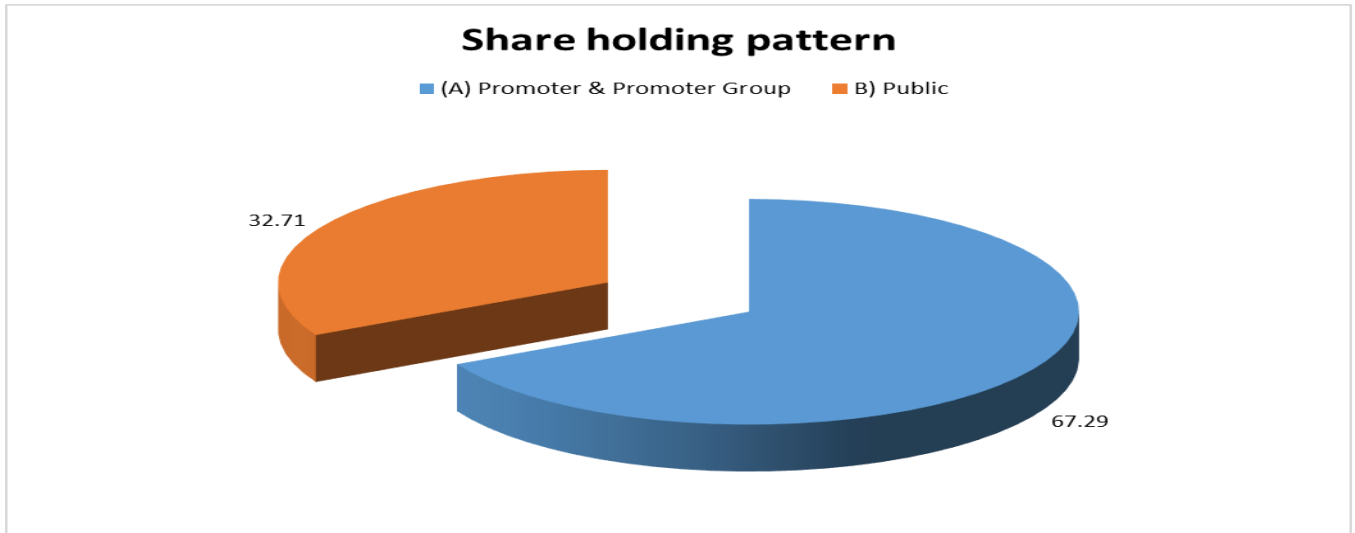
<b>NAMES OF SHAREHOLDERS</b>	<b>NO. OF FULLY PAID UP EQUITY SHARES HELD</b>	<b>SHAREHOLDING AS A % OF TOTAL NO. OF SHARES (CALCULATED AS PER SCRR,</b>

**DISCLAIMER :** This Report is **PRIVATE & CONFIDENTIAL** and it is prepared at the request of and for its use by the Subscriber only. The Subscriber shall use the contents of the Report merely as an aid to its business. Mira Inform Private Limited ("MIPL") has collated information/data in the Report, which have not been verified unless otherwise specifically mentioned in the Report. The Subscriber shall independently verify the accuracy and correctness of the information/data before in any way acting upon the same. MIPL shall not be liable for any harm, injury, loss or damage caused to the Subscriber due to default by the Subscriber's debtors/beneficiaries in fulfilling their obligations of any nature whatsoever. This Report or any of its portion shall not be used as a documentary evidence or otherwise before any investigative agencies or forum of law. This Report is confidential and proprietary to MIPL. The Subscriber and/or any other person(s) may not reproduce, publish or disclose any of the contents of the Report to others without the express authorization of MIPL. This Report is prepared and issued to the Subscriber without any risk, responsibility or liability on the part of MIPL or its officials.

**CHENNAI PETROLEUM CORPORATION LIMITED - 541835**

**PAGE NO. : 9**

		1957)AS A % OF (A+B+C2)
Promoter & Promoter Group	100198100	67.29
Public	48713300	32.71
<b>Total</b>	<b>148911400</b>	<b>100.00</b>



**STATEMENT SHOWING SHAREHOLDING PATTERN OF THE PROMOTER AND PROMOTER GROUP**

CATEGORY OF SHAREHOLDER	NO. OF FULLY PAID UP EQUITY SHARES HELD	SHAREHOLDING AS A % OF TOTAL NO. OF SHARES (CALCULATED AS PER SCRR, 1957)AS A % OF

**DISCLAIMER :** This Report is **PRIVATE & CONFIDENTIAL** and it is prepared at the request of and for its use by the Subscriber only. The Subscriber shall use the contents of the Report merely as an aid to its business. Mira Inform Private Limited ("MIPL") has collated information/data in the Report, which have not been verified unless otherwise specifically mentioned in the Report. The Subscriber shall independently verify the accuracy and correctness of the information/data before in any way acting upon the same. MIPL shall not be liable for any harm, injury, loss or damage caused to the Subscriber due to default by the Subscriber's debtors/beneficiaries in fulfilling their obligations of any nature whatsoever. This Report or any of its portion shall not be used as a documentary evidence or otherwise before any investigative agencies or forum of law. This Report is confidential and proprietary to MIPL. The Subscriber and/or any other person(s) may not reproduce, publish or disclose any of the contents of the Report to others without the express authorization of MIPL. This Report is prepared and issued to the Subscriber without any risk, responsibility or liability on the part of MIPL or its officials.

**CHENNAI PETROLEUM CORPORATION LIMITED - 541835**

**PAGE NO. : 10**

		(A+B+C2)
<b>A1) Indian</b>		
Central Government/ State Government(s)	77265200	51.89
Indian Oil Corporation Limited	77265200	51.89
Sub Total A1	77265200	51.89
<b>A2) Foreign</b>	00000000	0.00
Any Other (specify)	22932900	15.40
Naftiran Intertrade Company Limited	22932900	15.40
<b>Sub Total A2</b>	<b>22932900</b>	<b>15.40</b>
<b>A=A1+A2</b>	<b>100198100</b>	<b>67.29</b>

**STATEMENT SHOWING SHAREHOLDING PATTERN OF THE PUBLIC SHAREHOLDER**

CATEGORY OF SHAREHOLDER	NO. OF FULLY PAID UP EQUITY SHARES HELD	SHAREHOLDING AS A % OF TOTAL NO. OF SHARES (CALCULATED AS PER SCRR, 1957) AS A % OF (A+B+C2)
<b>B1) Institutions</b>	0	
<b>Mutual Funds/</b>	10321190	6.93
Aditya Birla Sun Life Trustee Private Limited A/C	6999146	4.70
SBI Magnum Multicap Fund	1994000	1.34
<b>Foreign Portfolio Investors</b>	12555764	8.43
<b>Financial Institutions/ Banks</b>	8328935	5.59
Life Insurance Corporation Of India	4852842	3.26
The New India Assurance Company Limited	2065072	1.39
<b>Any Other (specify)</b>	100	0.00
Foreign National	100	0.00
<b>Sub Total B1</b>	<b>31205989</b>	<b>20.96</b>
<b>B2) Central Government/ State Government(s)/ President of India</b>	0.00	0.00
<b>B3) Non-Institutions</b>	0.00	0.00
<b>Individual share capital upto Rs. 2 Lacs</b>	11248293	7.55
<b>Individual share capital in excess of Rs. 2 Lacs</b>	2416223	1.62
<b>NBFCs registered with RBI</b>	8439	0.01
<b>Any Other (specify)</b>	3834356	2.57
Trusts	12320	0.01
Non-Resident Indian (NRI)	940612	0.63
Clearing Members	425568	0.29
Overseas Corporate Bodies	300	0.00
Bodies Corporate	2005588	1.35
IEPF	303281	0.20
Non-Resident Indian Non Repatriable	146687	0.10
<b>Sub Total B3</b>	<b>17507311</b>	<b>11.76</b>

**DISCLAIMER** : This Report is **PRIVATE & CONFIDENTIAL** and it is prepared at the request of and for its use by the Subscriber only. The Subscriber shall use the contents of the Report merely as an aid to its business. Mira Inform Private Limited ("MIPL") has collated information/data in the Report, which have not been verified unless otherwise specifically mentioned in the Report. The Subscriber shall independently verify the accuracy and correctness of the information/data before in any way acting upon the same. MIPL shall not be liable for any harm, injury, loss or damage caused to the Subscriber due to default by the Subscriber's debtors/beneficiaries in fulfilling their obligations of any nature whatsoever. This Report or any of its portion shall not be used as a documentary evidence or otherwise before any investigative agencies or forum of law. This Report is confidential and proprietary to MIPL. The Subscriber and/or any other person(s) may not reproduce, publish or disclose any of the contents of the Report to others without the express authorization of MIPL. This Report is prepared and issued to the Subscriber without any risk, responsibility or liability on the part of MIPL or its officials.

<b>B=B1+B2+B3</b>	<b>48713300</b>	<b>32.71</b>
-------------------	-----------------	--------------

**BUSINESS DETAILS**

<b>Line of Business :</b>	Subject is in the Business of Refining Crude Oil to Produce and Supply Various Petroleum Products. (Registered activity)
<b>Products :</b>	Not Available
<b>Brand Names :</b>	Not Available
<b>Agencies Held :</b>	Not Available
<b>Exports :</b>	Not Available
<b>Imports :</b>	Not Available
<b>Terms :</b>	Not Available

**PRODUCTION STATUS NOT AVAILABLE**

**GENERAL INFORMATION**

<b>Suppliers :</b>	<b>Reference :</b>	Not Divulged
	<b>Name of the Person :</b>	--
	<b>Contact No.:</b>	--
	<b>Since How Long Known :</b>	--
	<b>Maximum Limit Dealt :</b>	--
	<b>Experience :</b>	--
	<b>Remark:</b>	--
<b>Customers :</b>	<b>Reference :</b>	Not Divulged
	<b>Name of the Person :</b>	--
	<b>Contact No.:</b>	--
	<b>Since How Long Known :</b>	--
	<b>Maximum Limit Dealt :</b>	--
	<b>Experience :</b>	--
	<b>Remark:</b>	--
<b>No. of Employees :</b>	Information declined by the management	
<b>Bankers :</b>	<b>Bank Name</b>	State Bank of India
	<b>Branch</b>	Corporate Accounts Group Branch, Egmore, Chennai - 600006,

	Tamilnadu, India
<b>Person Name (With Designation)</b>	--
<b>Contact Number</b>	91-44-28576176
<b>Name of Account Holder</b>	--
<b>Account Number</b>	--
<b>Account Since (Date/Year of Account Opening)</b>	--
<b>Average Balance Maintained (If Possible)</b>	--
<b>Credit Facilities Enjoyed (If any)</b>	--
<b>Account Operation</b>	--
<b>Remarks (If any)</b>	--

<b>Facilities :</b>	<b>Secured Loan</b>	<b>31.03.2018 (INR in Million)</b>	<b>31.03.2017 (INR in Million)</b>
	<b>Long-term Borrowings</b>		
	Bonds : 10000 Nos. of 9.65% Secured Redeemable Non-Convertible Debentures of INR 1.000 million each redeemable at par - Series - II		10000.000
	<b>Short-term Borrowings</b>		
	Loans Repayable on Demand		
	From Banks		
	a) In Rupees		
	I)Cash Credit- SBI	20629.51	44.432
	<b>Total</b>	<b>20629.51</b>	<b>10044.432</b>

<b>Auditors 1:</b>	
<b>Name :</b>	R. Subramanian and Company LLP Chartered Accountants
<b>Address :</b>	New No.6, Old No.36, Krishnaswamy Avenue, Luz, Mylapore, Chennai – 600004, Tamilnadu, India
<b>Tel. No.:</b>	91-44-24992261/ 24991347/ 24994231
<b>E-Mail :</b>	<a href="mailto:rs@rscompany.co.in">rs@rscompany.co.in</a>
<b>FRN:</b>	004137S
<b>MRN:</b>	S200041
<b>Auditors 2:</b>	
<b>Name :</b>	S. Viswanathan LLP Chartered Accountants
<b>Address :</b>	No.17, Bishop Wallers Avenue (West), Mylapore, Chennai – 600004,

**CHENNAI PETROLEUM CORPORATION LIMITED - 541835**

**PAGE NO. : 13**

	Tamilnadu, India
<b>Tel. No.:</b>	91-44-24991147/ 24994423
<b>E-Mail :</b>	<a href="mailto:sviswa@eth.net">sviswa@eth.net</a>
<b>FRN:</b>	004770S
<b>MRN:</b>	S200025
<b>Cost Auditors :</b>	
<b>Name :</b>	M. Krishnaswamy and Asscoates Cost Accountants
<b>Address :</b>	Flat 1K, Ramaniyam Ganga, Plot No. 27.30, First Avenue, Ashok Nagar, Chennai – 600083, Tamilnadu, India
<b>Tel. No.:</b>	91-44-23710069
<b>E-Mail :</b>	<a href="mailto:mahalingamkrishnaswamy@gmail.com">mahalingamkrishnaswamy@gmail.com</a>
<b>Secretarial Auditor:</b>	
<b>Name :</b>	S. Sandeep and associates
<b>Address :</b>	No.20, "F" Block, Ground Floor, Gemini Parsn Apartment, New No.448, Old No.599, Cathedral Garden Road, (Behind Hotel Palmgrove), Anna Salai, Chennai- 600006, Tamilnadu, India
<b>Tel. No.:</b>	91-44-43057999
<b>E-Mail :</b>	<a href="mailto:sandeep@sandeep.cs.in">sandeep@sandeep.cs.in</a>
<b>Memberships :</b>	--
<b>Collaborators :</b>	--
<b>Associates of Holding company:</b>	IOT Infrastructure and Energy Services Limited
<b>Holding company :</b>	Indian Oil Corporation Limited (IOCL)
<b>Joint Venture:</b>	<ul style="list-style-type: none"> <li>• Indian Additives Limited</li> <li>• National Aromatics and Petrochemicals Corporation Limited</li> </ul>
<b>Entity over which KMP exercise significant influence:</b>	CPCL Educational Trust

**CAPITAL STRUCTURE**

**After 24.08.2018**

**Authorised Capital: INR 14000.000 Million**

**DISCLAIMER :** This Report is **PRIVATE & CONFIDENTIAL** and it is prepared at the request of and for its use by the Subscriber only. The Subscriber shall use the contents of the Report merely as an aid to its business. Mira Inform Private Limited ("MIPL") has collated information/data in the Report, which have not been verified unless otherwise specifically mentioned in the Report. The Subscriber shall independently verify the accuracy and correctness of the information/data before in any way acting upon the same. MIPL shall not be liable for any harm, injury, loss or damage caused to the Subscriber due to default by the Subscriber's debtors/beneficiaries in fulfilling their obligations of any nature whatsoever. This Report or any of its portion shall not be used as a documentary evidence or otherwise before any investigative agencies or forum of law. This Report is confidential and proprietary to MIPL. The Subscriber and/or any other person(s) may not reproduce, publish or disclose any of the contents of the Report to others without the express authorization of MIPL. This Report is prepared and issued to the Subscriber without any risk, responsibility or liability on the part of MIPL or its officials.

**CHENNAI PETROLEUM CORPORATION LIMITED - 541835**

**PAGE NO. : 14**

**Issued, Subscribed & Paid-up Capital: INR 6489.114 Million**

**AS ON 31.03.2018**

**Authorised Capital:**

No. of Shares	Type	Value	Amount
400000000	Equity Shares	INR 10/- each	INR 4000.000 Million
1000000000	Preference Share	INR 10/- each	INR 10000.0000 Million
	<b>TOTAL</b>		<b>INR 14000.000 Million</b>

**Issued, Subscribed & Paid-up Capital:**

No. of Shares	Type	Value	Amount
1700000000	Equity Shares	INR 10/- each	INR 1700.000 Million
1000000000	Preference Share	INR 10/- each	INR 10000.0000 Million
	<b>TOTAL</b>		<b>INR 11700.000 Million</b>

**Subscribed, Called-up and Paid-up:**

No. of Shares	Type	Value	Amount
148911400	Equity Shares	INR 10/- each	INR 1489.114 Million
	Add: Forfeited Shares (amount originally paid up)		INR 0.932 Million
	<b>Total</b>		<b>INR 1490.046 Million</b>

(i) (a) As per the Formation Agreement entered into between the promoters, an offer is to be made to the Naftiran Intertrade Company Limited (NICO), an affiliate of National Iranian Oil Company (NIOC) in any issue of the Capital in proportion to the shares held by them at the time of such issue to enable them to maintain their shareholding at the existing percentage.

(b) Refer Note- 40- Events occurring after Reporting Period

(ii) (a) Based on special resolution passed by the shareholders through postal ballot on 16.07.2015, the company has allotted 100 crore Non Convertible Cumulative Redeemable Preference Shares of Rs. 10 each for cash at par amounting to Rs. 1000 crore to Indian Oil Corporation Limited, the holding company on private placement preferential allotment basis on 24.0.2015 after receipt of full subscription amount. Preference shares classified as financial liability (long term borrowing) as per Ind AS 32- Refer Note -15 (II) (B) and note (ii) thereon

**DISCLAIMER** : This Report is **PRIVATE & CONFIDENTIAL** and it is prepared at the request of and for its use by the Subscriber only. The Subscriber shall use the contents of the Report merely as an aid to its business. Mira Inform Private Limited ("MIPL") has collated information/data in the Report, which have not been verified unless otherwise specifically mentioned in the Report. The Subscriber shall independently verify the accuracy and correctness of the information/data before in any way acting upon the same. MIPL shall not be liable for any harm, injury, loss or damage caused to the Subscriber due to default by the Subscriber's debtors/beneficiaries in fulfilling their obligations of any nature whatsoever. This Report or any of its portion shall not be used as a documentary evidence or otherwise before any investigative agencies or forum of law. This Report is confidential and proprietary to MIPL. The Subscriber and/or any other person(s) may not reproduce, publish or disclose any of the contents of the Report to others without the express authorization of MIPL. This Report is prepared and issued to the Subscriber without any risk, responsibility or liability on the part of MIPL or its officials.

(b) Refer Note-40 –Events occurring after Reporting Period

**RECONCILIATION OF NO. OF SHARES (OPENING AND CLOSING)**

Particulars	31.03.2018		31.03.2017	
	Equity shares	Preference shares	Equity shares	Preference shares
Opening Balance	148911400	1000000000	148911400	1000000000
Shares Issued	-	-	-	-
Shares bought back	-	-	-	-
Closing Balance	148911400	1000000000	148911400	1000000000

**RIGHTS, PREFERENCES AND RESTRICTIONS ATTACHED TO EQUITY SHARES**

Equity shares: the company has one class of equity shares having a par value of Rs. 10 per share. Each shareholder is eligible for one vote per share held. The dividend proposed by the Board of Directors is subject to the approval of the shareholders in the Annual General Meeting, except in case of interim dividend. In the event of liquidation, the equity shareholders are eligible to receive the remaining assets of the company in proportion to their shareholding.

**SHARES HELD BY HOLDING COMPANY**

Particulars	31.03.2018 INR In Million	31.03.2017 INR In Million
77265200 Equity Shares of INR 10 each (51.89%) fully paid-up, held by Indian Oil Corporation Limited, the Holding Company.	772.652	772.652

**DETAILS OF SHAREHOLDERS HOLDING MORE THAN 5% SHARES**

Name of Shareholder	31.03.2018		31.03.2017	
	Number of Shares held	Percentage of Holding	Number of Shares held	Percentage of Holding
Indian Oil Corporation Limited	77265200	51.89	77265200	51.89
Naftiran Intertrade Company Limited	22932900	15.40	22932900	15.40

**DISCLAIMER** : This Report is **PRIVATE & CONFIDENTIAL** and it is prepared at the request of and for its use by the Subscriber only. The Subscriber shall use the contents of the Report merely as an aid to its business. Mira Inform Private Limited ("MIPL") has collated information/data in the Report, which have not been verified unless otherwise specifically mentioned in the Report. The Subscriber shall independently verify the accuracy and correctness of the information/data before in any way acting upon the same. MIPL shall not be liable for any harm, injury, loss or damage caused to the Subscriber due to default by the Subscriber's debtors/beneficiaries in fulfilling their obligations of any nature whatsoever. This Report or any of its portion shall not be used as a documentary evidence or otherwise before any investigative agencies or forum of law. This Report is confidential and proprietary to MIPL. The Subscriber and/or any other person(s) may not reproduce, publish or disclose any of the contents of the Report to others without the express authorization of MIPL. This Report is prepared and issued to the Subscriber without any risk, responsibility or liability on the part of MIPL or its officials.

**FINANCIAL DATA**  
*[all figures are in INR Million]*

**ABRIDGED BALANCE SHEET (STANDALONE)**

SOURCES OF FUNDS	31.03.2018	31.03.2017	31.03.2016
<b>I. EQUITY AND LIABILITIES</b>			
(1) Shareholders' Funds			
(a) Share Capital	1490.046	1490.046	1490.046

**DISCLAIMER** : This Report is **PRIVATE & CONFIDENTIAL** and it is prepared at the request of and for its use by the Subscriber only. The Subscriber shall use the contents of the Report merely as an aid to its business. Mira Inform Private Limited ("MIPL") has collated information/data in the Report, which have not been verified unless otherwise specifically mentioned in the Report. The Subscriber shall independently verify the accuracy and correctness of the information/data before in any way acting upon the same. MIPL shall not be liable for any harm, injury, loss or damage caused to the Subscriber due to default by the Subscriber's debtors/beneficiaries in fulfilling their obligations of any nature whatsoever. This Report or any of its portion shall not be used as a documentary evidence or otherwise before any investigative agencies or forum of law. This Report is confidential and proprietary to MIPL. The Subscriber and/or any other person(s) may not reproduce, publish or disclose any of the contents of the Report to others without the express authorization of MIPL. This Report is prepared and issued to the Subscriber without any risk, responsibility or liability on the part of MIPL or its officials.

**CHENNAI PETROLEUM CORPORATION LIMITED - 541835**

**PAGE NO. : 17**

(b) Reserves & Surplus	37074.912	31648.041	22124.270
(c) Money received against share warrants	0.000	0.000	0.000
(2) Share Application money pending allotment	0.000	0.000	0.000
<b>Total Shareholders' Funds (1) + (2)</b>	<b>38564.958</b>	<b>33138.087</b>	<b>23614.316</b>
(3) Non-Current Liabilities			
(a) long-term borrowings	8259.000	23242.750	20033.425
(b) Deferred tax liabilities (Net)	2061.984	242.541	0.000
(c) Other long term liabilities	60.503	403.761	308.723
(d) long-term provisions	2326.211	1331.497	509.768
<b>Total Non-current Liabilities (3)</b>	<b>12707.698</b>	<b>25220.549</b>	<b>20851.916</b>
(4) Current Liabilities			
(a) Short term borrowings	20629.951	31734.432	25604.825
(b) Trade payables	44436.446	16521.597	24686.404
(c) Other current liabilities	24438.078	6975.178	7819.051
(d) Short-term provisions	877.797	1365.867	740.229
<b>Total Current Liabilities (4)</b>	<b>90382.272</b>	<b>56597.074</b>	<b>58850.509</b>
<b>TOTAL</b>	<b>141654.928</b>	<b>114955.710</b>	<b>103316.741</b>
<b>II. ASSETS</b>			
(1) Non-current assets			
(a) Fixed Assets			
(i) Tangible assets	58887.367	38778.312	41140.415
(ii) Intangible Assets	247.898	50.032	54.351
(iii) Capital work-in-progress	14098.020	27566.074	16730.868
(iv) Intangible assets under development	0.000	59.698	59.698
(v) Investments in Joint Venture	118.340	118.340	118.340
(b) Non-current Investments	1.090	1.090	1.090
(c) Deferred tax assets (net)	0.000	0.000	0.000
(d) Long-term Loan and Advances	348.602	337.893	355.571
(e) Income tax Assets (net)	115.991	0.000	0.000
(f) Other Non-current assets	958.021	1449.102	1391.155
<b>Total Non-Current Assets</b>	<b>74775.329</b>	<b>68360.541</b>	<b>59851.488</b>
(2) Current assets			
(a) Current investments	0.000	0.000	0.000
(b) Inventories	47592.154	32071.333	31748.268
(c) Trade receivables	15694.845	10403.947	7615.755
(d) Cash and cash equivalents	87.041	169.298	388.617
(e) Short-term loans and advances	234.665	270.017	280.336

**DISCLAIMER** : This Report is **PRIVATE & CONFIDENTIAL** and it is prepared at the request of and for its use by the Subscriber only. The Subscriber shall use the contents of the Report merely as an aid to its business. Mira Inform Private Limited ("MIPL") has collated information/data in the Report, which have not been verified unless otherwise specifically mentioned in the Report. The Subscriber shall independently verify the accuracy and correctness of the information/data before in any way acting upon the same. MIPL shall not be liable for any harm, injury, loss or damage caused to the Subscriber due to default by the Subscriber's debtors/beneficiaries in fulfilling their obligations of any nature whatsoever. This Report or any of its portion shall not be used as a documentary evidence or otherwise before any investigative agencies or forum of law. This Report is confidential and proprietary to MIPL. The Subscriber and/or any other person(s) may not reproduce, publish or disclose any of the contents of the Report to others without the express authorization of MIPL. This Report is prepared and issued to the Subscriber without any risk, responsibility or liability on the part of MIPL or its officials.

**CHENNAI PETROLEUM CORPORATION LIMITED - 541835**

**PAGE NO. : 18**

(f) Other current assets	3270.894	3680.574	3432.277
<b>Total Current Assets</b>	<b>66879.599</b>	<b>46595.169</b>	<b>43465.253</b>
<b>TOTAL</b>	<b>141654.928</b>	<b>114955.710</b>	<b>103316.741</b>

**PROFIT & LOSS ACCOUNT (STANDALONE)**

	<b>PARTICULARS</b>	<b>31.03.2018</b>	<b>31.03.2017</b>	<b>31.03.2016</b>
	<b>SALES</b>			
	Income	441884.849	406075.154	349705.886
	Other Income	387.555	400.497	363.984
	<b>TOTAL</b>	<b>442272.404</b>	<b>406475.651</b>	<b>350069.870</b>
<b>Less</b>	<b>EXPENSES</b>			
	Cost of Materials Consumed	293134.481	242557.838	227540.406
	Purchases of Stock-in-Trade	4006.217	1595.740	2926.782
	Changes in inventories of finished goods, work-in-progress and Stock-in-Trade	(6066.953)	1050.281	2085.662
	Excise Duty	116611.854	129159.807	91248.131
	Employees benefits expense	5817.567	5128.836	3570.031
	Other expenses	7532.956	7200.696	8858.358
	<b>TOTAL</b>	<b>421036.122</b>	<b>386693.198</b>	<b>336229.370</b>
	<b>PROFIT/ (LOSS) BEFORE INTEREST, TAX, DEPRECIATION AND AMORTISATION</b>	<b>21236.282</b>	<b>19782.453</b>	<b>13840.500</b>
<b>Less</b>	<b>FINANCIAL EXPENSES</b>	3208.563	2727.821	3517.226
	<b>PROFIT / (LOSS) BEFORE TAX, DEPRECIATION AND AMORTISATION</b>	<b>18027.719</b>	<b>17054.632</b>	<b>10323.274</b>
<b>Less/ Add</b>	<b>DEPRECIATION/ AMORTISATION</b>	3445.309	3404.172	2736.920
	<b>PROFIT/ (LOSS) BEFORE TAX</b>	<b>14582.410</b>	<b>13650.460</b>	<b>7586.354</b>
<b>Less</b>	<b>TAX</b>	5453.127	3352.942	167.678
	<b>PROFIT/ (LOSS) AFTER TAX</b>	<b>9129.283</b>	<b>10297.518</b>	<b>7418.676</b>
	<b>Earnings / (Loss) Per Share (INR)</b>	<b>61.31</b>	<b>69.15</b>	<b>49.82</b>

**DISCLAIMER** : This Report is **PRIVATE & CONFIDENTIAL** and it is prepared at the request of and for its use by the Subscriber only. The Subscriber shall use the contents of the Report merely as an aid to its business. Mira Inform Private Limited ("MIPL") has collated information/data in the Report, which have not been verified unless otherwise specifically mentioned in the Report. The Subscriber shall independently verify the accuracy and correctness of the information/data before in any way acting upon the same. MIPL shall not be liable for any harm, injury, loss or damage caused to the Subscriber due to default by the Subscriber's debtors/beneficiaries in fulfilling their obligations of any nature whatsoever. This Report or any of its portion shall not be used as a documentary evidence or otherwise before any investigative agencies or forum of law. This Report is confidential and proprietary to MIPL. The Subscriber and/or any other person(s) may not reproduce, publish or disclose any of the contents of the Report to others without the express authorization of MIPL. This Report is prepared and issued to the Subscriber without any risk, responsibility or liability on the part of MIPL or its officials.

**CURRENT MATURITIES OF LONG TERM DEBT DETAILS**

Particulars	31.03.2018	31.03.2017	31.03.2016
Current Maturities of Long term debt	15000.000	33.425	N/A
Cash generated from operations	31327.822	8977.797	23144.987
Net cash flow from operating activity	27566.854	6087.374	22923.681

**QUARTERLY RESULTS**

PARTICULARS	30.06.2018	30.09.2018
	Unaudited)	(Unaudited)
	1st Quarter	2nd Quarter
Net Sales	123557.60	150840.20
Total Expenditure	119085.40	148405.10
PBIDT (Excl OI)	4472.20	2435.10
Other Income	80.50	199.50
Operating Profit	4552.70	2636.60
Interest	984.80	1054.70
Exceptional Items	NA	NA
PBDT	3567.90	1581.90
Depreciation	1035.90	1076.10
Profit Before Tax	2532.00	505.80
Tax	971.80	235.40
Provisions and contingencies	NA	NA
Profit After Tax	1560.20	270.40
Extraordinary Items	NA	NA
Prior Period Expenses	NA	NA
Other Adjustments	NA	NA
Net Profit	1560.20	270.40

**KEY RATIOS**

**EFFICIENCY RATIOS**

PARTICULARS	31.03.2018	31.03.2017	31.03.2016
Average Collection Days (Sundry Debtors / Income * 365 Days)	12.96	9.35	7.95
Account Receivables Turnover (Income / Sundry Debtors)	28.15	39.03	45.92

**DISCLAIMER** : This Report is **PRIVATE & CONFIDENTIAL** and it is prepared at the request of and for its use by the Subscriber only. The Subscriber shall use the contents of the Report merely as an aid to its business. Mira Inform Private Limited ("MIPL") has collated information/data in the Report, which have not been verified unless otherwise specifically mentioned in the Report. The Subscriber shall independently verify the accuracy and correctness of the information/data before in any way acting upon the same. MIPL shall not be liable for any harm, injury, loss or damage caused to the Subscriber due to default by the Subscriber's debtors/beneficiaries in fulfilling their obligations of any nature whatsoever. This Report or any of its portion shall not be used as a documentary evidence or otherwise before any investigative agencies or forum of law. This Report is confidential and proprietary to MIPL. The Subscriber and/or any other person(s) may not reproduce, publish or disclose any of the contents of the Report to others without the express authorization of MIPL. This Report is prepared and issued to the Subscriber without any risk, responsibility or liability on the part of MIPL or its officials.

**CHENNAI PETROLEUM CORPORATION LIMITED - 541835**

**PAGE NO. : 20**

Average Payment Days (Sundry Creditors / Purchases * 365 Days)	54.58	24.70	39.10
Inventory Turnover (Operating Income / Inventories)	0.45	0.62	0.44
Asset Turnover (Operating Income / Net Fixed Assets)	0.29	0.30	0.24

**LEVERAGE RATIOS**

PARTICULARS	31.03.2018	31.03.2017	31.03.2016
Debt Ratio ((Borrowing + Current Liabilities) / Total Assets)	0.80	0.69	0.76
Debt Equity Ratio (Total Liability / Networth)	1.14	1.66	1.93
Current Liabilities to Networth (Current Liabilities / Net Worth)	2.34	1.71	2.49
Fixed Assets to Networth (Net Fixed Assets / Networth)	1.90	2.01	2.46
Interest Coverage Ratio (PBIT / Financial Charges)	6.62	7.25	3.94

**PROFITABILITY RATIOS**

PARTICULARS		31.03.2018	31.03.2017	31.03.2016
Net Profit Margin ((PAT / Sales) * 100)	%	2.07	2.54	2.12
Return on Total Assets ((PAT / Total Assets) * 100)	%	6.44	8.96	7.18
Return on Investment (ROI) ((PAT / Networth) * 100)	%	23.67	31.07	31.42

**SOLVENCY RATIOS**

PARTICULARS	31.03.2018	31.03.2017	31.03.2016
-------------	------------	------------	------------

**DISCLAIMER** : This Report is **PRIVATE & CONFIDENTIAL** and it is prepared at the request of and for its use by the Subscriber only. The Subscriber shall use the contents of the Report merely as an aid to its business. Mira Inform Private Limited ("MIPL") has collated information/data in the Report, which have not been verified unless otherwise specifically mentioned in the Report. The Subscriber shall independently verify the accuracy and correctness of the information/data before in any way acting upon the same. MIPL shall not be liable for any harm, injury, loss or damage caused to the Subscriber due to default by the Subscriber's debtors/beneficiaries in fulfilling their obligations of any nature whatsoever. This Report or any of its portion shall not be used as a documentary evidence or otherwise before any investigative agencies or forum of law. This Report is confidential and proprietary to MIPL. The Subscriber and/or any other person(s) may not reproduce, publish or disclose any of the contents of the Report to others without the express authorization of MIPL. This Report is prepared and issued to the Subscriber without any risk, responsibility or liability on the part of MIPL or its officials.

Current Ratio (Current Assets / Current Liabilities)	0.74	0.82	0.74
Quick Ratio ((Current Assets – Inventories) / Current Liabilities)	0.21	0.26	0.20
G-Score Ratio Financial (Networth / Total Assets)	0.27	0.29	0.23
G-Score Ratio Debt (Debts / Equity Capital)	29.45	36.92	30.63
G-Score Ratio Liquidity (Total Current Assets / Total Current Liabilities)	0.74	0.82	0.74

Total Liability = Short-term Debt + Long-term Debt + Current Maturities of Long-term debts

**STOCK PRICES**

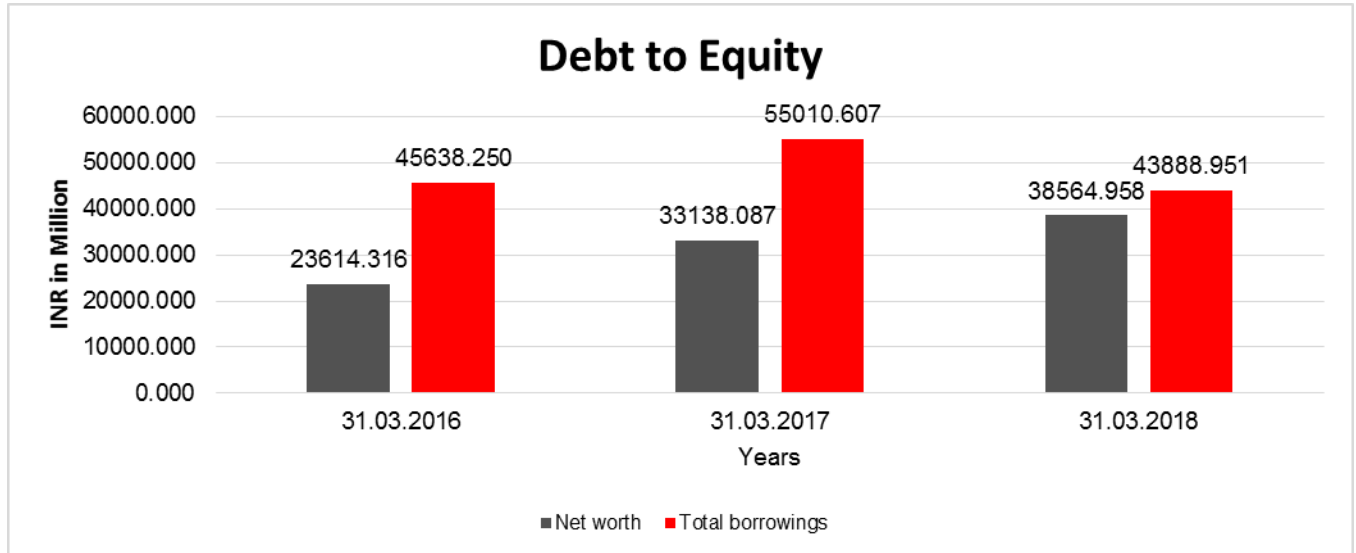
**Face Value** | INR 10 /- each

**FINANCIAL ANALYSIS**  
*[all figures are INR Million]*

**DEBT EQUITY RATIO**

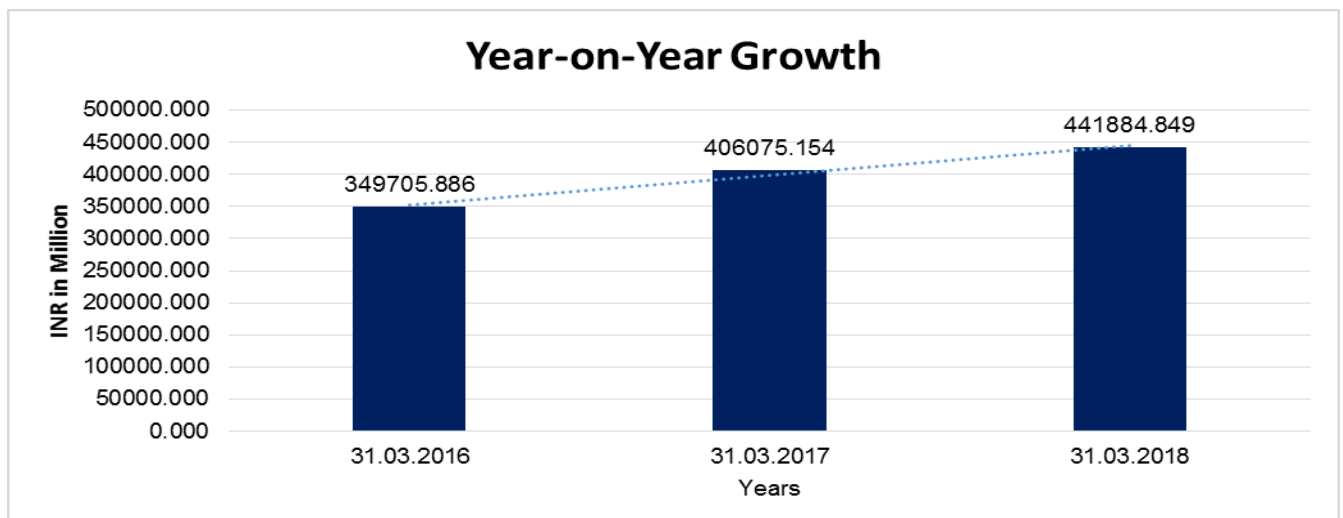
Particular	31.03.2016	31.03.2017	31.03.2018
	INR In Million	INR In Million	INR In Million
Share Capital	1490.046	1490.046	1490.046
Reserves & Surplus	22124.270	31648.041	37074.912
Share Application money pending allotment	0.000	0.000	0.000
<b>Net worth</b>	<b>23614.316</b>	<b>33138.087</b>	<b>38564.958</b>
Long Term borrowings	20033.425	23242.750	8259.000
Short Term borrowings	25604.825	31734.432	20629.951
Current Maturities of Long term debt	0.000	33.425	15000.000
<b>Total borrowings</b>	<b>45638.250</b>	<b>55010.607</b>	<b>43888.951</b>
<b>Debt/Equity ratio</b>	<b>1.933</b>	<b>1.660</b>	<b>1.138</b>

**DISCLAIMER** : This Report is **PRIVATE & CONFIDENTIAL** and it is prepared at the request of and for its use by the Subscriber only. The Subscriber shall use the contents of the Report merely as an aid to its business. Mira Inform Private Limited ("MIPL") has collated information/data in the Report, which have not been verified unless otherwise specifically mentioned in the Report. The Subscriber shall independently verify the accuracy and correctness of the information/data before in any way acting upon the same. MIPL shall not be liable for any harm, injury, loss or damage caused to the Subscriber due to default by the Subscriber's debtors/beneficiaries in fulfilling their obligations of any nature whatsoever. This Report or any of its portion shall not be used as a documentary evidence or otherwise before any investigative agencies or forum of law. This Report is confidential and proprietary to MIPL. The Subscriber and/or any other person(s) may not reproduce, publish or disclose any of the contents of the Report to others without the express authorization of MIPL. This Report is prepared and issued to the Subscriber without any risk, responsibility or liability on the part of MIPL or its officials.



**YEAR-ON-YEAR GROWTH**

Year on Year Growth	31.03.2016	31.03.2017	31.03.2018
	INR In Million	INR In Million	INR In Million
Sales	349705.886	406075.154	441884.849
		<b>16.119</b>	<b>8.818</b>

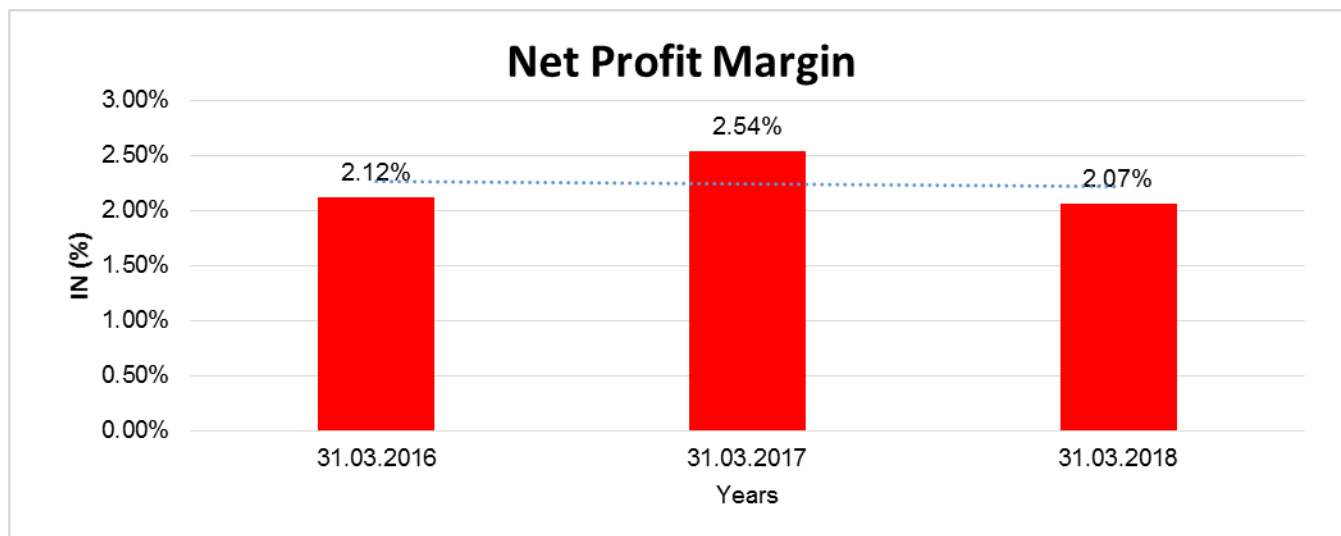


**NET PROFIT MARGIN**

Net Profit Margin	31.03.2016	31.03.2017	31.03.2018
	INR In Million	INR In Million	INR In Million

**DISCLAIMER :** This Report is **PRIVATE & CONFIDENTIAL** and it is prepared at the request of and for its use by the Subscriber only. The Subscriber shall use the contents of the Report merely as an aid to its business. Mira Inform Private Limited ("MIPL") has collated information/data in the Report, which have not been verified unless otherwise specifically mentioned in the Report. The Subscriber shall independently verify the accuracy and correctness of the information/data before in any way acting upon the same. MIPL shall not be liable for any harm, injury, loss or damage caused to the Subscriber due to default by the Subscriber's debtors/beneficiaries in fulfilling their obligations of any nature whatsoever. This Report or any of its portion shall not be used as a documentary evidence or otherwise before any investigative agencies or forum of law. This Report is confidential and proprietary to MIPL. The Subscriber and/or any other person(s) may not reproduce, publish or disclose any of the contents of the Report to others without the express authorization of MIPL. This Report is prepared and issued to the Subscriber without any risk, responsibility or liability on the part of MIPL or its officials.

Sales	349705.886	406075.154	441884.849
Profit	7418.676	10297.518	9129.283
	<b>2.12%</b>	<b>2.54%</b>	<b>2.07%</b>



**ABRIDGED BALANCE SHEET – (CONSOLIDATED)**

SOURCES OF FUNDS		31.03.2018	31.03.2017

**DISCLAIMER** : This Report is **PRIVATE & CONFIDENTIAL** and it is prepared at the request of and for its use by the Subscriber only. The Subscriber shall use the contents of the Report merely as an aid to its business. Mira Inform Private Limited ("MIPL") has collated information/data in the Report, which have not been verified unless otherwise specifically mentioned in the Report. The Subscriber shall independently verify the accuracy and correctness of the information/data before in any way acting upon the same. MIPL shall not be liable for any harm, injury, loss or damage caused to the Subscriber due to default by the Subscriber's debtors/beneficiaries in fulfilling their obligations of any nature whatsoever. This Report or any of its portion shall not be used as a documentary evidence or otherwise before any investigative agencies or forum of law. This Report is confidential and proprietary to MIPL. The Subscriber and/or any other person(s) may not reproduce, publish or disclose any of the contents of the Report to others without the express authorization of MIPL. This Report is prepared and issued to the Subscriber without any risk, responsibility or liability on the part of MIPL or its officials.

**CHENNAI PETROLEUM CORPORATION LIMITED - 541835**

**PAGE NO. : 24**

<b>I. EQUITY AND LIABILITIES</b>			
(1) Shareholders' Funds			
(a) Share Capital		1490.046	1490.046
(b) Reserves & Surplus		38479.974	32920.969
(c) Money received against share warrants		0.000	0.000
(2) Share Application money pending allotment		0.000	0.000
<b>Total Shareholders' Funds (1) + (2)</b>		<b>39970.020</b>	<b>34411.015</b>
(3) Non-Current Liabilities			
(a) long-term borrowings		8259.000	23242.750
(b) Deferred tax liabilities (Net)		2061.984	242.541
(c) Other long term liabilities		60.503	403.761
(d) long-term provisions		2326.211	1331.497
<b>Total Non-current Liabilities (3)</b>		<b>12707.698</b>	<b>25220.549</b>
(4) Current Liabilities			
(a) Short term borrowings		20629.951	31734.432
(b) Trade payables		44436.446	16521.597
(c) Other current liabilities		24438.078	6975.178
(d) Short-term provisions		877.797	1365.867
<b>Total Current Liabilities (4)</b>		<b>90382.272</b>	<b>56597.074</b>
<b>TOTAL</b>		<b>143059.990</b>	<b>116228.638</b>
<b>II. ASSETS</b>			
(1) Non-current assets			
(a) Fixed Assets			
(i) Tangible assets		58887.367	38778.312
(ii) Intangible Assets		247.898	50.032
(iii) Capital work-in-progress		14098.020	27566.074
(iv) Intangible assets under development		0.000	59.698
(v) Investment in Joint Venture		1524.410	1398.953
(b) Non-current Investments		1.090	1.090
(c) Income tax assets (net)		115.991	0.000
(d) Long-term Loan and Advances		348.602	337.893
(e) Other Non-current assets		958.021	1449.102
<b>Total Non-Current Assets</b>		<b>76181.399</b>	<b>69641.154</b>
(2) Current assets			
(a) Current investments		0.000	0.000
(b) Inventories		47591.146	32070.575
(c) Trade receivables		15694.845	10397.020

**DISCLAIMER** : This Report is **PRIVATE & CONFIDENTIAL** and it is prepared at the request of and for its use by the Subscriber only. The Subscriber shall use the contents of the Report merely as an aid to its business. Mira Inform Private Limited ("MIPL") has collated information/data in the Report, which have not been verified unless otherwise specifically mentioned in the Report. The Subscriber shall independently verify the accuracy and correctness of the information/data before in any way acting upon the same. MIPL shall not be liable for any harm, injury, loss or damage caused to the Subscriber due to default by the Subscriber's debtors/beneficiaries in fulfilling their obligations of any nature whatsoever. This Report or any of its portion shall not be used as a documentary evidence or otherwise before any investigative agencies or forum of law. This Report is confidential and proprietary to MIPL. The Subscriber and/or any other person(s) may not reproduce, publish or disclose any of the contents of the Report to others without the express authorization of MIPL. This Report is prepared and issued to the Subscriber without any risk, responsibility or liability on the part of MIPL or its officials.

**CHENNAI PETROLEUM CORPORATION LIMITED - 541835**

**PAGE NO. : 25**

(d) Cash and cash equivalents		87.041	169.298
(e) Short-term loans and advances		234.665	270.017
(f) Other current assets		3270.894	3680.574
<b>Total Current Assets</b>		<b>66878.591</b>	<b>46587.484</b>
<b>TOTAL</b>		<b>143059.990</b>	<b>116228.638</b>

**PROFIT & LOSS ACCOUNT- (CONSOLIDATED)**

	<b>PARTICULARS</b>	<b>31.03.2018</b>	<b>31.03.2017</b>
	<b>SALES</b>		
	Income	441891.776	406073.826
	Other Income	328.385	341.327
	<b>TOTAL</b>	<b>442220.161</b>	<b>406415.153</b>
<b>Less</b>	<b>EXPENSES</b>		
	Cost of Materials Consumed	293134.481	242557.838
	Purchases of Stock-in-Trade	4006.217	1595.740
	Changes in inventories of finished goods, work-in-progress and Stock-in-Trade	(6066.703)	1055.405
	Excise Duty	116611.854	129159.807
	Employees benefits expense	5817.567	5128.836
	share of profit of joint ventures	(195.421)	(276.338)
	Other expenses	7532.955	7200.696
	<b>TOTAL</b>	<b>420840.950</b>	<b>386421.984</b>
	<b>PROFIT/ (LOSS) BEFORE INTEREST, TAX, DEPRECIATION AND AMORTISATION</b>	<b>21379.211</b>	<b>19993.169</b>
<b>Less</b>	<b>FINANCIAL EXPENSES</b>	3208.563	2727.821
	<b>PROFIT / (LOSS) BEFORE TAX, DEPRECIATION AND AMORTISATION</b>	<b>18170.648</b>	<b>17265.348</b>
<b>Less/ Add</b>	<b>DEPRECIATION/ AMORTISATION</b>	3445.309	3404.172
	<b>PROFIT/ (LOSS) BEFORE TAX</b>	<b>14725.339</b>	<b>13861.176</b>
<b>Less</b>	<b>TAX</b>	5453.127	3352.942
	<b>PROFIT/ (LOSS) AFTER TAX</b>	<b>9272.212</b>	<b>10508.234</b>

**DISCLAIMER** : This Report is **PRIVATE & CONFIDENTIAL** and it is prepared at the request of and for its use by the Subscriber only. The Subscriber shall use the contents of the Report merely as an aid to its business. Mira Inform Private Limited ("MIPL") has collated information/data in the Report, which have not been verified unless otherwise specifically mentioned in the Report. The Subscriber shall independently verify the accuracy and correctness of the information/data before in any way acting upon the same. MIPL shall not be liable for any harm, injury, loss or damage caused to the Subscriber due to default by the Subscriber's debtors/beneficiaries in fulfilling their obligations of any nature whatsoever. This Report or any of its portion shall not be used as a documentary evidence or otherwise before any investigative agencies or forum of law. This Report is confidential and proprietary to MIPL. The Subscriber and/or any other person(s) may not reproduce, publish or disclose any of the contents of the Report to others without the express authorization of MIPL. This Report is prepared and issued to the Subscriber without any risk, responsibility or liability on the part of MIPL or its officials.

**CHENNAI PETROLEUM CORPORATION LIMITED - 541835**

**PAGE NO. : 26**

Earnings / (Loss) Per Share (INR)	62.27	70.57
-----------------------------------	-------	-------

**LOCAL AGENCY FURTHER INFORMATION**

Sr. No.	Check list by info agents	Available in Report (Yes/No)
1	Year of establishment	Yes

**DISCLAIMER** : This Report is **PRIVATE & CONFIDENTIAL** and it is prepared at the request of and for its use by the Subscriber only. The Subscriber shall use the contents of the Report merely as an aid to its business. Mira Inform Private Limited ("MIPL") has collated information/data in the Report, which have not been verified unless otherwise specifically mentioned in the Report. The Subscriber shall independently verify the accuracy and correctness of the information/data before in any way acting upon the same. MIPL shall not be liable for any harm, injury, loss or damage caused to the Subscriber due to default by the Subscriber's debtors/beneficiaries in fulfilling their obligations of any nature whatsoever. This Report or any of its portion shall not be used as a documentary evidence or otherwise before any investigative agencies or forum of law. This Report is confidential and proprietary to MIPL. The Subscriber and/or any other person(s) may not reproduce, publish or disclose any of the contents of the Report to others without the express authorization of MIPL. This Report is prepared and issued to the Subscriber without any risk, responsibility or liability on the part of MIPL or its officials.

**CHENNAI PETROLEUM CORPORATION LIMITED - 541835**

**PAGE NO. : 27**

2	Constitution of the entity	Yes
3	Locality of the entity	Yes
4	Premises details	No
5	Buyer visit details	--
6	Contact numbers	Yes
7	Name of the person contacted	Yes
8	Designation of contact person	Yes
9	Promoter's background	Yes
10	Date of Birth of Proprietor / Partners / Directors	No
11	Pan Card No. of Proprietor / Partners	No
12	Voter Id Card No. of Proprietor / Partners	No
13	Type of business	Yes
14	Line of Business	Yes
15	Export/import details (if applicable)	No
16	No. of employees	No
17	Details of sister concerns	Yes
18	Major suppliers	No
19	Major customers	No
20	Banking Details	Yes
21	Banking facility details	Yes
22	Conduct of the banking account	--
23	Financials, if provided	Yes
24	Capital in the business	Yes
25	Last accounts filed at ROC, if applicable	Yes
26	Turnover of firm for last three years	Yes
27	Reasons for variation <> 20%	--
28	Estimation for coming financial year	No
29	Profitability for last three years	Yes
30	Major shareholders, if available	Yes
31	External Agency Rating, if available	Yes
32	Litigations that the firm/promoter involved in	--
33	Market information	--
34	Payments terms	No
35	Negative Reporting by Auditors in the Annual Report	No

**CORPORATE INFORMATION:**

Subject is a public company domiciled in India and is incorporated under the provisions of the companies act applicable in India. Its shares are listed on two recognized stock exchanges in India. The registered office of the company is located at 536, Anna Salai, Teynampet, Chennai- 600018, Tamilnadu, India

**DISCLAIMER** : This Report is **PRIVATE & CONFIDENTIAL** and it is prepared at the request of and for its use by the Subscriber only. The Subscriber shall use the contents of the Report merely as an aid to its business. Mira Inform Private Limited ("MIPL") has collated information/data in the Report, which have not been verified unless otherwise specifically mentioned in the Report. The Subscriber shall independently verify the accuracy and correctness of the information/data before in any way acting upon the same. MIPL shall not be liable for any harm, injury, loss or damage caused to the Subscriber due to default by the Subscriber's debtors/beneficiaries in fulfilling their obligations of any nature whatsoever. This Report or any of its portion shall not be used as a documentary evidence or otherwise before any investigative agencies or forum of law. This Report is confidential and proprietary to MIPL. The Subscriber and/or any other person(s) may not reproduce, publish or disclose any of the contents of the Report to others without the express authorization of MIPL. This Report is prepared and issued to the Subscriber without any risk, responsibility or liability on the part of MIPL or its officials.

Subject is in the business of refining crude oil to produce and supply various petroleum products.

**THE HIGHLIGHTS OF FINANCIAL PERFORMANCE DURING THE YEAR 2017-18**

The year 2017-18 was another remarkable year for the company and the performance highlights are as under.

The company turnover registered in increase of 9% at INR 44135.000 Million, as compared to INR 40586.000 Million in the previous year, on account of increase in both the quantity of products sold and price variation.

The Profit Before Tax clocked at INR 1458.000 Million in the current year was the second highest since inception, registering an increase of 7% as compared to INR 1365 million in the previous year.

However, the Profit After Tax was lower at INR 913.000 Million in the current year, as compared to INR 1030.000 Million in the previous year, mainly on account of recognition of Deferred Tax Assets in respect of balance carry-forward losses in full in FY 2016-17.

**UNSECURED LOAN**

PARTICULARS	(INR In Million)	
	31.03.2018 (INR in Million)	31.03.2017 (INR in Million)
<b>LONG TERM BORROWING</b>		
Term Loans	3259.000	3242.750
From banks /financial institutions:		
In foreign Currency		
US \$ 50Million (2017: US \$ 50 Million)		
Loans from related parties:	5000.000	10000.000
1000000000 (2017: 1000000000)		
Non-Convertible Cumulative Redeemable preference shares of Rs.10 Each		
<b>SHORT- TERM BORROWING</b>		
Loans Repayable On Demand		
i) From Banks/ Financial Institutions		
In Rupees		
i)Working Capital Demand Loan	-	440.000
ii) From Others		
Commercial Paper	-	31250.000
<b>Total</b>	<b>8259.000</b>	<b>41690.000</b>

**INDEX OF CHARGES:**

SN O	SRN	Charge Id	Charge Holder Name	Date of Creation	Date of Modification	Date of Satisfaction	Amount	Address
------	-----	-----------	--------------------	------------------	----------------------	----------------------	--------	---------

**DISCLAIMER** : This Report is **PRIVATE & CONFIDENTIAL** and it is prepared at the request of and for its use by the Subscriber only. The Subscriber shall use the contents of the Report merely as an aid to its business. Mira Inform Private Limited ("MIPL") has collated information/data in the Report, which have not been verified unless otherwise specifically mentioned in the Report. The Subscriber shall independently verify the accuracy and correctness of the information/data before in any way acting upon the same. MIPL shall not be liable for any harm, injury, loss or damage caused to the Subscriber due to default by the Subscriber's debtors/beneficiaries in fulfilling their obligations of any nature whatsoever. This Report or any of its portion shall not be used as a documentary evidence or otherwise before any investigative agencies or forum of law. This Report is confidential and proprietary to MIPL. The Subscriber and/or any other person(s) may not reproduce, publish or disclose any of the contents of the Report to others without the express authorization of MIPL. This Report is prepared and issued to the Subscriber without any risk, responsibility or liability on the part of MIPL or its officials.

**CHENNAI PETROLEUM CORPORATION LIMITED - 541835**

**PAGE NO. : 29**

1	C0304 9046	10488 632	All bank Finance Limited	13/03/20 14	-	-	10000000000.0	14, India Exchange Place,1st Floor, Kolkata -700001, West Bengal, India
2	C0529 7734	80058 951	State Bank of India	23/04/19 80	15/04/2 014	-	41840000000.0	Corporate Account Group, Branch Sigapi Achi Building,18/3 Rukmani Lakshmipathi Road, Chennai – 600008, Tamilnadu, India
3	C8095 6980	10429 135	All bank Finance Ltd	06/05/20 13	-	24/02/2 016	10000000000.0	14, India Exchange Place,1st Floor, Kolkata – 700001, West Bengal, India
4	C5234 2292	10210 546	Export- Import Bank of India	19/03/20 10	-	27/04/2 015	20000000000.0	Floor 21, Centre One Building, World Trade Centre Complex, Cuffe Parade, Mumbai- 400005, Maharashtra, India
5	B66351 420	10324 883	State Bank of India	01/12/20 11	-	10/01/2 013	20000000000.0	Cag Branch, 3rd Floor, Sigapi Achi Building, 18/3 Rukmani Lakshmipathi Road, Chennai – 600008, Tamilnadu, India
6	A78847 142	90291 720	State Bank of India	23/04/19 80	07/03/2 005	04/02/2 010	4650000000.0	Corp. Accounts Group Branch No. 149 Greems Road, Chennai – 600002, Tamilnadu, India
7	A77458 750	90294 127	HDFC Bank Limited	22/04/20 04	-	06/01/2 010	15000000000.0	ITC Centre, No. 759, Anna Salai, Chennai – 600002, Tamilnadu, India
8	A62940 531	80053 621	Canara Bank	07/01/19 94	31/03/2 006	05/05/2 009	50000000000.0	Teynampet Branch, Chennai – 600018, Tamilnadu, India

**STATEMENT OF STANDALONE UNAUDITED RESULTS FOR THE QUARTER AND SIX MONTH ENDED 30TH SEPTEMBER 2018**

(INR in Million)

PARTICULARS	THREE MONTHS ENDED	SIX MONTHS ENDED
-------------	--------------------	------------------

**DISCLAIMER** : This Report is **PRIVATE & CONFIDENTIAL** and it is prepared at the request of and for its use by the Subscriber only. The Subscriber shall use the contents of the Report merely as an aid to its business. Mira Inform Private Limited ("MIPL") has collated information/data in the Report, which have not been verified unless otherwise specifically mentioned in the Report. The Subscriber shall independently verify the accuracy and correctness of the information/data before in any way acting upon the same. MIPL shall not be liable for any harm, injury, loss or damage caused to the Subscriber due to default by the Subscriber's debtors/beneficiaries in fulfilling their obligations of any nature whatsoever. This Report or any of its portion shall not be used as a documentary evidence or otherwise before any investigative agencies or forum of law. This Report is confidential and proprietary to MIPL. The Subscriber and/or any other person(s) may not reproduce, publish or disclose any of the contents of the Report to others without the express authorization of MIPL. This Report is prepared and issued to the Subscriber without any risk, responsibility or liability on the part of MIPL or its officials.

	<b>30.09.2018 (Unaudited)</b>	<b>30.06.2018 (Unaudited)</b>	<b>30.09.2018 (Unaudited)</b>
<b>Income from Operations</b>			
Sales/Income from Operations (Gross)	150840.200	123557.600	274397.800
b) Other Operating Income	199.500	80.500	280.000
<b>Total Income from Operations (Net)</b>	<b>151039.700</b>	<b>123638.100</b>	<b>274677.800</b>
<b>Expenses</b>			
Cost of Materials consumed	110683.900	90633.400	201317.300
Purchase of Stock-in-trade	4115.200	783.700	4898.900
Changes in inventories of finished goods, work-in-progress and stock-in-trade	-2634.100	-5581.300	-8215.400
Employee benefit expenses	1128.000	1282.900	2410.900
Depreciation and amortization expense	1076.100	1035.900	2112.000
Finance Costs	1054.700	984.800	2039.500
Excise Duty	30799.600	28348.200	59147.800
Impairment of Non Current Assets	02.600	00.300	02.900
Other expenses	4307.900	3618.200	7926.100
<b>Total Expenses</b>	<b>150533.900</b>	<b>121106.100</b>	<b>271640.000</b>
<b>Profit /(Loss) from ordinary activities after finance costs but before exceptional items</b>	<b>505.800</b>	<b>2532.000</b>	<b>3037.800</b>
Exceptional Items			
<b>Profit /(Loss) from ordinary activities before tax</b>	<b>505.800</b>	<b>2532.000</b>	<b>3037.800</b>
Tax Expense			
- Current Tax	130.800	575.800	706.600
- Deferred Tax	104.600	396.000	500.600
Total tax expense			
<b>Net Profit /(Loss) from ordinary activities after tax</b>	<b>270.400</b>	<b>1560.200</b>	<b>1830.600</b>
<b>Other Comprehensive Income /(Loss)(net of tax)(OCI)</b>			
Items that will not be reclassified to profit and loss:			
- Income Tax relating to items that will not be reclassified to profit or loss			
Items that may be reclassified to profit and loss:			
- Income Tax on items that may be reclassified to profit or loss			
<b>Total Other Comprehensive Income for the period</b>			
<b>Total Comprehensive Income/ (Loss) for the period</b>	<b>270.400</b>	<b>1560.200</b>	<b>1830.600</b>
Paid up equity share capital (Eq. shares of INR 10/- each)	1490.000	1490.000	1490.000
Reserve excluding revaluation reserves			
<b>Earnings per share (before/after extraordinary items) INR10/- each</b>			
Basic & Diluted	<b>1.82</b>	<b>10.48</b>	<b>12.29</b>

**DISCLAIMER** : This Report is **PRIVATE & CONFIDENTIAL** and it is prepared at the request of and for its use by the Subscriber only. The Subscriber shall use the contents of the Report merely as an aid to its business. Mira Inform Private Limited ("MIPL") has collated information/data in the Report, which have not been verified unless otherwise specifically mentioned in the Report. The Subscriber shall independently verify the accuracy and correctness of the information/data before in any way acting upon the same. MIPL shall not be liable for any harm, injury, loss or damage caused to the Subscriber due to default by the Subscriber's debtors/beneficiaries in fulfilling their obligations of any nature whatsoever. This Report or any of its portion shall not be used as a documentary evidence or otherwise before any investigative agencies or forum of law. This Report is confidential and proprietary to MIPL. The Subscriber and/or any other person(s) may not reproduce, publish or disclose any of the contents of the Report to others without the express authorization of MIPL. This Report is prepared and issued to the Subscriber without any risk, responsibility or liability on the part of MIPL or its officials.

PHYSICAL			
-Crude Throughput (in MMT)	<b>2.906</b>	<b>2.621</b>	<b>5.527</b>

**UNAUDITED STANDALONE OF ASSETS AND LIABILITIES AS AT SEPTEMBER 30, 2018**

<b>PARTICULAR</b>	<b>30.09.2018 (Unaudited)</b>
<b>ASSETS</b>	
<b>Non-current assets</b>	
Property, Plant and Equipment	56967.200
Capital work-in-progress	18602.900
Intangible Assets	239.700
Intangible in Joint Venture	118.300
<u>Financial Assets</u>	
-Investments	01.100
-Loans	430.900
-Other Financial assets	710.800
Other Non-current assets	330.600
<b>Total Non-Current Assets</b>	<b>77401.500</b>
<b>Current assets</b>	
Inventories	63484.800
<u>Financial Assets</u>	
-Trade receivables	22804.200
-Cash and cash equivalents	02.100
-Bank balances other than cash and cash equipments	1612.600
-Loans	274.300
-Other Financial assets	359.400
Other current assets	3054.700
<b>Total Current Assets</b>	<b>91592.100</b>
<b>TOTAL</b>	<b>168993.600</b>
<b>EQUITY AND LIABILITIES</b>	
<b>EQUITY</b>	
Equity Share Capital	1490.000
Other Equity	35584.400
<b>Total Shareholders' Funds</b>	<b>37074.400</b>
<b>LIABILITIES</b>	
<b>Non-Current Liabilities</b>	
<u>Financial liabilities</u>	
-Borrowings	5000.000
-Provisions	2449.600

**DISCLAIMER** : This Report is **PRIVATE & CONFIDENTIAL** and it is prepared at the request of and for its use by the Subscriber only. The Subscriber shall use the contents of the Report merely as an aid to its business. Mira Inform Private Limited ("MIPL") has collated information/data in the Report, which have not been verified unless otherwise specifically mentioned in the Report. The Subscriber shall independently verify the accuracy and correctness of the information/data before in any way acting upon the same. MIPL shall not be liable for any harm, injury, loss or damage caused to the Subscriber due to default by the Subscriber's debtors/beneficiaries in fulfilling their obligations of any nature whatsoever. This Report or any of its portion shall not be used as a documentary evidence or otherwise before any investigative agencies or forum of law. This Report is confidential and proprietary to MIPL. The Subscriber and/or any other person(s) may not reproduce, publish or disclose any of the contents of the Report to others without the express authorization of MIPL. This Report is prepared and issued to the Subscriber without any risk, responsibility or liability on the part of MIPL or its officials.

**CHENNAI PETROLEUM CORPORATION LIMITED - 541835**

**PAGE NO. : 32**

-Deferred tax Liabilities	2562.600
-Other non - current liabilities	18.700
<b>Total Non-current Liabilities</b>	<b>10030.900</b>
<b>Current Liabilities</b>	
Financial liabilities	
- borrowings	33564.800
Trade payables	
-Total outstanding dues of micro enterprises and small enterprises	09.900
- Total outstanding dues of creditors other than micro enterprises and small enterprises	52820.600
Other Financial liabilities	34945.600
Provisions	281.600
Current tax Liabilities (Net)	265.800
<b>Total Current Liabilities</b>	<b>121888.300</b>
<b>TOTAL</b>	<b>168993.600</b>

**CONTINGENT LIABILITIES:**

Contingent liabilities amounting to INR 6914.211 million (2017: INR 6518.402 Million) are as under

(i) INR 252.031 Million (2017: INR 53.966 Million) being the demands raised by the Central Excise/ Customs/Service Tax Authorities including interest of INR 80.762 Million (2017: INR 18.974 Million)

(ii) INR 5299.844 Million (2017: INR 5059.222 Million) being the demands raised by the VAT/ Sales Tax Authorities and includes no interest (2017: nil)

(iii) INR 981.598 Million (2017: INR 1000.251 Million) in respect of Income Tax demands including interest of INR 480.251 Million (2017: INR 258.258 Million)

(iv) INR 380.738 Million (2017: INR 404.963 Million including INR 23.968 Million (2017: INR 224.164 Million) on account of projects for which suits have been filed in the courts or cases are lying with Arbitrator. This includes interest of INR 86.783 Million (2017: INR 82.775 Million)

The company has not considered those disputed demands/ claims as contingent liabilities, for which, the outflow of resources has been considered as remote.

**CMT REPORT (Corruption, Money Laundering & Terrorism]**

The Public Notice information has been collected from various sources including but not limited to: **The Courts, India Prisons Service, Interpol, etc.**

**1] INFORMATION ON DESIGNATED PARTY**

**DISCLAIMER** : This Report is **PRIVATE & CONFIDENTIAL** and it is prepared at the request of and for its use by the Subscriber only. The Subscriber shall use the contents of the Report merely as an aid to its business. Mira Inform Private Limited ("MIPL") has collated information/data in the Report, which have not been verified unless otherwise specifically mentioned in the Report. The Subscriber shall independently verify the accuracy and correctness of the information/data before in any way acting upon the same. MIPL shall not be liable for any harm, injury, loss or damage caused to the Subscriber due to default by the Subscriber's debtors/beneficiaries in fulfilling their obligations of any nature whatsoever. This Report or any of its portion shall not be used as a documentary evidence or otherwise before any investigative agencies or forum of law. This Report is confidential and proprietary to MIPL. The Subscriber and/or any other person(s) may not reproduce, publish or disclose any of the contents of the Report to others without the express authorization of MIPL. This Report is prepared and issued to the Subscriber without any risk, responsibility or liability on the part of MIPL or its officials.

No exist designating subject or any of its beneficial owners, controlling shareholders or senior officers as terrorist or terrorist organization or whom notice had been received that all financial transactions involving their assets have been blocked or convicted, found guilty or against whom a judgement or order had been entered in a proceedings for violating money-laundering, anti-corruption or bribery or international economic or anti-terrorism sanction laws or whose assets were seized, blocked, frozen or ordered forfeited for violation of money laundering or international anti-terrorism laws.

**2] Court Declaration :**

No exist to suggest that subject is or was the subject of any formal or informal allegations, prosecutions or other official proceeding for making any prohibited payments or other improper payments to government officials for engaging in prohibited transactions or with designated parties.

**3] Asset Declaration :**

No records exist to suggest that the property or assets of the subject are derived from criminal conduct or a prohibited transaction.

**4] Record on Financial Crime :**

Charges or conviction registered against subject: **None**

**5] Records on Violation of Anti-Corruption Laws :**

Charges or investigation registered against subject: **None**

**6] Records on Int'l Anti-Money Laundering Laws/Standards :**

Charges or investigation registered against subject: **None**

**7] Criminal Records**

No available information exist that suggest that subject or any of its principals have been formally charged or convicted by a competent governmental authority for any financial crime or under any formal investigation by a competent government authority for any violation of anti-corruption laws or international anti-money laundering laws or standard.

**8] Affiliation with Government :**

No record exists to suggest that any director or indirect owners, controlling shareholders, director, officer or employee of the company is a government official or a family member or close business associate of a Government official.

**9] Compensation Package :**

Our market survey revealed that the amount of compensation sought by the subject is fair and reasonable and comparable to compensation paid to others for similar services.

**10] Press Report :**

No press reports / filings exists on the subject.

**CORPORATE GOVERNANCE**

MIRA INFORM as part of its Due Diligence do provide comments on Corporate Governance to identify management and governance. These factors often have been predictive and in some cases have created vulnerabilities to credit deterioration.

**CHENNAI PETROLEUM CORPORATION LIMITED - 541835**

**PAGE NO. : 34**

Our Governance Assessment focuses principally on the interactions between a company's management, its Board of Directors, Shareholders and other financial stakeholders.

**CONTRAVENTION**

Subject is not known to have contravened any existing local laws, regulations or policies that prohibit, restrict or otherwise affect the terms and conditions that could be included in the agreement with the subject.

**FOREIGN EXCHANGE RATES**

Currency	Unit	INR
US Dollar	1	INR 69.66
UK Pound	1	INR 89.08
Euro	1	INR 79.36

**INFORMATION DETAILS**

<b>Information Gathered by :</b>	KAM
<b>Analysis Done by :</b>	NIS
<b>Report Prepared by :</b>	SUPI

**SCORE FACTORS**

DEMERIT POINTS		
--BANK CHARGES	YES/NO	YES
--LITIGATION	YES/NO	NO
--OTHER ADVERSE INFORMATION	YES/NO	NO

**DISCLAIMER :** This Report is **PRIVATE & CONFIDENTIAL** and it is prepared at the request of and for its use by the Subscriber only. The Subscriber shall use the contents of the Report merely as an aid to its business. Mira Inform Private Limited ("MIPL") has collated information/data in the Report, which have not been verified unless otherwise specifically mentioned in the Report. The Subscriber shall independently verify the accuracy and correctness of the information/data before in any way acting upon the same. MIPL shall not be liable for any harm, injury, loss or damage caused to the Subscriber due to default by the Subscriber's debtors/beneficiaries in fulfilling their obligations of any nature whatsoever. This Report or any of its portion shall not be used as a documentary evidence or otherwise before any investigative agencies or forum of law. This Report is confidential and proprietary to MIPL. The Subscriber and/or any other person(s) may not reproduce, publish or disclose any of the contents of the Report to others without the express authorization of MIPL. This Report is prepared and issued to the Subscriber without any risk, responsibility or liability on the part of MIPL or its officials.

**CHENNAI PETROLEUM CORPORATION LIMITED - 541835**

**PAGE NO. : 35**

MERIT POINTS		
--SOLE DISTRIBUTORSHIP	YES/NO	NO
--EXPORT ACTIVITIES	YES/NO	NO
--AFFILIATION	YES/NO	YES
--LISTED	YES/NO	YES
--OTHER MERIT FACTORS	YES/NO	YES

**RATING EXPLANATIONS**

Credit Rating	Explanation	Rating Comments
A++	Minimum Risk	Business dealings permissible with minimum risk of default
A+	Low Risk	Business dealings permissible with low risk of default
A	Acceptable Risk	Business dealings permissible with moderate risk of default
B	Medium Risk	Business dealings permissible on a regular monitoring basis
C	Medium High Risk	Business dealings permissible preferably on secured basis
D	High Risk	Business dealing not recommended or on secured terms only
NB	New Business	No recommendation can be done due to business in infancy stage
NT	No Trace	No recommendation can be done as the business is not traceable

NB is stated where there is insufficient information to facilitate rating. However, it is not to be considered as unfavourable.

This score serves as a reference to assess SC's credit risk and to set the amount of credit to be extended. It is calculated from a composite of weighted scores obtained from each of the major sections of this report. The assessed factors are as follows:

- Financial condition covering various ratios
- Company background and operations size
- Promoters / Management background
- Payment record
- Litigation against the subject
- Industry scenario / competitor analysis
- Supplier / Customer / Banker review (wherever available)