

## MIRA INFORM REPORT

<b>Report No. :</b>	541912
<b>Report Date :</b>	03.12.2018

### IDENTIFICATION DETAILS

<b>Name :</b>	EX-BUZZ FIRE & SECURITY PRIVATE LIMITED
<b>Registered Office :</b>	27, Linkway Estate, Ground Floor, Linking Road, Near Chincholi Fire Brigade, Malad (West), Mumbai – 400064, Maharashtra
<b>Mobile No.:</b>	91-9930381930 (Mr. Mithil Lapasia)
<b>Country :</b>	India
<b>Financials (as on) :</b>	31.03.2017
<b>Date of Incorporation :</b>	07.07.2009
<b>CIN No.:</b> [Company Identification No.]	U52190MH2009PTC193862
<b>Capital Investment / Paid-up Capital :</b>	INR 5.000 Million
<b>PAN No.:</b> [Permanent Account No.]	AACCE4385M
<b>GSTN :</b> [Goods & Service Tax Registration No.]	27AACCE4385M1Z7 – Maharashtra 24AACCE4385M1ZD - Gujarat
<b>Legal Form :</b>	Private Limited Liability Company
<b>Line of Business :</b>	<ul style="list-style-type: none"> <li>• Manufacturer, Supplier and Deal in all Customized Solution Providers for fire and Electronic Security Systems / Turnkey Contracts, Fire Alarm, Fire Hydrant, Sprinkler Systems, CCTV, Access Control and BMS. [As per Memorandum of Association (Registry Documents)]</li> <li>• Trading and Supplying Installation of Texting and Commission of fire alarm system and firefighting systems. [Confirmed by management]</li> </ul>
<b>No. of Employees :</b>	45 (Approximately)

**RATING & COMMENTS**

(Mira Inform has adopted New Rating mechanism w.e.f. 23<sup>rd</sup> January 2017)

**MIRA's Rating :**

**A**

Credit Rating	Explanation	Rating Comments
A	Acceptable Risk	Business dealings permissible with moderate risk of default

<b>Status :</b>	Satisfactory
<b>Payment Behaviour :</b>	Slow but correct
<b>Litigation :</b>	Clear
<b>Comments :</b>	<p>Subject is an established company incorporated in the year 2009 having satisfactory track record.</p> <p>For the financial year ended 2017, the company has witnessed a growth in its revenue and has achieved fair profit margin at 1.95% (approx.)</p> <p>The company possesses an acceptable financial profile marked by satisfactory net worth base along with favourable gap between trade payables to its trade receivables</p> <p>However, the rating strength is partially offset by excess of borrowings recorded by the company</p> <p>Trade relations are reported as fair. Business is active. Payment terms are seems to be slow but correct.</p> <p>The company can be considered for business dealings at usual trade terms and conditions.</p>

**NOTES :**

Any query related to this report can be made on e-mail : [infodept@mirainform.com](mailto:infodept@mirainform.com) while quoting report number, name and date.

**ECGC Country Risk Classification List**

Country Name	Previous Rating (30.06.2018)	Current Rating (30.09.2018)
India	A1	A1

Risk Category	ECGC Classification
Insignificant	A1
Low Risk	A2
Moderately Low Risk	B1

**DISCLAIMER :** This Report is **PRIVATE & CONFIDENTIAL** and it is prepared at the request of and for its use by the Subscriber only. The Subscriber shall use the contents of the Report merely as an aid to its business. Mira Inform Private Limited ("MIPL") has collated information/data in the Report, which have not been verified unless otherwise specifically mentioned in the Report. The Subscriber shall independently verify the accuracy and correctness of the information/data before in any way acting upon the same. MIPL shall not be liable for any harm, injury, loss or damage caused to the Subscriber due to default by the Subscriber's debtors/beneficiaries in fulfilling their obligations of any nature whatsoever. This Report or any of its portion shall not be used as a documentary evidence or otherwise before any investigative agencies or forum of law. This Report is confidential and proprietary to MIPL. The Subscriber and/or any other person(s) may not reproduce, publish or disclose any of the contents of the Report to others without the express authorization of MIPL. This Report is prepared and issued to the Subscriber without any risk, responsibility or liability on the part of MIPL or its officials.

Moderate Risk	B2
Moderately High Risk	C1
High Risk	C2
Very High Risk	D

**EXTERNAL AGENCY RATING**

**NOT AVAILABLE**

**RBI DEFAULTERS' LIST STATUS**

Subject's name is not enlisted as a defaulter in the publicly available RBI Defaulters' list.

**EPF (Employee Provident Fund) DEFAULTERS' LIST STATUS**

Subject's name is not enlisted as a defaulter in the publicly available EPF (Employee Provident Fund) Defaulters' list as of 31-03-2018.

**BIFR (Board for Industrial & Financial Reconstruction) LISTING STATUS**

Subject's name is not listed as a Sick Unit in the publicly available BIFR (Board for Industrial & Financial Reconstruction) list as of 03.12.2018

**IBBI (Insolvency and Bankruptcy Board of India) LISTING STATUS**

Subject's name is not listed in the publicly available IBBI (Insolvency and Bankruptcy Board of India) list as of report date.

**INFORMATION PARTED BY**

<b>Name :</b>	Mr. Mithil Lapasia
<b>Designation :</b>	Accounts Department
<b>Contact No.:</b>	91-9930381930
<b>Date :</b>	28.11.2018

**LOCATIONS**

<b>Registered Office / Warehouse:</b>	27, Linkway Estate, Ground Floor, Linking Road, Near Chincholi Fire Brigade, Malad (West), Mumbai – 400064, Maharashtra, India
<b>Tel. No.:</b>	91-22-42108100
<b>Mobile No.:</b>	91-9930381930 (Mr. Mithal Lapasia)
<b>Fax No.:</b>	Not Available
<b>E-Mail :</b>	<a href="mailto:mamta@exbuzz.in">mamta@exbuzz.in</a>

**DISCLAIMER :** This Report is **PRIVATE & CONFIDENTIAL** and it is prepared at the request of and for its use by the Subscriber only. The Subscriber shall use the contents of the Report merely as an aid to its business. Mira Inform Private Limited ("MIPL") has collated information/data in the Report, which have not been verified unless otherwise specifically mentioned in the Report. The Subscriber shall independently verify the accuracy and correctness of the information/data before in any way acting upon the same. MIPL shall not be liable for any harm, injury, loss or damage caused to the Subscriber due to default by the Subscriber's debtors/beneficiaries in fulfilling their obligations of any nature whatsoever. This Report or any of its portion shall not be used as a documentary evidence or otherwise before any investigative agencies or forum of law. This Report is confidential and proprietary to MIPL. The Subscriber and/or any other person(s) may not reproduce, publish or disclose any of the contents of the Report to others without the express authorization of MIPL. This Report is prepared and issued to the Subscriber without any risk, responsibility or liability on the part of MIPL or its officials.

**DIRECTORS**

**AS ON 31.03.2018**

<b>Name :</b>	Mr. Kiran Vithaldas Asher
<b>Designation :</b>	Managing Director
<b>Address :</b>	Flat No.1701, Lakshchandi Tower, SV Road, Kandivali West, Mumbai -400067, Maharashtra, India
<b>Date of Appointment :</b>	07.07.2009
<b>DIN No.:</b>	02567991
<b>Name :</b>	Mr. Panna Kiran Asher
<b>Designation :</b>	Director
<b>Address :</b>	D-501 Shreeram Apartment, S.V. Road, Behind Milap Cinema, Mumbai 400067, Maharashtra, India
<b>Date of Appointment :</b>	07.07.2009
<b>DIN No.:</b>	02568062
<b>Name :</b>	Mr. Chintu Asher Kiran
<b>Designation :</b>	Director
<b>Address :</b>	D-201 Shreeram CHS, S.V. Road, Behind Milap Cinema, Mumbai 400067, Maharashtra, India
<b>Date of Appointment :</b>	07.07.2009
<b>DIN No.:</b>	02568082
<b>Name :</b>	Ms. Mamta Chintu Asher
<b>Designation :</b>	Director
<b>Address :</b>	Flat No 1701, 17th Floor, Lakshchandi Tower, S V Road, Mumbai - 400067, Maharashtra, India
<b>Date of Appointment :</b>	07.07.2009
<b>DIN No.:</b>	02568121

**KEY EXECUTIVES**

<b>Name :</b>	Mr. Mithil Lapasia
<b>Designation :</b>	Accounts Department

**MAJOR SHAREHOLDERS**

**AS ON 31.03.2017**

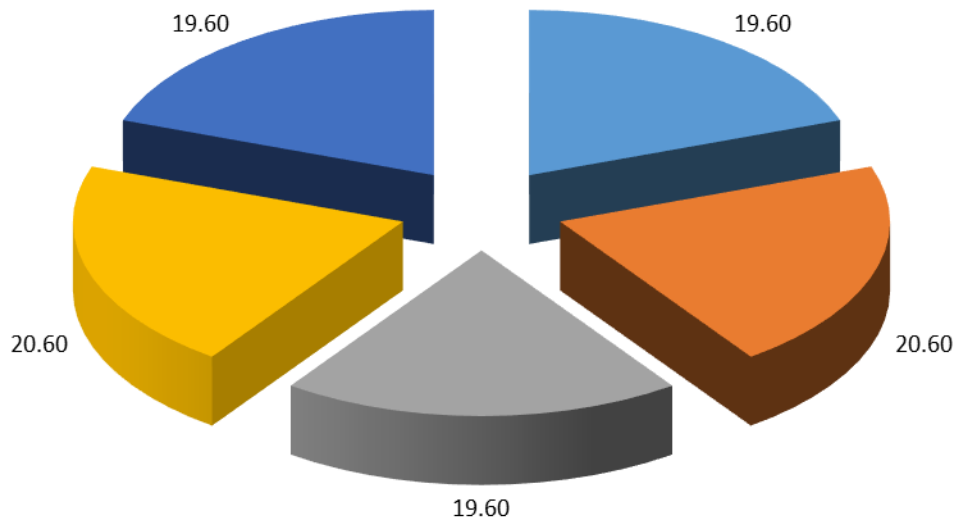
<b>Names of Shareholders</b>	<b>No. of Shares</b>	<b>% of Holding</b>
------------------------------	----------------------	---------------------

**DISCLAIMER :** This Report is **PRIVATE & CONFIDENTIAL** and it is prepared at the request of and for its use by the Subscriber only. The Subscriber shall use the contents of the Report merely as an aid to its business. Mira Inform Private Limited ("MIPL") has collated information/data in the Report, which have not been verified unless otherwise specifically mentioned in the Report. The Subscriber shall independently verify the accuracy and correctness of the information/data before in any way acting upon the same. MIPL shall not be liable for any harm, injury, loss or damage caused to the Subscriber due to default by the Subscriber's debtors/beneficiaries in fulfilling their obligations of any nature whatsoever. This Report or any of its portion shall not be used as a documentary evidence or otherwise before any investigative agencies or forum of law. This Report is confidential and proprietary to MIPL. The Subscriber and/or any other person(s) may not reproduce, publish or disclose any of the contents of the Report to others without the express authorization of MIPL. This Report is prepared and issued to the Subscriber without any risk, responsibility or liability on the part of MIPL or its officials.

Chintu Asher Kiran	98000	19.60
Panna Kiran Asher	103000	20.60
Kiran Vithaldas Asher	98000	19.60
Mamta Chintu Asher	103000	20.60
Hetal Kalsaria	98000	19.60
<b>Total</b>	<b>500000</b>	<b>100.00</b>

### Share holding pattern

■ Chintu Asher Kiran ■ Panna Kiran Asher ■ Kiran Vithaldas Asher ■ Mamta Chintu Asher ■ Hetal Kalsaria



#### Equity Share Break up (Percentage of Total Equity)

AS ON 29.09.2017

Category	Percentage
Promoters- Individual/Hindu Undivided Family- Indian	100.00
<b>Total</b>	<b>100.00</b>

#### BUSINESS DETAILS

<b>Line of Business :</b>	• Manufacturer, Supplier and Deal in all Customized Solution Providers
---------------------------	--

**DISCLAIMER :** This Report is **PRIVATE & CONFIDENTIAL** and it is prepared at the request of and for its use by the Subscriber only. The Subscriber shall use the contents of the Report merely as an aid to its business. Mira Inform Private Limited ("MIPL") has collated information/data in the Report, which have not been verified unless otherwise specifically mentioned in the Report. The Subscriber shall independently verify the accuracy and correctness of the information/data before in any way acting upon the same. MIPL shall not be liable for any harm, injury, loss or damage caused to the Subscriber due to default by the Subscriber's debtors/beneficiaries in fulfilling their obligations of any nature whatsoever. This Report or any of its portion shall not be used as a documentary evidence or otherwise before any investigative agencies or forum of law. This Report is confidential and proprietary to MIPL. The Subscriber and/or any other person(s) may not reproduce, publish or disclose any of the contents of the Report to others without the express authorization of MIPL. This Report is prepared and issued to the Subscriber without any risk, responsibility or liability on the part of MIPL or its officials.

	for fire and Electronic Security Systems / Turnkey Contracts, Fire Alarm, Fire Hydrant, Sprinkler Systems, CCTV, Access Control and BMS. [As per Memorandum of Association (Registry Documents)]	
	<ul style="list-style-type: none"> <li>Trading and Supplying Installation of Texting and Commission of fire alarm system and firefighting systems. [Confirmed by management]</li> </ul>	
<b>Products / Services :</b>	<b>Name and Description of main products / services</b>	<b>NIC Code of the Product/service</b>
	Fire Alarms and Related activity	85311020
<b>Brand Names :</b>	Not Available	
<b>Agencies Held :</b>	Not Available	
<b>Exports :</b>	Not Available	
<b>Imports :</b>	Not Available	
<b>Terms :</b>		
<b>Selling :</b>	Advance Payment and Cheque	
<b>Purchasing :</b>	Advance Payment and Cheque	

**PRODUCTION STATUS – (NOT AVAILABLE)**

**GENERAL INFORMATION**

<b>Suppliers :</b>	<b>Reference :</b>	Not Divulged
	<b>Name of the Person :</b>	--
	<b>Contact No.:</b>	--
	<b>Since How Long Known :</b>	--
	<b>Maximum Limit Dealt :</b>	--
	<b>Experience :</b>	--
	<b>Remark:</b>	--
<b>Customers :</b>	Wholesalers	
	<b>Reference :</b>	Not Divulged
	<b>Name of the Person :</b>	--
	<b>Contact No.:</b>	--
	<b>Since How Long Known :</b>	--
	<b>Maximum Limit Dealt :</b>	--
	<b>Experience :</b>	--
<b>Remark:</b>	--	

<b>No. of Employees :</b>	45 (Approximately)		
<b>Bankers :</b>	<b>Banker Name :</b>	Bank of India	
	<b>Branch :</b>	Link Road, Malad (West), Mumbai, Maharashtra, India	
	<b>Person Name (With Designation) :</b>	--	
	<b>Contact Number :</b>	91-22-28770022/28732457 (Not Working)	
	<b>Name of Account Holder :</b>	--	
	<b>Account Number :</b>	--	
	<b>Account Since (Date/Year of Account Opening) :</b>	--	
	<b>Average Balance Maintained :</b>	--	
	<b>Credit Facilities Enjoyed (CC/OD/Term Loan) :</b>	--	
	<b>Account Operation :</b>	--	
<b>Remark :</b>	--		
<b>Facilities :</b>	<b>(INR In Million)</b>		
	<b>SECURED LOAN</b>	<b>As on 31.03.2017</b>	<b>As on 31.03.2016</b>
	<b>SHORT TERM BORROWING</b>		
	From Banks : Bank of India CC A/c 012730110000023 (Secured by hypothecation of stock)	38.815	21.934
	<b>Total</b>	<b>38.815</b>	<b>21.934</b>

<b>Auditors :</b>	
<b>Name :</b>	Pradeep J Jain and Company Chartered Accountants
<b>Address :</b>	412, Dimple Arcade, Asha Nagar, Thakur Complex, Kandivali East, Mumbai – 400101, Maharashtra, India
<b>PAN N Income-tax PAN of auditor or auditor's firm :</b>	AKXPJ4774F
<b>Memberships :</b>	Not Available
<b>Collaborators :</b>	Not Available
<b>Associates/Subsidiaries :</b>	--

**CAPITAL STRUCTURE**

**AS ON 31.03.2017**

**DISCLAIMER :** This Report is **PRIVATE & CONFIDENTIAL** and it is prepared at the request of and for its use by the Subscriber only. The Subscriber shall use the contents of the Report merely as an aid to its business. Mira Inform Private Limited ("MIPL") has collated information/data in the Report, which have not been verified unless otherwise specifically mentioned in the Report. The Subscriber shall independently verify the accuracy and correctness of the information/data before in any way acting upon the same. MIPL shall not be liable for any harm, injury, loss or damage caused to the Subscriber due to default by the Subscriber's debtors/beneficiaries in fulfilling their obligations of any nature whatsoever. This Report or any of its portion shall not be used as a documentary evidence or otherwise before any investigative agencies or forum of law. This Report is confidential and proprietary to MIPL. The Subscriber and/or any other person(s) may not reproduce, publish or disclose any of the contents of the Report to others without the express authorization of MIPL. This Report is prepared and issued to the Subscriber without any risk, responsibility or liability on the part of MIPL or its officials.

**Authorised Capital :**

No. of Shares	Type	Value	Amount
500000	Equity Shares	INR 10/- each	INR 5.000 Million

**Issued, Subscribed & Paid-up Capital :**

No. of Shares	Type	Value	Amount
500000	Equity Shares	INR 10/- each	INR 5.000 Million

**FINANCIAL DATA**  
*[all figures are INR Million]*

**ABRIDGED BALANCE SHEET**

SOURCES OF FUNDS	31.03.2017	31.03.2016	31.03.2015
<b>I. EQUITY AND LIABILITIES</b>			
(1) Shareholders' Funds			
(a) Share Capital	5.000	5.000	5.000
(b) Reserves & Surplus	8.770	6.748	4.744
(c) Money received against share warrants	0.000	0.000	0.000
(2) Share Application money pending allotment	0.000	0.000	0.000
<b>Total Shareholders' Funds (1) + (2)</b>	<b>13.770</b>	<b>11.748</b>	<b>9.744</b>
(3) Non-Current Liabilities			
(a) long-term borrowings	0.000	0.000	0.000
(b) Deferred tax liabilities (Net)	0.166	0.014	0.015
(c) Other long term liabilities	0.000	0.000	0.000
(d) long-term provisions	0.000	0.000	0.000
<b>Total Non-current Liabilities (3)</b>	<b>0.166</b>	<b>0.014</b>	<b>0.015</b>
(4) Current Liabilities			
(a) Short term borrowings	41.708	26.277	25.391
(b) Trade payables	11.940	26.541	20.901
(c) Other current liabilities	1.168	1.752	2.514
(d) Short-term provisions	0.918	0.946	0.860
<b>Total Current Liabilities (4)</b>	<b>55.734</b>	<b>55.516</b>	<b>49.666</b>
<b>TOTAL</b>	<b>69.670</b>	<b>67.278</b>	<b>59.425</b>
<b>II. ASSETS</b>			
(1) Non-current assets			
(a) Fixed Assets			
(i) Tangible assets	2.236	3.007	1.235
(ii) Intangible Assets	0.000	0.000	0.000
(iii) Capital work-in-progress	0.000	0.000	0.000
(iv) Intangible assets under development	0.000	0.000	0.000
(b) Non-current Investments	0.000	0.000	0.000
(c) Deferred tax assets (net)	0.000	0.000	0.000
(d) Long-term Loan and Advances	0.587	0.463	0.376
(e) Other Non-current assets	0.000	0.000	0.000
<b>Total Non-Current Assets</b>	<b>2.823</b>	<b>3.470</b>	<b>1.611</b>

**DISCLAIMER** : This Report is **PRIVATE & CONFIDENTIAL** and it is prepared at the request of and for its use by the Subscriber only. The Subscriber shall use the contents of the Report merely as an aid to its business. Mira Inform Private Limited ("MIPL") has collated information/data in the Report, which have not been verified unless otherwise specifically mentioned in the Report. The Subscriber shall independently verify the accuracy and correctness of the information/data before in any way acting upon the same. MIPL shall not be liable for any harm, injury, loss or damage caused to the Subscriber due to default by the Subscriber's debtors/beneficiaries in fulfilling their obligations of any nature whatsoever. This Report or any of its portion shall not be used as a documentary evidence or otherwise before any investigative agencies or forum of law. This Report is confidential and proprietary to MIPL. The Subscriber and/or any other person(s) may not reproduce, publish or disclose any of the contents of the Report to others without the express authorization of MIPL. This Report is prepared and issued to the Subscriber without any risk, responsibility or liability on the part of MIPL or its officials.

(2) Current assets			
(a) Current investments	0.000	0.000	0.000
(b) Inventories	20.736	18.405	10.248
(c) Trade receivables	31.960	38.425	39.097
(d) Cash and cash equivalents	8.766	2.121	1.287
(e) Short-term loans and advances	2.494	2.826	6.769
(f) Other current assets	2.891	2.031	0.413
<b>Total Current Assets</b>	<b>66.847</b>	<b>63.808</b>	<b>57.814</b>
<b>TOTAL</b>	<b>69.670</b>	<b>67.278</b>	<b>59.425</b>

**PROFIT & LOSS ACCOUNT**

	<b>PARTICULARS</b>	<b>31.03.2017</b>	<b>31.03.2016</b>	<b>31.03.2015</b>
	<b>SALES</b>			
	Income	103.598	92.855	96.669
	Other Income	(0.198)	0.327	0.174
	<b>TOTAL</b>	<b>103.400</b>	<b>93.182</b>	<b>96.843</b>
<b>Less</b>	<b>EXPENSES</b>			
	Purchases	53.376	46.600	51.837
	Changes in inventories of finished goods, work-in-progress and Stock-in-Trade	17.255	15.763	0.000
	Employees benefits expense	24.001	24.241	14.403
	Other expenses			24.210
	<b>TOTAL</b>	<b>94.632</b>	<b>86.604</b>	<b>90.450</b>
	<b>PROFIT/ (LOSS) BEFORE INTEREST, TAX, DEPRECIATION AND AMORTISATION</b>	<b>8.768</b>	<b>6.578</b>	<b>6.393</b>
<b>Less</b>	<b>FINANCIAL EXPENSES</b>	<b>5.008</b>	<b>3.347</b>	<b>3.639</b>
	<b>PROFIT / (LOSS) BEFORE TAX, DEPRECIATION AND AMORTISATION</b>	<b>3.760</b>	<b>3.231</b>	<b>2.754</b>
<b>Less/ Add</b>	<b>DEPRECIATION/ AMORTISATION</b>	<b>0.704</b>	<b>0.391</b>	<b>0.392</b>
	<b>PROFIT/ (LOSS) BEFORE TAX</b>	<b>3.056</b>	<b>2.840</b>	<b>2.362</b>
<b>Less</b>	<b>TAX</b>	<b>1.034</b>	<b>0.836</b>	<b>1.364</b>
	<b>PROFIT/ (LOSS) AFTER TAX</b>	<b>2.022</b>	<b>2.004</b>	<b>0.998</b>
	<b>Earnings / (Loss) Per Share (INR)</b>	<b>4.04</b>	<b>4.01</b>	<b>2.00</b>

**DISCLAIMER** : This Report is **PRIVATE & CONFIDENTIAL** and it is prepared at the request of and for its use by the Subscriber only. The Subscriber shall use the contents of the Report merely as an aid to its business. Mira Inform Private Limited ("MIPL") has collated information/data in the Report, which have not been verified unless otherwise specifically mentioned in the Report. The Subscriber shall independently verify the accuracy and correctness of the information/data before in any way acting upon the same. MIPL shall not be liable for any harm, injury, loss or damage caused to the Subscriber due to default by the Subscriber's debtors/beneficiaries in fulfilling their obligations of any nature whatsoever. This Report or any of its portion shall not be used as a documentary evidence or otherwise before any investigative agencies or forum of law. This Report is confidential and proprietary to MIPL. The Subscriber and/or any other person(s) may not reproduce, publish or disclose any of the contents of the Report to others without the express authorization of MIPL. This Report is prepared and issued to the Subscriber without any risk, responsibility or liability on the part of MIPL or its officials.

Particulars			31.03.2018
Sales Turnover (Approximately)			90.000

Expected Sales (2018-2019): INR 110.000 Million (Due to business growth)

The above information has been parted by Mr. Mithil Lapasia (Accounts Department)

**CURRENT MATURITIES OF LONG TERM DEBT DETAILS**

Particulars	31.03.2017	31.03.2016	31.03.2015
Current Maturities of Long term debt	NA	NA	NA
Cash generated from operations	NA	NA	NA
Net cash flows from (used in) operations	NA	NA	NA

**KEY RATIOS**

**EFFICIENCY RATIOS**

PARTICULARS	31.03.2017	31.03.2016	31.03.2015
Average Collection Days (Sundry Debtors / Income * 365 Days)	112.60	151.04	147.62
Account Receivables Turnover (Income / Sundry Debtors)	3.24	2.42	2.47
Average Payment Days (Sundry Creditors / Purchases * 365 Days)	81.65	207.89	147.17
Inventory Turnover (Operating Income / Inventories)	0.42	0.36	0.62
Asset Turnover (Operating Income / Net Fixed Assets)	3.92	2.19	5.18

**LEVERAGE RATIOS**

PARTICULARS	31.03.2017	31.03.2016	31.03.2015
Debt Ratio ((Borrowing + Current Liabilities) / Total Assets)	0.80	0.83	0.84

**DISCLAIMER** : This Report is **PRIVATE & CONFIDENTIAL** and it is prepared at the request of and for its use by the Subscriber only. The Subscriber shall use the contents of the Report merely as an aid to its business. Mira Inform Private Limited ("MIPL") has collated information/data in the Report, which have not been verified unless otherwise specifically mentioned in the Report. The Subscriber shall independently verify the accuracy and correctness of the information/data before in any way acting upon the same. MIPL shall not be liable for any harm, injury, loss or damage caused to the Subscriber due to default by the Subscriber's debtors/beneficiaries in fulfilling their obligations of any nature whatsoever. This Report or any of its portion shall not be used as a documentary evidence or otherwise before any investigative agencies or forum of law. This Report is confidential and proprietary to MIPL. The Subscriber and/or any other person(s) may not reproduce, publish or disclose any of the contents of the Report to others without the express authorization of MIPL. This Report is prepared and issued to the Subscriber without any risk, responsibility or liability on the part of MIPL or its officials.

Debt Equity Ratio (Total Liability / Networth)	3.03	2.24	2.61
Current Liabilities to Networth (Current Liabilities / Net Worth)	4.05	4.73	5.10
Fixed Assets to Networth (Net Fixed Assets / Networth)	0.16	0.26	0.13
Interest Coverage Ratio (PBIT / Financial Charges)	1.75	1.97	1.76

**PROFITABILITY RATIOS**

PARTICULARS		31.03.2017	31.03.2016	31.03.2015
Net Profit Margin ((PAT / Sales) * 100)	%	1.95	2.16	1.03
Return on Total Assets ((PAT / Total Assets) * 100)	%	2.90	2.98	1.68
Return on Investment (ROI) ((PAT / Networth) * 100)	%	14.68	17.06	10.24

**SOLVENCY RATIOS**

PARTICULARS		31.03.2017	31.03.2016	31.03.2015
Current Ratio (Current Assets / Current Liabilities)		1.20	1.15	1.16
Quick Ratio ((Current Assets – Inventories) / Current Liabilities)		0.83	0.82	0.96
G-Score Ratio Financial (Networth / Total Assets)		0.20	0.17	0.16
G-Score Ratio Debt (Debts / Equity Capital)		8.34	5.26	5.08
G-Score Ratio Liquidity (Total Current Assets / Total Current Liabilities)		1.20	1.15	1.16

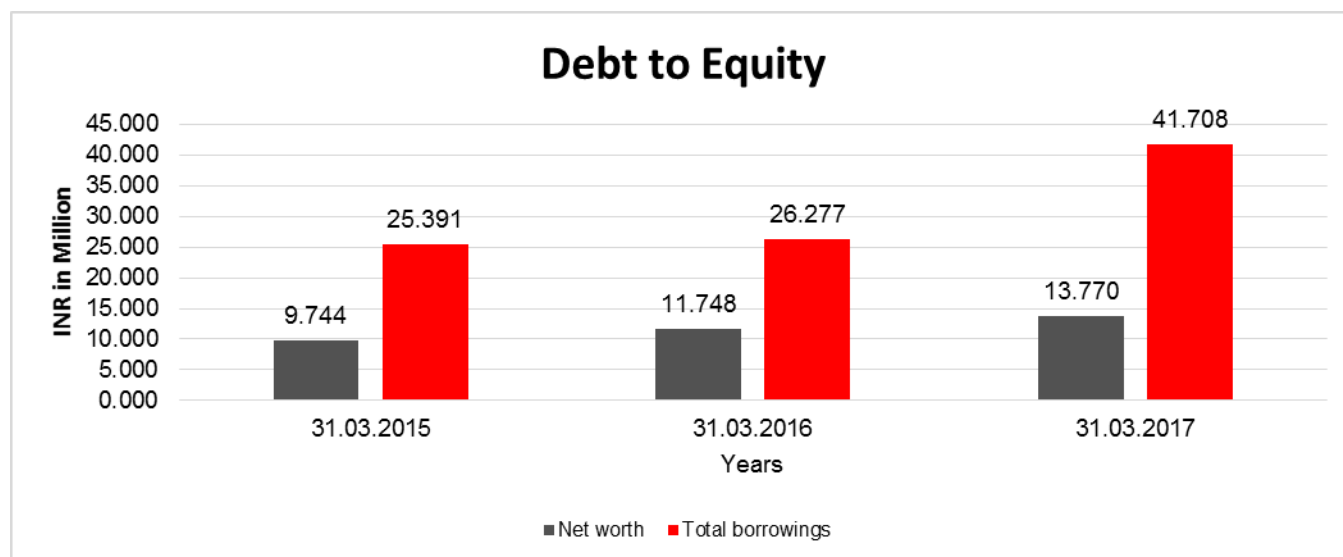
Total Liability = Short-term Debt + Long-term Debt + Current Maturities of Long-term debts

**DISCLAIMER** : This Report is **PRIVATE & CONFIDENTIAL** and it is prepared at the request of and for its use by the Subscriber only. The Subscriber shall use the contents of the Report merely as an aid to its business. Mira Inform Private Limited ("MIPL") has collated information/data in the Report, which have not been verified unless otherwise specifically mentioned in the Report. The Subscriber shall independently verify the accuracy and correctness of the information/data before in any way acting upon the same. MIPL shall not be liable for any harm, injury, loss or damage caused to the Subscriber due to default by the Subscriber's debtors/beneficiaries in fulfilling their obligations of any nature whatsoever. This Report or any of its portion shall not be used as a documentary evidence or otherwise before any investigative agencies or forum of law. This Report is confidential and proprietary to MIPL. The Subscriber and/or any other person(s) may not reproduce, publish or disclose any of the contents of the Report to others without the express authorization of MIPL. This Report is prepared and issued to the Subscriber without any risk, responsibility or liability on the part of MIPL or its officials.

**FINANCIAL ANALYSIS**  
*[all figures are INR Million]*

**DEBT EQUITY RATIO**

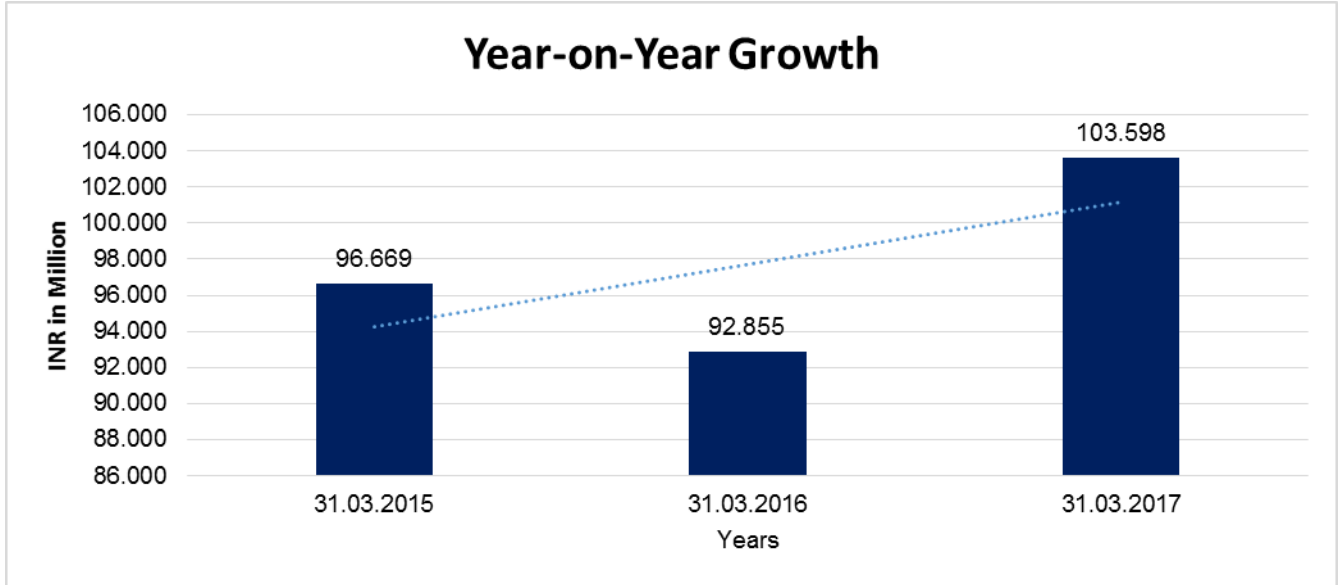
Particular	31.03.2015	31.03.2016	31.03.2017
	INR In Million	INR In Million	INR In Million
Share Capital	5.000	5.000	5.000
Reserves & Surplus	4.744	6.748	8.770
Share Application money pending allotment	0.000	0.000	0.000
<b>Net worth</b>	<b>9.744</b>	<b>11.748</b>	<b>13.770</b>
Long Term borrowings	0.000	0.000	0.000
Short Term borrowings	25.391	26.277	41.708
<b>Total borrowings</b>	<b>25.391</b>	<b>26.277</b>	<b>41.708</b>
<b>Debt/Equity ratio</b>	<b>2.606</b>	<b>2.237</b>	<b>3.029</b>



**YEAR-ON-YEAR GROWTH**

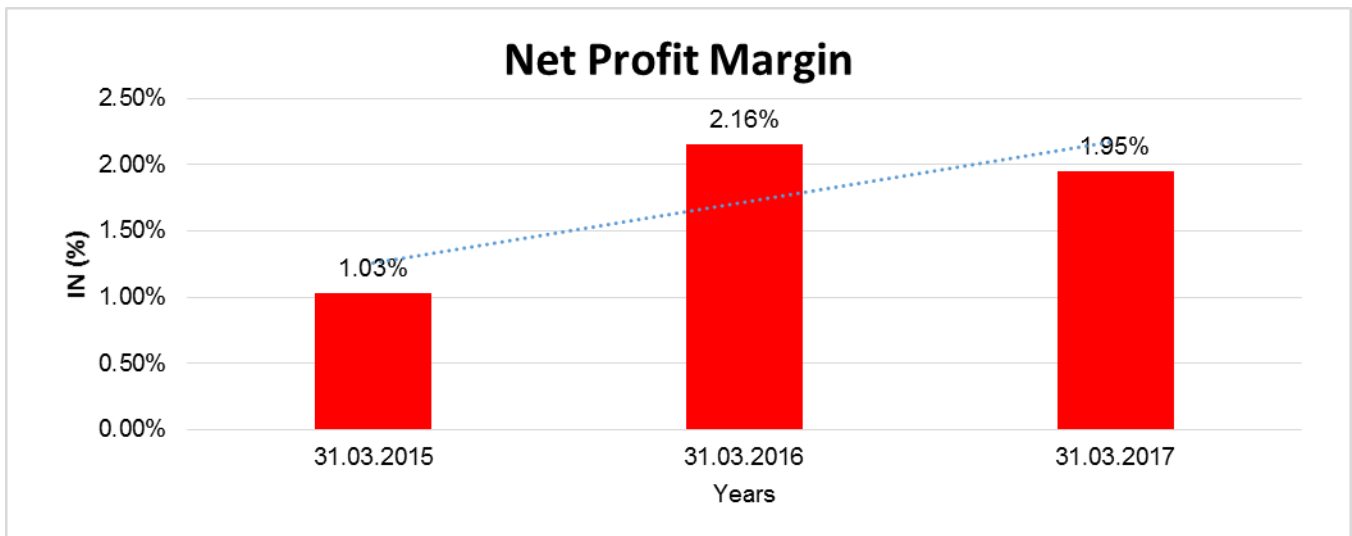
Year on Year Growth	31.03.2015	31.03.2016	31.03.2017
	INR In Million	INR In Million	INR In Million
Sales	96.669	92.855	103.598
		<b>(3.945)</b>	<b>11.570</b>

**DISCLAIMER** : This Report is **PRIVATE & CONFIDENTIAL** and it is prepared at the request of and for its use by the Subscriber only. The Subscriber shall use the contents of the Report merely as an aid to its business. Mira Inform Private Limited ("MIPL") has collated information/data in the Report, which have not been verified unless otherwise specifically mentioned in the Report. The Subscriber shall independently verify the accuracy and correctness of the information/data before in any way acting upon the same. MIPL shall not be liable for any harm, injury, loss or damage caused to the Subscriber due to default by the Subscriber's debtors/beneficiaries in fulfilling their obligations of any nature whatsoever. This Report or any of its portion shall not be used as a documentary evidence or otherwise before any investigative agencies or forum of law. This Report is confidential and proprietary to MIPL. The Subscriber and/or any other person(s) may not reproduce, publish or disclose any of the contents of the Report to others without the express authorization of MIPL. This Report is prepared and issued to the Subscriber without any risk, responsibility or liability on the part of MIPL or its officials.



**NET PROFIT MARGIN**

Net Profit Margin	31.03.2015	31.03.2016	31.03.2017
	INR In Million	INR In Million	INR In Million
Sales	96.669	92.855	103.598
Profit	0.998	2.004	2.022
	<b>1.03%</b>	<b>2.16%</b>	<b>1.95%</b>



**DISCLAIMER** : This Report is **PRIVATE & CONFIDENTIAL** and it is prepared at the request of and for its use by the Subscriber only. The Subscriber shall use the contents of the Report merely as an aid to its business. Mira Inform Private Limited ("MIPL") has collated information/data in the Report, which have not been verified unless otherwise specifically mentioned in the Report. The Subscriber shall independently verify the accuracy and correctness of the information/data before in any way acting upon the same. MIPL shall not be liable for any harm, injury, loss or damage caused to the Subscriber due to default by the Subscriber's debtors/beneficiaries in fulfilling their obligations of any nature whatsoever. This Report or any of its portion shall not be used as a documentary evidence or otherwise before any investigative agencies or forum of law. This Report is confidential and proprietary to MIPL. The Subscriber and/or any other person(s) may not reproduce, publish or disclose any of the contents of the Report to others without the express authorization of MIPL. This Report is prepared and issued to the Subscriber without any risk, responsibility or liability on the part of MIPL or its officials.

**LOCAL AGENCY FURTHER INFORMATION**

Sr. No.	Check list by info agents	Available in Report (Yes/No)
1	Year of establishment	Yes
2	Constitution of the entity -Incorporation details	Yes
3	Locality of the entity	Yes
4	Premises details	No
5	Buyer visit details	--
6	Contact numbers	Yes
7	Name of the person contacted	Yes
8	Designation of contact person	Yes
9	Promoter's background	Yes
10	Date of Birth of Proprietor / Partners / Directors	No
11	Pan Card No. of Proprietor / Partners	No
12	Voter Id Card No. of Proprietor / Partners	No
13	Type of business	Yes
14	Line of Business	Yes
15	Export/import details (if applicable)	No
16	No. of employees	Yes
17	Details of sister concerns	No
18	Major suppliers	No
19	Major customers	No
20	Banking Details	Yes
21	Banking facility details	Yes
22	Conduct of the banking account	--
23	Financials, if provided	Yes
24	Capital in the business	Yes
25	Last accounts filed at ROC, if applicable	Yes
26	Turnover of firm for last four years	Yes
27	Reasons for variation <> 20%	Yes
28	Estimation for coming financial year	Yes
29	Profitability for last three years	Yes
30	Major shareholders, if available	Yes
31	External Agency Rating, if available	No
32	Litigations that the firm/promoter involved in	--
33	Market information	--
34	Payments terms	Yes
35	Negative Reporting by Auditors in the Annual Report	No

**UNSECURED LOANS:**

(INR In Million)

Particulars	As on 31.03.2017	As on 31.03.2016
<b>SHORT TERM BORROWING</b>		
From Bank : Standard Chartered Bank Limited 22205493897	2.845	4.321
From related parties		
C K Asher	0.021	(0.051)
K V Asher	0.008	(0.090)
M C Asher	0.011	0.078
P K Asher	0.008	0.085
<b>Total</b>	<b>2.893</b>	<b>4.343</b>

**INDEX OF CHARGE:**

SN O	SRN	CHARGE ID	CHARGE HOLDER NAME	DATE OF CREATION	DATE OF MODIFICATION	AMOUNT	ADDRESS
1	G18201368	10388343	BANK OF INDIA	30/10/2012	29/09/2016	49000000.0	KESHAV SHRUSHTI, LINK ROAD,MALAD WESTMUMBAIMH4000 64IN

**FIXED ASSETS:**

- Furniture
- Air Conditioner
- Ladders
- Welding Machine
- Machinery
- Motor Car
- Computer
- Printer

**CMT REPORT (Corruption, Money Laundering & Terrorism]**

The Public Notice information has been collected from various sources including but not limited to: **The Courts, India Prisons Service, Interpol, etc.**

**1] INFORMATION ON DESIGNATED PARTY**

No exist designating subject or any of its beneficial owners, controlling shareholders or senior officers as terrorist or terrorist organization or whom notice had been received that all financial transactions involving their assets have been blocked or convicted, found guilty or against whom a judgement or order had been entered in a proceedings for violating money-laundering, anti-corruption or bribery or international economic or anti-terrorism sanction laws or whose assets were seized, blocked, frozen or ordered forfeited for violation of money laundering or international anti-terrorism laws.

**2] Court Declaration :**

No records exist to suggest that subject is or was the subject of any formal or informal allegations, prosecutions or other official proceeding for making any prohibited payments or other improper payments to government officials for engaging in prohibited transactions or with designated parties.

**3] Asset Declaration :**

No records exist to suggest that the property or assets of the subject are derived from criminal conduct or a prohibited transaction.

**4] Record on Financial Crime :**

Charges or conviction registered against subject: **None**

**5] Records on Violation of Anti-Corruption Laws :**

Charges or investigation registered against subject: **None**

**6] Records on Int'l Anti-Money Laundering Laws/Standards :**

Charges or investigation registered against subject: **None**

**7] Criminal Records**

No available information exist that suggest that subject or any of its principals have been formally charged or convicted by a competent governmental authority for any financial crime or under any formal investigation by a competent government authority for any violation of anti-corruption laws or international anti-money laundering laws or standard.

**8] Affiliation with Government :**

No record exists to suggest that any director or indirect owners, controlling shareholders, director, officer or employee of the company is a government official or a family member or close business associate of a Government official.

**9] Compensation Package :**

Our market survey revealed that the amount of compensation sought by the subject is fair and reasonable and comparable to compensation paid to others for similar services.

**10] Press Report :**

No press reports / filings exists on the subject.

**CORPORATE GOVERNANCE**

MIRA INFORM as part of its Due Diligence do provide comments on Corporate Governance to identify management and governance. These factors often have been predictive and in some cases have created vulnerabilities to credit deterioration.

Our Governance Assessment focuses principally on the interactions between a company's management, its Board of Directors, Shareholders and other financial stakeholders.

**CONTRAVENTION**

Subject is not known to have contravened any existing local laws, regulations or policies that prohibit, restrict or otherwise affect the terms and conditions that could be included in the agreement with the subject.

**FOREIGN EXCHANGE RATES**

Currency	Unit	INR
US Dollar	1	INR 69.77
UK Pound	1	INR 89.04
Euro	1	INR 78.96

**INFORMATION DETAILS**

<b>Information Gathered by :</b>	PRK
<b>Analysis Done by :</b>	DIV
<b>Report Prepared by :</b>	KVT

**SCORE FACTORS**

DEMERIT POINTS		
--BANK CHARGES	YES/NO	YES
--LITIGATION	YES/NO	NO
--OTHER ADVERSE INFORMATION	YES/NO	NO
MERIT POINTS		
--SOLE DISTRIBUTORSHIP	YES/NO	NO
--EXPORT ACTIVITIES	YES/NO	NO
--AFFILIATION	YES/NO	NO
--LISTED	YES/NO	NO
--OTHER MERIT FACTORS	YES/NO	YES

**RATING EXPLANATIONS**

Credit Rating	Explanation	Rating Comments
A++	Minimum Risk	Business dealings permissible with minimum risk of default
A+	Low Risk	Business dealings permissible with low risk of default
A	Acceptable Risk	Business dealings permissible with moderate risk of default
B	Medium Risk	Business dealings permissible on a regular monitoring basis
C	Medium High Risk	Business dealings permissible preferably on secured basis
D	High Risk	Business dealing not recommended or on secured terms only
NB	New Business	No recommendation can be done due to business in infancy stage
NT	No Trace	No recommendation can be done as the business is not traceable

NB is stated where there is insufficient information to facilitate rating. However, it is not to be considered as unfavourable.

This score serves as a reference to assess SC's credit risk and to set the amount of credit to be extended. It is calculated from a composite of weighted scores obtained from each of the major sections of this report. The assessed factors are as follows:

- Financial condition covering various ratios
- Company background and operations size
- Promoters / Management background
- Payment record
- Litigation against the subject
- Industry scenario / competitor analysis
- Supplier / Customer / Banker review (wherever available)

**DISCLAIMER** : This Report is **PRIVATE & CONFIDENTIAL** and it is prepared at the request of and for its use by the Subscriber only. The Subscriber shall use the contents of the Report merely as an aid to its business. Mira Inform Private Limited ("MIPL") has collated information/data in the Report, which have not been verified unless otherwise specifically mentioned in the Report. The Subscriber shall independently verify the accuracy and correctness of the information/data before in any way acting upon the same. MIPL shall not be liable for any harm, injury, loss or damage caused to the Subscriber due to default by the Subscriber's debtors/beneficiaries in fulfilling their obligations of any nature whatsoever. This Report or any of its portion shall not be used as a documentary evidence or otherwise before any investigative agencies or forum of law. This Report is confidential and proprietary to MIPL. The Subscriber and/or any other person(s) may not reproduce, publish or disclose any of the contents of the Report to others without the express authorization of MIPL. This Report is prepared and issued to the Subscriber without any risk, responsibility or liability on the part of MIPL or its officials.