

MIRA INFORM REPORT

Report No. :	543358
Report Date :	04.12.2018

IDENTIFICATION DETAILS

Name :	AEI SYSTEMS LIMITED
Registered Office :	35 BALLARDS LANE LONDON N3 1XW
Country :	United Kingdom
Financials (as on) :	31.12.2017
Date of Incorporation :	17.06.2002
Com. Reg. No.:	04462335
Legal Form :	Private Limited with Share Capital
Line of Business :	Manufacture of air and spacecraft and related machinery
No. of Employees :	11

RATING & COMMENTS

(Mira Inform has adopted New Rating mechanism w.e.f. 23rd January 2017)

MIRA's Rating :	A+
------------------------	----

Credit Rating	Explanation	Rating Comments
A+	Low Risk	Business dealings permissible with low risk of default

Status :	Good
Payment Behaviour :	Regular
Litigation :	Clear

NOTES :

Any query related to this report can be made on e-mail : infodept@mirainform.com while quoting report number, name and date.

DISCLAIMER : This Report is **PRIVATE & CONFIDENTIAL** and it is prepared at the request of and for its use by the Subscriber only. The Subscriber shall use the contents of the Report merely as an aid to its business. Mira Inform Private Limited ("MIPL") has collated information/data in the Report, which have not been verified unless otherwise specifically mentioned in the Report. The Subscriber shall independently verify the accuracy and correctness of the information/data before in any way acting upon the same. MIPL shall not be liable for any harm, injury, loss or damage caused to the Subscriber due to default by the Subscriber's debtors/beneficiaries in fulfilling their obligations of any nature whatsoever. This Report or any of its portion shall not be used as a documentary evidence or otherwise before any investigative agencies or forum of law. This Report is confidential and proprietary to MIPL. The Subscriber and/or any other person(s) may not reproduce, publish or disclose any of the contents of the Report to others without the express authorization of MIPL. This Report is prepared and issued to the Subscriber without any risk, responsibility or liability on the part of MIPL or its officials.

ECGC Country Risk Classification List

Country Name	Previous Rating (30.06.2018)	Current Rating (30.09.2018)
United Kingdom	A1	A1

Risk Category	ECGC Classification
Insignificant	A1
Low Risk	A2
Moderately Low Risk	B1
Moderate Risk	B2
Moderately High Risk	C1
High Risk	C2
Very High Risk	D

UNITED KINGDOM - ECONOMIC OVERVIEW

The UK, a leading trading power and financial center, is the third largest economy in Europe after Germany and France. Agriculture is intensive, highly mechanized, and efficient by European standards, producing about 60% of food needs with less than 2% of the labor force. The UK has large coal, natural gas, and oil resources, but its oil and natural gas reserves are declining; the UK has been a net importer of energy since 2005. Services, particularly banking, insurance, and business services, are key drivers of British GDP growth. Manufacturing, meanwhile, has declined in importance but still accounts for about 10% of economic output.

In 2008, the global financial crisis hit the economy particularly hard, due to the importance of its financial sector. Falling home prices, high consumer debt, and the global economic slowdown compounded the UK's economic problems, pushing the economy into recession in the latter half of 2008 and prompting the then BROWN (Labour) government to implement a number of measures to stimulate the economy and stabilize the financial markets. Facing burgeoning public deficits and debt levels, in 2010 the then CAMERON-led coalition government (between Conservatives and Liberal Democrats) initiated an austerity program, which has continued under the Conservative government. However, the deficit still remains one of the highest in the G7, standing at 3.6% of GDP as of 2017, and the UK has pledged to lower its corporation tax from 20% to 17% by 2020. The UK had a debt burden of 90.4% GDP at the end of 2017.

The UK economy has begun to slow since the referendum vote to leave the EU in June 2016. A sustained depreciation of the British pound has increased consumer and producer prices, weighing on consumer spending without spurring a meaningful increase in exports. The UK has an extensive trade relationship with other EU members through its single market membership, and economic observers have warned the exit will jeopardize its position as the central location for European financial services. Prime Minister MAY is seeking a new "deep and special" trade relationship with the EU following the UK's exit. However, economists doubt that the UK will be able to preserve the benefits of EU membership without the obligations. The UK is expected to officially leave the EU by the end of March 2019.

Source : CIA

COMPANY NAME AND ADDRESS

Company Name: **AEI SYSTEMS LIMITED**
Company No: **04462335**
Company Status: **Active - Accounts Filed**
Registered Address: **35 BALLARDS LANE LONDON N3 1XW**

COMPANY SUMMARY

Registered Address 35 BALLARDS LANE
LONDON
N3 1XW

Trading Address 35 Ballards Lane
London
N3 1XW

Website Address <http://www.aei-systems.com>

Telephone Number -
Fax Number -
TPS -
FPS Yes
Incorporation Date 17/06/2002
Previous Name
Type Private limited with Share Capital
FTSE Index -
Date of Change -
Filing Date of Accounts 27/09/2018
Currency GBP
Share Capital £731,738
SIC07 30300
Charity Number -
SIC07 Description MANUFACTURE OF AIR AND SPACECRAFT AND RELATED MACHINERY

Principal Activity Manufacture of aircraft and spacecraft.

ADDITIONAL INFORMATION

CCJ's 0 (£0)
No CCJ Information To Display
Ultimate Holding Company AEI AIR (HOLDINGS) LIMITED
Accountant -

Mortgages	3
Group	2 companies
Linkages	0 companies
Countries	In 0 countries

KEY FINANCIALS

Year to Date	Turnover	Pre Tax Profit	Shareholder's Funds	Employees
31/12/2017	-	-	£2,470,328	11
31/12/2016	-	-	£2,282,865	14
31/12/2015	-	-	£3,062,625	19

MORTGAGE SUMMARY

Total Mortgage	3
Outstanding	2
Satisfied	1

TRADE DEBTORS / BAD DEBT SUMMARY

Total Number of Documented Trade	0
Total Value of Documented Trade	£0

COMMENTARY

This company has been treated as a Small company in respect of the rating/limit generated.
This company has only made late payments on a low percentage of invoices.
The latest Balance Sheet indicates a very positive net working capital position.
The latest cash balances represent a positive level in terms of the overall outstanding creditor obligations.
There has been an increase in shareholders funds compared with the previous balance sheet.
This company trades in an industry with a moderate level of corporate failures.

CCJ

Total Number of Exact CCJs -	0	Total Value of Exact CCJs -
Total Number of Possible CCJs -	0	Total Value of Possible CCJs -
Total Number of Satisfied CCJs -	0	Total Value of Satisfied CCJs -

DISCLAIMER : This Report is **PRIVATE & CONFIDENTIAL** and it is prepared at the request of and for its use by the Subscriber only. The Subscriber shall use the contents of the Report merely as an aid to its business. Mira Inform Private Limited ("MIPL") has collated information/data in the Report, which have not been verified unless otherwise specifically mentioned in the Report. The Subscriber shall independently verify the accuracy and correctness of the information/data before in any way acting upon the same. MIPL shall not be liable for any harm, injury, loss or damage caused to the Subscriber due to default by the Subscriber's debtors/beneficiaries in fulfilling their obligations of any nature whatsoever. This Report or any of its portion shall not be used as a documentary evidence or otherwise before any investigative agencies or forum of law. This Report is confidential and proprietary to MIPL. The Subscriber and/or any other person(s) may not reproduce, publish or disclose any of the contents of the Report to others without the express authorization of MIPL. This Report is prepared and issued to the Subscriber without any risk, responsibility or liability on the part of MIPL or its officials.

Total Number of Writs -	-	
-------------------------	---	--

CURRENT DIRECTORS

Title	Mr	Function	Director
Name	Simon Nicholas Trent Angel	Nationality	British
Date of Birth	05/1956	Present Appointments	2
Latest Address	35 Ballards Lane, London	Appointment Date	10/01/2012
Post Code	N3 1XW		









CURRENT COMPANY SECRETARY

Top Shareholders








Name	Currency	Share Count	Share Type	Nominal Value	% of Total Share Count
AEI AIR (HOLDINGS) LTD	GBP	731,738	ORDINARY	1	100

FINANCIALS












Profit & Loss

	Date Of Accounts	31/12/17	(%)	31/12/16	(%)	31/12/15	(%)	31/12/14	(%)	31/12/13
	Weeks	52	(%)	52	(%)	52	(%)	52	(%)	52
	Currency	GBP	(%)	GBP	(%)	GBP	(%)	GBP	(%)	GBP
	Consolidated A/cs	N	(%)	N	(%)	N	(%)	N	(%)	N
	Turnover	-	-	-	-	-	-	-	-	-
	Export	-	-	-	-	-	-	-	-	-
	Cost of Sales	-	-	-	-	-	-	-	-	-
	Gross Profit	-	-	-	-	-	-	-	-	-
	Wages & Salaries	-	-	-	-	-	-	-	-	-
	Directors Emoluments	-	-	-	-	-	-	-	-	-
	Operating Profit	-	-	-	-	-	-	-	-	-
	Depreciation	£130,437	0%	£130,453	-	£184,027	-	£235,643	211%	£75,775
					29.1%		21.9%			

DISCLAIMER : This Report is **PRIVATE & CONFIDENTIAL** and it is prepared at the request of and for its use by the Subscriber only. The Subscriber shall use the contents of the Report merely as an aid to its business. Mira Inform Private Limited ("MIPL") has collated information/data in the Report, which have not been verified unless otherwise specifically mentioned in the Report. The Subscriber shall independently verify the accuracy and correctness of the information/data before in any way acting upon the same. MIPL shall not be liable for any harm, injury, loss or damage caused to the Subscriber due to default by the Subscriber's debtors/beneficiaries in fulfilling their obligations of any nature whatsoever. This Report or any of its portion shall not be used as a documentary evidence or otherwise before any investigative agencies or forum of law. This Report is confidential and proprietary to MIPL. The Subscriber and/or any other person(s) may not reproduce, publish or disclose any of the contents of the Report to others without the express authorization of MIPL. This Report is prepared and issued to the Subscriber without any risk, responsibility or liability on the part of MIPL or its officials.

	Audit Fees	-	-	-	-	-	-	-	-	-
	Interest Payments	-	-	-	-	-	-	-	-	-
	Pre Tax Profit	-	-	-	-	-	-	-	-	-
	Taxation	-	-	-	-	-	-	-	-	-
	Profit After Tax	-	-	-	-	-	-	-	-	-
	Dividends Payable	-	-	-	-	-	-	-	-	-
	Retained Profit	-	-	-	-	-	-	-	-	-







Balance Sheet

	Date Of Accounts	31/12/17	(%)	31/12/16	(%)	31/12/15	(%)	31/12/14	(%)	31/12/13
	Tangible Assets	£252,360	31.4%	£191,999	- 36.3 %	£301,593	- 36.7 %	£476,096	15.5 %	£412,245
	Intangible Assets	0	-	0	-	0	-	0	-	0
	Total Fixed Assets	£252,360	31.4%	£191,999	- 36.3 %	£301,593	- 36.7 %	£476,096	15.5 %	£412,245
	Stock	£1,022,881	- 10.4%	£1,141,613	- 11.2 %	£1,285,651	- 13.9 %	£1,493,446	12.1 %	£1,332,466
	Trade Debtors	£234,435	42%	£165,119	42.7 %	£115,683	- 86.3 %	£844,683	-43%	£1,480,672
	Cash	£1,354,055	57.6%	£859,433	- 44.9 %	£1,558,827	- 7.7%	£1,689,160	32.3 %	£1,276,521
	Other Debtors	£61,595	- 47.5%	£117,380	- 62.5 %	£312,642	-	0	-	0
	Miscellaneous Current Assets	0	-	0	-	0	-	0	-	0
	Total Current Assets	£2,672,966	17.1%	£2,283,545	- 30.2 %	£3,272,803	- 18.7 %	£4,027,289	- 1.5%	£4,089,659
	Trade Creditors	£45,967	-39%	£75,307	- 75.9 %	£312,731	- 50.9 %	£636,738	- 44.7 %	£1,151,971
	Bank Loans & Overdrafts	0	-	0	-	0	-	0	-	0






DISCLAIMER : This Report is **PRIVATE & CONFIDENTIAL** and it is prepared at the request of and for its use by the Subscriber only. The Subscriber shall use the contents of the Report merely as an aid to its business. Mira Inform Private Limited ("MIPL") has collated information/data in the Report, which have not been verified unless otherwise specifically mentioned in the Report. The Subscriber shall independently verify the accuracy and correctness of the information/data before in any way acting upon the same. MIPL shall not be liable for any harm, injury, loss or damage caused to the Subscriber due to default by the Subscriber's debtors/beneficiaries in fulfilling their obligations of any nature whatsoever. This Report or any of its portion shall not be used as a documentary evidence or otherwise before any investigative agencies or forum of law. This Report is confidential and proprietary to MIPL. The Subscriber and/or any other person(s) may not reproduce, publish or disclose any of the contents of the Report to others without the express authorization of MIPL. This Report is prepared and issued to the Subscriber without any risk, responsibility or liability on the part of MIPL or its officials.

AEI SYSTEMS LIMITED - 543358




PAGE NO. : 8

	Other Short Term Finance	£78,158	161.1 %	£29,930	- 49.6 %	£59,443	-	0	-	0
	Miscellaneous Current Liabilities	£275,678	215.3 %	£87,442	- 7.8%	£94,827	-	0	-	0
	Total Current Liabilities	£399,803	107.5 %	£192,679	- 58.7 %	£467,001	- 26.7 %	£636,738	- 44.7 %	£1,151,971
	Bank Loans & Overdrafts and LTL	£55,195	-	0	- 100 %	£44,770	- 66.8 %	£134,867	28.1 %	£105,297
	Other Long Term Finance	£47,195	-	0	- 100 %	£13,770	-	0	-	0
	Total Long Term Liabilities	£55,195	-	0	- 100 %	£44,770	- 66.8 %	£134,867	28.1 %	£105,297



Capital & Reserves

	Date Of Accounts	31/12/17	(%)	31/12/16	(%)	31/12/15	(%)	31/12/14	(%)	31/12/13
	Called Up Share Capital	£731,738	-	£731,738	-	£731,738	-	£731,738	-	£731,738
	P & L Account Reserve	£1,738,590	12.1 %	£1,551,127	- 33.5 %	£2,330,887	- 22.3 %	£3,000,042	19.4 %	£2,512,898
	Revaluation Reserve	-	-	-	-	-	-	-	-	-
	Sundry Reserves	-	-	-	-	-	-	-	-	-
	Shareholder Funds	£2,470,328	8.2%	£2,282,865	- 25.5 %	£3,062,625	- 17.9 %	£3,731,780	15%	£3,244,636





Other Financial Items

	Date Of Accounts	31/12/17	(%)	31/12/16	(%)	31/12/15	(%)	31/12/14	(%)	31/12/13
	Net Worth	£2,470,328	8.2%	£2,282,865	- 25.5 %	£3,062,625	- 17.9 %	£3,731,780	15%	£3,244,636
	Working Capital	£2,273,163	8.7%	£2,090,866	- 25.5 %	£2,805,802	- 17.2 %	£3,390,551	15.4 %	£2,937,688
	Total	£2,925,32	18.2%	£2,475,54	-	£3,574,39	-	£4,503,38	0%	£4,501,90



DISCLAIMER : This Report is **PRIVATE & CONFIDENTIAL** and it is prepared at the request of and for its use by the Subscriber only. The Subscriber shall use the contents of the Report merely as an aid to its business. Mira Inform Private Limited ("MIPL") has collated information/data in the Report, which have not been verified unless otherwise specifically mentioned in the Report. The Subscriber shall independently verify the accuracy and correctness of the information/data before in any way acting upon the same. MIPL shall not be liable for any harm, injury, loss or damage caused to the Subscriber due to default by the Subscriber's debtors/beneficiaries in fulfilling their obligations of any nature whatsoever. This Report or any of its portion shall not be used as a documentary evidence or otherwise before any investigative agencies or forum of law. This Report is confidential and proprietary to MIPL. The Subscriber and/or any other person(s) may not reproduce, publish or disclose any of the contents of the Report to others without the express authorization of MIPL. This Report is prepared and issued to the Subscriber without any risk, responsibility or liability on the part of MIPL or its officials.

	Assets	6		4	30.7 %	6	20.6 %	5		4
	Total Liabilities	£454,998	136.1 %	£192,679	- 62.4 %	£511,771	- 33.7 %	£771,605	- 38.6 %	£1,257,268
	Net Assets	£2,470,328	8.2%	£2,282,865	- 25.5 %	£3,062,625	- 17.9 %	£3,731,780	15%	£3,244,636




Cash Flow

	Date Of Accounts	31/12/17	(%)	31/12/16	(%)	31/12/15	(%)	31/12/14	(%)	31/12/13
	Net Cashflow from Operations	-	-	-	-	-	-	-	-	-
	Net Cashflow before Financing	-	-	-	-	-	-	-	-	-
	Net Cashflow from Financing	-	-	-	-	-	-	-	-	-
	Increase in Cash	-	-	-	-	-	-	-	-	-












Miscellaneous

	Date Of Accounts	31/12/17	(%)	31/12/16	(%)	31/12/15	(%)	31/12/14	(%)	31/12/13
	Contingent Liability	NO	-	NO	-	NO	-	YES	-	YES
	Capital Employed	£2,525,523	10.6 %	£2,282,865	- 26.5 %	£3,107,395	- 19.6 %	£3,866,647	15.4 %	£3,349,933
	Number of Employees	11	- 21.4 %	14	- 26.3 %	19	-	-	-	-
	Accountants									
	Auditors									
	Auditor Comments	The company is exempt from audit								
	Bankers									
	Bank Branch Code									

Ratios

	Date Of Accounts	31/12/17	31/12/16	31/12/15	31/12/14	31/12/13
	Pre-tax profit margin %	-	-	-	-	-
	Current ratio	6.69	11.85	7.01	6.32	3.55
	Sales/Net Working Capital	-	-	-	-	-

DISCLAIMER : This Report is **PRIVATE & CONFIDENTIAL** and it is prepared at the request of and for its use by the Subscriber only. The Subscriber shall use the contents of the Report merely as an aid to its business. Mira Inform Private Limited ("MIPL") has collated information/data in the Report, which have not been verified unless otherwise specifically mentioned in the Report. The Subscriber shall independently verify the accuracy and correctness of the information/data before in any way acting upon the same. MIPL shall not be liable for any harm, injury, loss or damage caused to the Subscriber due to default by the Subscriber's debtors/beneficiaries in fulfilling their obligations of any nature whatsoever. This Report or any of its portion shall not be used as a documentary evidence or otherwise before any investigative agencies or forum of law. This Report is confidential and proprietary to MIPL. The Subscriber and/or any other person(s) may not reproduce, publish or disclose any of the contents of the Report to others without the express authorization of MIPL. This Report is prepared and issued to the Subscriber without any risk, responsibility or liability on the part of MIPL or its officials.

	Gearing %	2.20	0	1.50	3.60	3.20
	Equity in %	84.40	92.20	85.70	82.90	72.10
	Creditor Days	-	-	-	-	-
	Debtor Days	-	-	-	-	-
	Liquidity/Acid Test	4.12	5.92	4.25	3.97	2.39
	Return On Capital Employed %	-	-	-	-	-
	Return On Total Assets Employed %	-	-	-	-	-
	Current Debt Ratio	0.16	0.08	0.15	0.17	0.35
	Total Debt Ratio	0.18	0.08	0.16	0.20	0.38
	Stock Turnover Ratio %	-	-	-	-	-
	Return on Net Assets Employed %	-	-	-	-	-

Report Notes

There are no notes to display.

Status History

No Status History found

EVENT HISTORY

Date	Description
08/10/2018	New Accounts Filed
08/10/2018	New Accounts Filed
29/06/2018	Confirmation Statement
25/10/2017	New Accounts Filed
25/10/2017	New Accounts Filed
22/06/2017	Confirmation Statement
28/03/2017	Payment Data Update Received
24/03/2017	Payment Data Update Received
28/02/2017	Payment Data Update Received
21/02/2017	Payment Data Update Received
28/12/2016	Payment Data Update Received
21/12/2016	Payment Data Update Received
29/09/2016	New Accounts Filed
07/09/2016	Payment Data Update Received
29/08/2016	Mrs Z.P. Angel has left the board

Previous Company Names

No Previous Names found

DISCLAIMER : This Report is **PRIVATE & CONFIDENTIAL** and it is prepared at the request of and for its use by the Subscriber only. The Subscriber shall use the contents of the Report merely as an aid to its business. Mira Inform Private Limited ("MIPL") has collated information/data in the Report, which have not been verified unless otherwise specifically mentioned in the Report. The Subscriber shall independently verify the accuracy and correctness of the information/data before in any way acting upon the same. MIPL shall not be liable for any harm, injury, loss or damage caused to the Subscriber due to default by the Subscriber's debtors/beneficiaries in fulfilling their obligations of any nature whatsoever. This Report or any of its portion shall not be used as a documentary evidence or otherwise before any investigative agencies or forum of law. This Report is confidential and proprietary to MIPL. The Subscriber and/or any other person(s) may not reproduce, publish or disclose any of the contents of the Report to others without the express authorization of MIPL. This Report is prepared and issued to the Subscriber without any risk, responsibility or liability on the part of MIPL or its officials.

Writ Details

No writs found

Statistics

Group	2 companies
Linkages	0 companies
Countries	In 0 countries

Summary

Holding Company	AEI AIR (HOLDINGS) LIMITED
Ownership Status	Wholly Owned
Ultimate Holding Company	AEI AIR (HOLDINGS) LIMITED

GROUP STRUCTUREFULL

Company Name	Registered Number	Latest Key Financials	Consol. Accounts	Turnover
AEI AIR (HOLDINGS) LIMITED	07448916	31.12.2017	N	
AEI SYSTEMS LIMITED	04462335	31.12.2017	N	

MORTGAGE DETAILS

Mortgage Type:	DEBENTURE
Date Charge Created:	05/02/13
Date Charge Registered:	14/02/13
Date Charge Satisfied:	-
Status:	OUTSTANDING
Person(s) Entitled:	NATIONAL WESTMINSTER BANK PLC
Amount Secured:	ALL MONIES DUE OR TO BECOME DUE FROM THE COMPANY TO THE CHARGE ON ANY ACCOUNT WHATSOEVER
Details:	FIXED AND FLOATING CHARGE OVER THE UNDERTAKING AND ALL PROPERTY AND ASSETS PRESENT AND FUTURE, INCLUDING GOODWILL, UNCALLED CAPITAL, BUILDINGS, FIXTURES, FIXEDPLANT & MACHINERY
Mortgage Type:	CHARGE OF DEPOSIT
Date Charge Created:	05/02/13
Date Charge Registered:	14/02/13
Date Charge Satisfied:	-

DISCLAIMER : This Report is **PRIVATE & CONFIDENTIAL** and it is prepared at the request of and for its use by the Subscriber only. The Subscriber shall use the contents of the Report merely as an aid to its business. Mira Inform Private Limited ("MIPL") has collated information/data in the Report, which have not been verified unless otherwise specifically mentioned in the Report. The Subscriber shall independently verify the accuracy and correctness of the information/data before in any way acting upon the same. MIPL shall not be liable for any harm, injury, loss or damage caused to the Subscriber due to default by the Subscriber's debtors/beneficiaries in fulfilling their obligations of any nature whatsoever. This Report or any of its portion shall not be used as a documentary evidence or otherwise before any investigative agencies or forum of law. This Report is confidential and proprietary to MIPL. The Subscriber and/or any other person(s) may not reproduce, publish or disclose any of the contents of the Report to others without the express authorization of MIPL. This Report is prepared and issued to the Subscriber without any risk, responsibility or liability on the part of MIPL or its officials.

Status:	OUTSTANDING		
Person(s) Entitled:	NATIONAL WESTMINSTER BANK PLC		
Amount Secured:	ALL MONIES DUE OR TO BECOME DUE FROM THE COMPANY TO THE CHARGE ON ANY ACCOUNT WHATSOEVER		
Details:	ALL AMOUNTS NOW AND IN THE FUTURE CREDITED TO ACCOUNT NUMBER 49858505 WITH THE BANK		
Mortgage Type:	DEBENTURE		
Date Charge Created:	12/07/05		
Date Charge Registered:	28/06/13		
Date Charge Satisfied:	-		
Status:	SATISFIED		
Person(s) Entitled:	HSBC BANK PLC;		
Amount Secured:			
Details:	FIXED AND FLOATING CHARGES OVER THE UNDERTAKING AND ALL PROPERTY AND ASSETS PRESENT AND FUTURE INCLUDING GOODWILL BOOKDEBTS UNCALLED CAPITAL BUILDINGS FIXTURES FIXED PLANT AND MACHINERY		

PREVIOUS DIRECTOR/COMPANY SECRETARIES

Name	Current Active Appointments	Previous Appointments	Dissolved Companies
Zelda Pamela Angel	0	2	0
Kevin Hugh Michael Doyle	32	9	28
Simon Nicholas Trent Angel	0	2	6
Simon Nicholas Trent Angel	0	2	6
Norman William Angel	0	7	12
Norman William Angel	0	7	12
David Michael Shelley	1	7	14
David Michael Shelley	1	7	14
Glyn Paul Bottomley	6	1	7
QA NOMINEES LIMITED	6	6320	21070
QA REGISTRARS LIMITED	11	6441	21363
Total Persons With Significant Control	1	Total Statements	0
Active	1	Active	0
Ceased	0	Ceased	0

ACTIVE PERSONS WITH SIGNIFICANT CONTROL

Name	Kind
Aei Air (Holdings) Limited	Corporate Entity With Significant Control
Address	Notified On
35 Ballards Lane, London	06/04/2016
Post Code	Legal Form
N3 1XW	Limited By Shares

DISCLAIMER : This Report is **PRIVATE & CONFIDENTIAL** and it is prepared at the request of and for its use by the Subscriber only. The Subscriber shall use the contents of the Report merely as an aid to its business. Mira Inform Private Limited ("MIPL") has collated information/data in the Report, which have not been verified unless otherwise specifically mentioned in the Report. The Subscriber shall independently verify the accuracy and correctness of the information/data before in any way acting upon the same. MIPL shall not be liable for any harm, injury, loss or damage caused to the Subscriber due to default by the Subscriber's debtors/beneficiaries in fulfilling their obligations of any nature whatsoever. This Report or any of its portion shall not be used as a documentary evidence or otherwise before any investigative agencies or forum of law. This Report is confidential and proprietary to MIPL. The Subscriber and/or any other person(s) may not reproduce, publish or disclose any of the contents of the Report to others without the express authorization of MIPL. This Report is prepared and issued to the Subscriber without any risk, responsibility or liability on the part of MIPL or its officials.

Authority	United Kingdom	Place Registered	Companies House	
Country Registered	United Kingdom	Registration Number	07448916	
Nature Of Control	Ownership Of Shares 75 To 100 Percent,Voting Rights 75 To 100 Percent,Right To Appoint And Remove Directors			

Ceased Persons With Significant Control

No Ceased Persons With Significant Control To Display

Active Statements

No Active Statements To Display

Ceased Statements

No Ceased Statements To Display

Average Invoice Value	£156.50
Invoices available	78
Paid	78
Outstanding	0

Trade Payment Data is information that we collect from selected third party partners who send us information about their whole sales ledger.

	Within Terms	0-30 Days	31-60 Days	61-90 Days	91+ Days
Paid	59	18	1	0	0
Outstanding	0	0	0	0	0

FOREIGN EXCHANGE RATES

Currency	Unit	Indian Rupees
US Dollar	1	INR 70.03
UK Pound	1	INR 89.50
Euro	1	INR 79.59
GBP	1	INR 89.65

Note : Above are approximate rates obtained from sources believed to be correct

INFORMATION DETAILS

Analysis Done by :	NIY
Report Prepared by :	DNS

DISCLAIMER : This Report is **PRIVATE & CONFIDENTIAL** and it is prepared at the request of and for its use by the Subscriber only. The Subscriber shall use the contents of the Report merely as an aid to its business. Mira Inform Private Limited ("MIPL") has collated information/data in the Report, which have not been verified unless otherwise specifically mentioned in the Report. The Subscriber shall independently verify the accuracy and correctness of the information/data before in any way acting upon the same. MIPL shall not be liable for any harm, injury, loss or damage caused to the Subscriber due to default by the Subscriber's debtors/beneficiaries in fulfilling their obligations of any nature whatsoever. This Report or any of its portion shall not be used as a documentary evidence or otherwise before any investigative agencies or forum of law. This Report is confidential and proprietary to MIPL. The Subscriber and/or any other person(s) may not reproduce, publish or disclose any of the contents of the Report to others without the express authorization of MIPL. This Report is prepared and issued to the Subscriber without any risk, responsibility or liability on the part of MIPL or its officials.

RATING EXPLANATIONS

Credit Rating	Explanation	Rating Comments
A++	Minimum Risk	Business dealings permissible with minimum risk of default
A+	Low Risk	Business dealings permissible with low risk of default
A	Acceptable Risk	Business dealings permissible with moderate risk of default
B	Medium Risk	Business dealings permissible on a regular monitoring basis
C	Medium High Risk	Business dealings permissible preferably on secured basis
D	High Risk	Business dealing not recommended or on secured terms only
NB	New Business	No recommendation can be done due to business in infancy stage
NT	No Trace	No recommendation can be done as the business is not traceable

NB is stated where there is insufficient information to facilitate rating. However, it is not to be considered as unfavourable.

This score serves as a reference to assess SC's credit risk and to set the amount of credit to be extended. It is calculated from a composite of weighted scores obtained from each of the major sections of this report. The assessed factors are as follows:

- Financial condition covering various ratios
- Company background and operations size
- Promoters / Management background
- Payment record
- Litigation against the subject
- Industry scenario / competitor analysis
- Supplier / Customer / Banker review (wherever available)