

## MIRA INFORM REPORT

<b>Report No. :</b>	542953
<b>Report Date :</b>	04.12.2018

### IDENTIFICATION DETAILS

<b>Name :</b>	INNOVA RUBBERS PRIVATE LIMITED
<b>Registered Office :</b>	P. No. H-107, MIDC, Ambad, Nashik – 422010, Maharashtra
<b>Mobile No.:</b>	91-9922404280 (Mr. Rakesh)
<b>Country :</b>	India
<b>Financials (as on) :</b>	31.03.2018
<b>Date of Incorporation :</b>	20.01.2000
<b>CIN No.:</b> [Company Identification No.]	U25110MH2000PTC123743
<b>Capital Investment / Paid-up Capital :</b>	INR 39.600 Million
<b>PAN No.:</b> [Permanent Account No.]	AAACI6355F
<b>GSTN :</b> [Goods & Service Tax Registration No.]	27AAACI6355F1ZM
<b>Legal Form :</b>	Private Limited Liability Company
<b>Line of Business :</b>	Production of Rubber Compound, Auto Rubber parts such as Silent Block Bushes, Mountings, Moulded Hoses, Vibration Dampers, Couplings, etc. for Automotive and Industrial applications and articles of vulcanized rubber (other than hard rubber) etc and also into the trading of auto parts. [Registered Activity]
<b>No. of Employees :</b>	Information denied by the management

### RATING & COMMENTS

(Mira Inform has adopted New Rating mechanism w.e.f. 23<sup>rd</sup> January 2017)

**MIRA's Rating :**

**A**

**DISCLAIMER :** This Report is **PRIVATE & CONFIDENTIAL** and it is prepared at the request of and for its use by the Subscriber only. The Subscriber shall use the contents of the Report merely as an aid to its business. Mira Inform Private Limited ("MIPL") has collated information/data in the Report, which have not been verified unless otherwise specifically mentioned in the Report. The Subscriber shall independently verify the accuracy and correctness of the information/data before in any way acting upon the same. MIPL shall not be liable for any harm, injury, loss or damage caused to the Subscriber due to default by the Subscriber's debtors/beneficiaries in fulfilling their obligations of any nature whatsoever. This Report or any of its portion shall not be used as a documentary evidence or otherwise before any investigative agencies or forum of law. This Report is confidential and proprietary to MIPL. The Subscriber and/or any other person(s) may not reproduce, publish or disclose any of the contents of the Report to others without the express authorization of MIPL. This Report is prepared and issued to the Subscriber without any risk, responsibility or liability on the part of MIPL or its officials.

Credit Rating	Explanation	Rating Comments
A	Acceptable Risk	Business dealings permissible with moderate risk of default

<b>Status :</b>	Good
<b>Payment Behaviour :</b>	Regular
<b>Litigation :</b>	Clear
<b>Comments :</b>	<p>Subject was incorporated in the year 2000. The company is a manufacturer of parts and accessories for motor vehicles and motorcycles.</p> <p>As per the financial of 2018, the company has achieved a favourable growth of 13.97% in its revenue as compared to the previous year and has reported an average net profit margin of 1.50%.</p> <p>The company possesses healthy financial position marked by adequate network base along with low debt balance sheet profile.</p> <p>Business is active. Payment seems to be regular.</p> <p>In view of aforesaid, the company can be considered for business dealings at usual trade terms and condition.</p>

**NOTES :**

Any query related to this report can be made on e-mail : [infodept@mirainform.com](mailto:infodept@mirainform.com) while quoting report number, name and date.

**EXTERNAL AGENCY RATING**

**NOT AVAILABLE**

**RBI DEFAULTERS' LIST STATUS**

Subject's name is not enlisted as a defaulter in the publicly available RBI Defaulters' list.

**EPF (Employee Provident Fund) DEFAULTERS' LIST STATUS**

Subject's name is not enlisted as a defaulter in the publicly available EPF (Employee Provident Fund) Defaulters' list as of 31-03-2018.

**BIFR (Board for Industrial & Financial Reconstruction) LISTING STATUS**

Subject's name is not listed as a Sick Unit in the publicly available BIFR (Board for Industrial & Financial Reconstruction) list as of 04.12.2018

**DISCLAIMER :** This Report is **PRIVATE & CONFIDENTIAL** and it is prepared at the request of and for its use by the Subscriber only. The Subscriber shall use the contents of the Report merely as an aid to its business. Mira Inform Private Limited ("MIPL") has collated information/data in the Report, which have not been verified unless otherwise specifically mentioned in the Report. The Subscriber shall independently verify the accuracy and correctness of the information/data before in any way acting upon the same. MIPL shall not be liable for any harm, injury, loss or damage caused to the Subscriber due to default by the Subscriber's debtors/beneficiaries in fulfilling their obligations of any nature whatsoever. This Report or any of its portion shall not be used as a documentary evidence or otherwise before any investigative agencies or forum of law. This Report is confidential and proprietary to MIPL. The Subscriber and/or any other person(s) may not reproduce, publish or disclose any of the contents of the Report to others without the express authorization of MIPL. This Report is prepared and issued to the Subscriber without any risk, responsibility or liability on the part of MIPL or its officials.

**IBBI (Insolvency and Bankruptcy Board of India) LISTING STATUS**

Subject's name is not listed in the publicly available IBBI (Insolvency and Bankruptcy Board of India) list as of report date.

**INFORMATION DENIED BY**

<b>Name :</b>	Mr. Rakesh
<b>Designation :</b>	Manager Purchase
<b>Contact No.:</b>	91-9922404280
<b>Date :</b>	03.12.2018

Tel No.:91-253-2381065 /2381809/ 2381059 – RINGING

**LOCATIONS**

<b>Registered Office / Factory 1:</b>	P. No. H-107, MIDC, Ambad, Nashik – 422010, Maharashtra, India
<b>Tel. No.:</b>	91-253-2381065 /2381809/ 2381059
<b>Mobile No.:</b>	91-9922404280 (Mr. Rakesh)
<b>Fax No.:</b>	91-253-2381411
<b>E-Mail :</b>	<a href="mailto:accounts@innovarubbers.com">accounts@innovarubbers.com</a>
<b>Website :</b>	<a href="http://www.innovarubbers.com">http://www.innovarubbers.com</a>
<b>Factory 2:</b>	Plot No.A-26/27, M. I. D. C., Ambad, Nashik -422 010, Maharashtra, India

**DISCLAIMER :** This Report is **PRIVATE & CONFIDENTIAL** and it is prepared at the request of and for its use by the Subscriber only. The Subscriber shall use the contents of the Report merely as an aid to its business. Mira Inform Private Limited ("MIPL") has collated information/data in the Report, which have not been verified unless otherwise specifically mentioned in the Report. The Subscriber shall independently verify the accuracy and correctness of the information/data before in any way acting upon the same. MIPL shall not be liable for any harm, injury, loss or damage caused to the Subscriber due to default by the Subscriber's debtors/beneficiaries in fulfilling their obligations of any nature whatsoever. This Report or any of its portion shall not be used as a documentary evidence or otherwise before any investigative agencies or forum of law. This Report is confidential and proprietary to MIPL. The Subscriber and/or any other person(s) may not reproduce, publish or disclose any of the contents of the Report to others without the express authorization of MIPL. This Report is prepared and issued to the Subscriber without any risk, responsibility or liability on the part of MIPL or its officials.

**DIRECTORS**

AS ON 31.03.2018

<b>Name :</b>	Mr. Hemant Madhav Bakshi
<b>Designation :</b>	Managing Director
<b>Address :</b>	Ambarish, Plot 705/2/1B/41/6, D J Classic Housing Society Gangapur Road, Near Prasad Mangal Karyala, Nashik -422013, Maharashtra, India
<b>Date of Birth/Age :</b>	20.04.1956
<b>Qualification:</b>	B Sc
<b>Date of Appointment :</b>	20.01.2000
<b>DIN No.:</b>	00361834
<b>PAN No.:</b>	AABPB8694E
<b>Name :</b>	Mr. Sachin Shreeram Ambardekar
<b>Designation :</b>	Managing Director
<b>Address :</b>	Samraat Signature, Flat No A805, Serene Meadows Anandwalli Nashik - 422013, Maharashtra, India
<b>Date of Birth/Age :</b>	14.06.1975
<b>Qualification:</b>	B E
<b>Date of Appointment :</b>	20.01.2000
<b>DIN No.:</b>	00488506
<b>PAN No.:</b>	AABPA3178N

**KEY EXECUTIVE**

<b>Name :</b>	Mr. Rakesh
<b>Designation :</b>	Manager Purchase

**MAJOR SHAREHOLDERS**

AS ON 31.03.2018

Names of Shareholders	No. of Shares
Hemant Madhav Bakshi jointly with Madhura Hemant Bakshi Neha Pushkaraj Chaphalkar	609575
Madhura Hemant Bakshi jointly with Hemant Madhav Bakshi Neha Pushkaraj Chaphalkar	590425
Neha Pushkaraj Chaphalkar Hemant Madhav Bakshi Madhura Hemant Bakshi	120000

**DISCLAIMER :** This Report is **PRIVATE & CONFIDENTIAL** and it is prepared at the request of and for its use by the Subscriber only. The Subscriber shall use the contents of the Report merely as an aid to its business. Mira Inform Private Limited ("MIPL") has collated information/data in the Report, which have not been verified unless otherwise specifically mentioned in the Report. The Subscriber shall independently verify the accuracy and correctness of the information/data before in any way acting upon the same. MIPL shall not be liable for any harm, injury, loss or damage caused to the Subscriber due to default by the Subscriber's debtors/beneficiaries in fulfilling their obligations of any nature whatsoever. This Report or any of its portion shall not be used as a documentary evidence or otherwise before any investigative agencies or forum of law. This Report is confidential and proprietary to MIPL. The Subscriber and/or any other person(s) may not reproduce, publish or disclose any of the contents of the Report to others without the express authorization of MIPL. This Report is prepared and issued to the Subscriber without any risk, responsibility or liability on the part of MIPL or its officials.

Shreeram Vasudeo Ambardekar jointly with Vijaya Shreeram Ambardekar		440000
Sachin Shreeram Ambardekar jointly with Ketki Sachin Ambardekar		440000
Sachin Shreeram Ambardekar jointly with Sonali Sameer Ambardekar		440000
Swapnil Santosh Mekal jointly with Dhanashri Santosh Mekal		160000
Dhanashri Santosh Mekal jointly with Swapnil Santosh Mekal		160000
Santosh Vasant Mekal – HUF		340000
Saroja Santosh Mekal jointly with Santosh Vasant Mekal		660000
<b>Total</b>		<b>3960000</b>

**Equity Share Break up (Percentage of Total Equity)**

**AS ON 30.09.2018**

Category	Percentage
Promoters- Individual/Hindu Undivided Family- Indian	26.50
Public/Other than promoters- Individual/Hindu Undivided Family- Indian	73.50
<b>Total</b>	<b>100.00</b>

**Share holding pattern**

- Promoters- Individual/Hindu Undivided Family- Indian
- Public/Other than promoters- Individual/Hindu Undivided Family- Indian



**BUSINESS DETAILS**

<b>Line of Business :</b>	Production of Rubber Compound, Auto Rubber parts such as Silent Block Bushes, Mountings, Moulded Hoses, Vibration Dampers, Couplings, etc. for Automotive and Industrial applications and articles of vulcanized rubber (other than hard rubber) etc and also into the trading of auto parts. [Registered Activity]		
<b>Products / Services :</b>	<b>Name and Description of main products / services</b>	<b>NIC Code</b>	<b>of the Product/service</b>
	Manufacture of parts and accessories for motor vehicles	29301	
	Manufacture of parts and accessories of motorcycles	30913	
	Sale of motor vehicle parts and accessories	45300	
<b>Brand Names :</b>	Not Available		
<b>Agencies Held :</b>	Not Available		
<b>Exports :</b>			
<b>Countries:</b>	<ul style="list-style-type: none"> <li>• United States of America</li> <li>• Europe</li> </ul>		
<b>Imports :</b>	Not Divulged		
<b>Terms :</b>	Not Divulged		

**PRODUCTION STATUS – (NOT AVAILABLE)**

**GENERAL INFORMATION**

<b>Suppliers :</b>	<p><b>Automotive Sector</b></p> <ul style="list-style-type: none"> <li>• Mahindra &amp; Mahindra Limited</li> <li>• Bajaj Auto Limited</li> <li>• Tata Motors Limited, etc.</li> </ul> <p><b>Non-Automotive Sectors</b></p> <ul style="list-style-type: none"> <li>• Cummins India Limited</li> <li>• Kirloskar Oil Engines Limited, etc.</li> </ul>
--------------------	--

<b>Customers :</b>	<b>Reference :</b>	Not Divulged	
	<b>Name of the Person :</b>	--	
	<b>Contact No.:</b>	--	
	<b>Since How Long Known :</b>	--	
	<b>Maximum Limit Dealt :</b>	--	
	<b>Experience :</b>	--	
	<b>Remark:</b>	--	
<b>No. of Employees :</b>	Information denied by the management		
<b>Bankers :</b>	<b>Banker Name :</b>	The Shamrao Vitthal Co-Operative Bank Limited	
	<b>Branch :</b>	Parshwanath CHS, Near Symbiosis College, Plot No 29, Sector S.S.A.1. NH Shrawan Sector, Ambad CIDCO, Nashik - 422009, Maharashtra, India	
	<b>Person Name (With Designation) :</b>		
	<b>Contact Number :</b>		
	<b>Name of Account Holder :</b>		
	<b>Account Number :</b>		
	<b>Account Since (Date/Year of Account Opening) :</b>		
	<b>Average Balance Maintained :</b>		
	<b>Credit Facilities Enjoyed (CC/OD/Term Loan) :</b>		
	<b>Account Operation :</b>		
<b>Remark :</b>			
<b>Facilities :</b>	<b>(INR In Million)</b>		
	<b>SECURED LOAN</b>	<b>As on 31.03.2018</b>	<b>As on 31.03.2017</b>
	<b>LONG TERM BORROWING</b>		
	Rupee term loans from banks	157.650	157.075
	<b>SHORT TERM BORROWING</b>		
	Working capital loans from banks	143.670	121.462
<b>Total</b>	<b>301.320</b>	<b>278.537</b>	

<b>Auditors :</b>	
<b>Name :</b>	A P R and Associates Chartered Accountants
<b>Address :</b>	9, Zenab Niwas, L. J. Road, Dadar (West), Mumbai – 400028, Maharashtra, India
<b>PAN N Income-tax PAN of auditor or auditor's firm :</b>	AAAFK1568P
<b>Memberships :</b>	Not Available

**DISCLAIMER :** This Report is **PRIVATE & CONFIDENTIAL** and it is prepared at the request of and for its use by the Subscriber only. The Subscriber shall use the contents of the Report merely as an aid to its business. Mira Inform Private Limited ("MIPL") has collated information/data in the Report, which have not been verified unless otherwise specifically mentioned in the Report. The Subscriber shall independently verify the accuracy and correctness of the information/data before in any way acting upon the same. MIPL shall not be liable for any harm, injury, loss or damage caused to the Subscriber due to default by the Subscriber's debtors/beneficiaries in fulfilling their obligations of any nature whatsoever. This Report or any of its portion shall not be used as a documentary evidence or otherwise before any investigative agencies or forum of law. This Report is confidential and proprietary to MIPL. The Subscriber and/or any other person(s) may not reproduce, publish or disclose any of the contents of the Report to others without the express authorization of MIPL. This Report is prepared and issued to the Subscriber without any risk, responsibility or liability on the part of MIPL or its officials.

<b>Collaborators :</b>	Not Available
<b>Other related party :</b>	<ul style="list-style-type: none"> <li>• Vee Tee Auto Manufacturing Company Private Limited, India [U40100MH1988PTC048986]</li> <li>• H.M. Bakshi (HUF)</li> </ul>

**CAPITAL STRUCTURE**

**AS ON 31.03.2018**

**Authorised Capital :**

No. of Shares	Type	Value	Amount
3997000	Equity Shares	INR 10/- each	INR 39.970 Million
3000	Preference shares	INR 10/- each	INR 30.030 Million
	<b>Total</b>		<b>INR 40.000 Million</b>

**Issued, Subscribed & Paid-up Capital :**

No. of Shares	Type	Value	Amount
3960000	Equity Shares	INR 10/- each	INR 39.600 Million

**FINANCIAL DATA**  
*[all figures are INR Million]*

**ABRIDGED BALANCE SHEET**

SOURCES OF FUNDS	31.03.2018	31.03.2017	31.03.2016
<b>I. EQUITY AND LIABILITIES</b>			
(1) Shareholders' Funds			
(a) Share Capital	39.600	39.600	39.612
(b) Reserves and Surplus	334.709	307.901	300.914
(c) Money received against share warrants	0.000	0.000	0.000
(2) Share Application money pending allotment	0.000	0.000	0.000
<b>Total Shareholders' Funds (1) + (2)</b>	<b>374.309</b>	<b>347.501</b>	<b>340.526</b>
(3) Non-Current Liabilities			
(a) long-term borrowings	190.830	194.542	189.022
(b) Deferred tax liabilities (Net)	(3.455)	(6.635)	(2.225)
(c) Other long-term liabilities	0.000	0.000	0.000
(d) long-term provisions	3.740	4.191	3.669
<b>Total Non-current Liabilities (3)</b>	<b>191.115</b>	<b>192.098</b>	<b>190.466</b>
(4) Current Liabilities			
(a) Short-term borrowings	143.670	121.462	110.620
(b) Trade payables	392.364	365.454	325.472
(c) Other current liabilities	97.343	108.715	126.501
(d) Short-term provisions	70.137	68.612	74.016
<b>Total Current Liabilities (4)</b>	<b>703.514</b>	<b>664.243</b>	<b>636.609</b>
<b>TOTAL</b>	<b>1268.938</b>	<b>1203.842</b>	<b>1167.601</b>
<b>II. ASSETS</b>			
(1) Non-current assets			
(a) Fixed Assets			
(i) Tangible assets	530.261	526.207	448.429
(ii) Intangible Assets	10.749	15.293	18.968
(iii) Tangible assets capital work-in-progress	93.809	66.599	141.688
(iv) Intangible assets under development	0.000	0.000	0.000
(b) Non-current Investments	3.512	1.012	1.012
(c) Deferred tax assets (net)	0.000	0.000	0.000
(d) Long-term loans and advances	7.381	6.134	5.175
(e) Other Non-current assets	0.000	0.000	0.000

**DISCLAIMER** : This Report is **PRIVATE & CONFIDENTIAL** and it is prepared at the request of and for its use by the Subscriber only. The Subscriber shall use the contents of the Report merely as an aid to its business. Mira Inform Private Limited ("MIPL") has collated information/data in the Report, which have not been verified unless otherwise specifically mentioned in the Report. The Subscriber shall independently verify the accuracy and correctness of the information/data before in any way acting upon the same. MIPL shall not be liable for any harm, injury, loss or damage caused to the Subscriber due to default by the Subscriber's debtors/beneficiaries in fulfilling their obligations of any nature whatsoever. This Report or any of its portion shall not be used as a documentary evidence or otherwise before any investigative agencies or forum of law. This Report is confidential and proprietary to MIPL. The Subscriber and/or any other person(s) may not reproduce, publish or disclose any of the contents of the Report to others without the express authorization of MIPL. This Report is prepared and issued to the Subscriber without any risk, responsibility or liability on the part of MIPL or its officials.

<b>Total Non-Current Assets</b>	<b>645.712</b>	<b>615.245</b>	<b>615.272</b>
(2) Current assets			
(a) Current investments	0.000	0.000	0.000
(b) Inventories	114.662	110.067	105.833
(c) Trade receivables	399.925	343.701	318.145
(d) Cash and bank balances	21.703	9.925	7.872
(e) Short-term loans and advances	76.943	117.989	112.889
(f) Other current assets	9.993	6.915	7.590
<b>Total Current Assets</b>	<b>623.226</b>	<b>588.597</b>	<b>552.329</b>
<b>TOTAL</b>	<b>1268.938</b>	<b>1203.842</b>	<b>1167.601</b>

**PROFIT & LOSS ACCOUNT**

	<b>PARTICULARS</b>	<b>31.03.2018</b>	<b>31.03.2017</b>	<b>31.03.2016</b>
	<b>SALES</b>			
	Income	1781.730	1563.277	1490.420
	Other Income	20.339	13.776	14.090
	<b>TOTAL</b>	<b>1802.069</b>	<b>1577.053</b>	<b>1504.510</b>
<b>Less</b>	<b>EXPENSES</b>			
	Cost of Materials Consumed	882.466	759.629	750.022
	Purchases of Stock-in-Trade	187.932	153.177	129.939
	Changes in inventories of finished goods, work-in-progress and Stock-in-Trade	13.843	(0.561)	(10.263)
	Employee benefit expense	298.604	288.965	273.301
	CSR expenditure	0.000	0.048	0.000
	Other expenses	270.961	255.873	257.596
	<b>TOTAL</b>	<b>1653.806</b>	<b>1457.131</b>	<b>1400.595</b>
	<b>PROFIT/ (LOSS) BEFORE INTEREST, TAX, DEPRECIATION AND AMORTISATION</b>	<b>148.263</b>	<b>119.922</b>	<b>103.915</b>
<b>Less</b>	<b>FINANCIAL EXPENSES</b>	44.077	44.330	39.487
	<b>PROFIT / (LOSS) BEFORE TAX, DEPRECIATION AND AMORTISATION</b>	<b>104.186</b>	<b>75.592</b>	<b>64.428</b>
<b>Less/ Add</b>	<b>DEPRECIATION/ AMORTISATION</b>	73.268	72.015	62.615
	<b>PROFIT/ (LOSS) BEFORE TAX</b>	<b>30.918</b>	<b>3.577</b>	<b>1.813</b>
<b>Less</b>	<b>TAX</b>	4.111	(3.410)	5.350

**DISCLAIMER** : This Report is **PRIVATE & CONFIDENTIAL** and it is prepared at the request of and for its use by the Subscriber only. The Subscriber shall use the contents of the Report merely as an aid to its business. Mira Inform Private Limited ("MIPL") has collated information/data in the Report, which have not been verified unless otherwise specifically mentioned in the Report. The Subscriber shall independently verify the accuracy and correctness of the information/data before in any way acting upon the same. MIPL shall not be liable for any harm, injury, loss or damage caused to the Subscriber due to default by the Subscriber's debtors/beneficiaries in fulfilling their obligations of any nature whatsoever. This Report or any of its portion shall not be used as a documentary evidence or otherwise before any investigative agencies or forum of law. This Report is confidential and proprietary to MIPL. The Subscriber and/or any other person(s) may not reproduce, publish or disclose any of the contents of the Report to others without the express authorization of MIPL. This Report is prepared and issued to the Subscriber without any risk, responsibility or liability on the part of MIPL or its officials.

	<b>PROFIT/ (LOSS) AFTER TAX</b>	<b>26.807</b>	<b>6.987</b>	<b>(3.537)</b>
	<b>Earnings / (Loss) Per Share (INR)</b>	<b>6.77</b>	<b>1.76</b>	<b>(0.89)</b>

**CURRENT MATURITIES OF LONG TERM DEBT DETAILS**

Particulars	31.03.2018	31.03.2017	31.03.2016
Current Maturities of Long term debt	63.372	85.670	103.103
Cash generated from operations	NA	NA	NA
Net cash flows from (used in) operations	113.567	131.102	102.768
Net cash flows from (used in) operating activities	179.230	124.711	102.768

**KEY RATIOS**

**EFFICIENCY RATIOS**

PARTICULARS	31.03.2018	31.03.2017	31.03.2016
Average Collection Days (Sundry Debtors / Income * 365 Days)	81.93	80.25	77.91
Account Receivables Turnover (Income / Sundry Debtors)	4.46	4.55	4.68
Average Payment Days (Sundry Creditors / Purchases * 365 Days)	133.79	146.13	135.00
Inventory Turnover (Operating Income / Inventories)	1.29	1.09	0.98
Asset Turnover (Operating Income / Net Fixed Assets)	0.23	0.20	0.17

**LEVERAGE RATIOS**

PARTICULARS	31.03.2018	31.03.2017	31.03.2016
Debt Ratio ((Borrowing + Current Liabilities) / Total Assets)	0.75	0.78	0.80
Debt Equity Ratio (Total Liability / Networth)	1.06	1.16	1.18

**DISCLAIMER** : This Report is **PRIVATE & CONFIDENTIAL** and it is prepared at the request of and for its use by the Subscriber only. The Subscriber shall use the contents of the Report merely as an aid to its business. Mira Inform Private Limited ("MIPL") has collated information/data in the Report, which have not been verified unless otherwise specifically mentioned in the Report. The Subscriber shall independently verify the accuracy and correctness of the information/data before in any way acting upon the same. MIPL shall not be liable for any harm, injury, loss or damage caused to the Subscriber due to default by the Subscriber's debtors/beneficiaries in fulfilling their obligations of any nature whatsoever. This Report or any of its portion shall not be used as a documentary evidence or otherwise before any investigative agencies or forum of law. This Report is confidential and proprietary to MIPL. The Subscriber and/or any other person(s) may not reproduce, publish or disclose any of the contents of the Report to others without the express authorization of MIPL. This Report is prepared and issued to the Subscriber without any risk, responsibility or liability on the part of MIPL or its officials.

Current Liabilities to Networth (Current Liabilities / Net Worth)	1.88	1.91	1.87
Fixed Assets to Networth (Net Fixed Assets / Networth)	1.70	1.75	1.79
Interest Coverage Ratio (PBIT / Financial Charges)	3.36	2.71	2.63

**PROFITABILITY RATIOS**

PARTICULARS		31.03.2018	31.03.2017	31.03.2016
Net Profit Margin ((PAT / Sales) * 100)	%	1.50	0.45	(0.24)
Return on Total Assets ((PAT / Total Assets) * 100)	%	2.11	0.58	(0.30)
Return on Investment (ROI) ((PAT / Networth) * 100)	%	7.16	2.01	(1.04)

**SOLVENCY RATIOS**

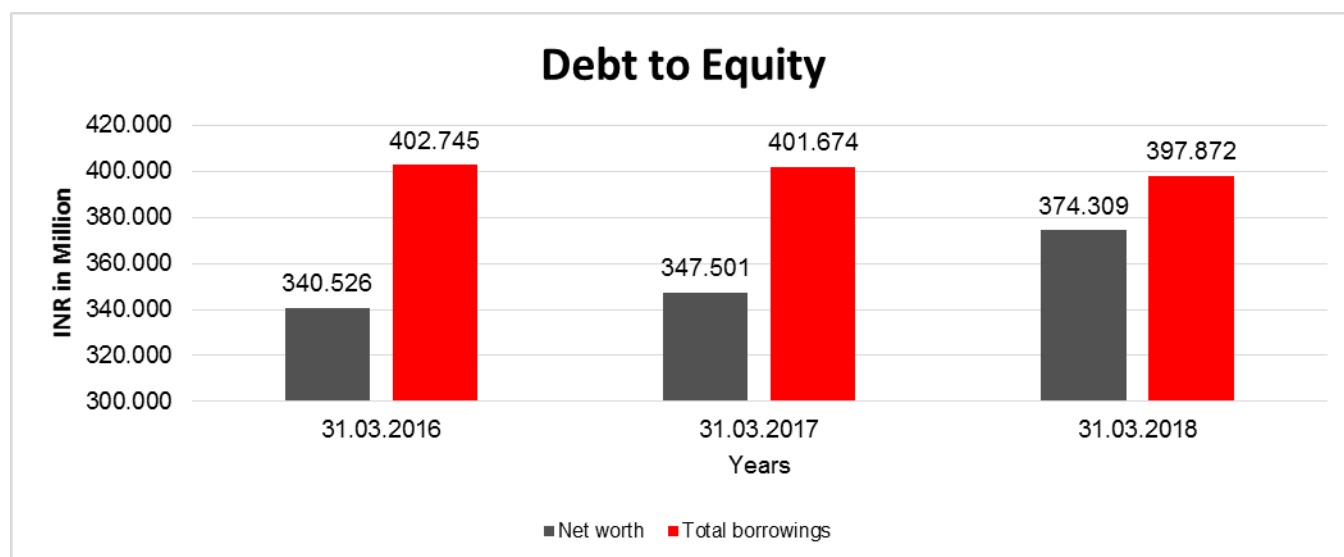
PARTICULARS		31.03.2018	31.03.2017	31.03.2016
Current Ratio (Current Assets / Current Liabilities)		0.89	0.89	0.87
Quick Ratio ((Current Assets – Inventories) / Current Liabilities)		0.72	0.72	0.70
G-Score Ratio Financial (Networth / Total Assets)		0.29	0.29	0.29
G-Score Ratio Debt (Debts / Equity Capital)		10.05	10.14	10.17
G-Score Ratio Liquidity (Total Current Assets / Total Current Liabilities)		0.89	0.89	0.87

Total Liability = Short-term Debt + Long-term Debt + Current Maturities of Long-term debts

**FINANCIAL ANALYSIS**  
*[all figures are INR Million]*

**DEBT EQUITY RATIO**

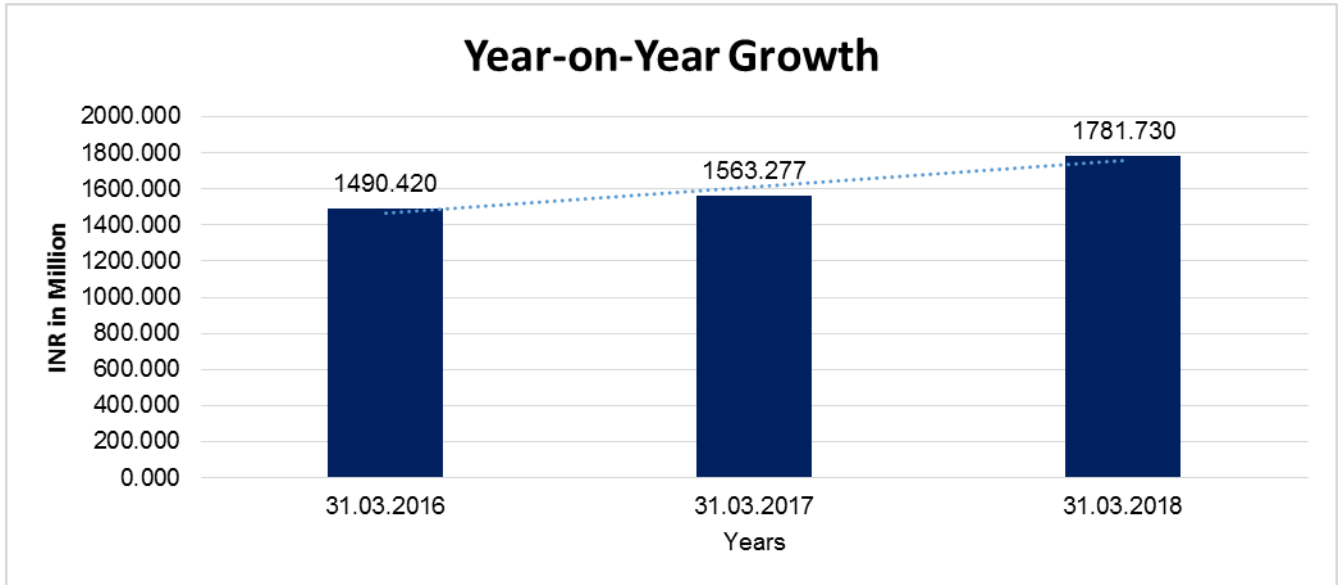
Particular	31.03.2016 (INR In Million)	31.03.2017 (INR In Million)	31.03.2018 (INR In Million)
Share Capital	39.612	39.600	39.600
Reserves & Surplus	300.914	307.901	334.709
Money received against share warrants	0.000	0.000	0.000
Share Application money pending allotment	0.000	0.000	0.000
<b>Net worth</b>	<b>340.526</b>	<b>347.501</b>	<b>374.309</b>
Long-term borrowings	189.022	194.542	190.830
Short term borrowings	110.620	121.462	143.670
Current maturities of long-term debts	103.103	85.670	63.372
<b>Total borrowings</b>	<b>402.745</b>	<b>401.674</b>	<b>397.872</b>
<b>Debt/Equity ratio</b>	<b>1.183</b>	<b>1.156</b>	<b>1.063</b>



**YEAR-ON-YEAR GROWTH**

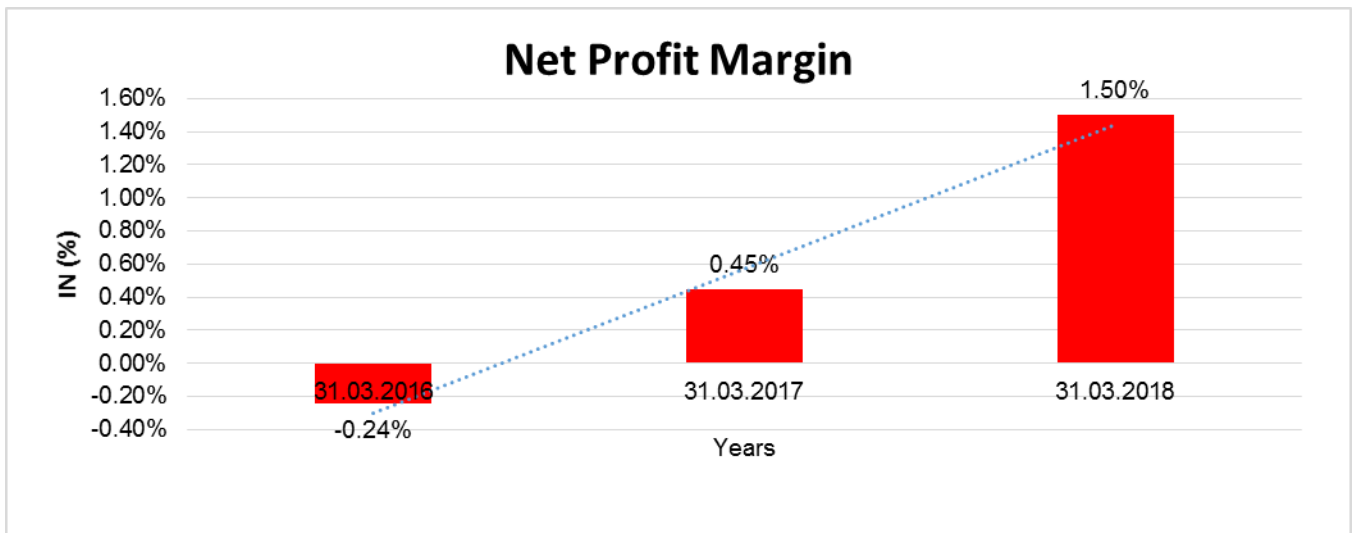
Year on Year Growth	31.03.2016 (INR In Million)	31.03.2017 (INR In Million)	31.03.2018 (INR In Million)
Sales	1490.420	1563.277	1781.730
		<b>4.888</b>	<b>13.974</b>

**DISCLAIMER** : This Report is **PRIVATE & CONFIDENTIAL** and it is prepared at the request of and for its use by the Subscriber only. The Subscriber shall use the contents of the Report merely as an aid to its business. Mira Inform Private Limited ("MIPL") has collated information/data in the Report, which have not been verified unless otherwise specifically mentioned in the Report. The Subscriber shall independently verify the accuracy and correctness of the information/data before in any way acting upon the same. MIPL shall not be liable for any harm, injury, loss or damage caused to the Subscriber due to default by the Subscriber's debtors/beneficiaries in fulfilling their obligations of any nature whatsoever. This Report or any of its portion shall not be used as a documentary evidence or otherwise before any investigative agencies or forum of law. This Report is confidential and proprietary to MIPL. The Subscriber and/or any other person(s) may not reproduce, publish or disclose any of the contents of the Report to others without the express authorization of MIPL. This Report is prepared and issued to the Subscriber without any risk, responsibility or liability on the part of MIPL or its officials.



**NET PROFIT MARGIN**

Net Profit Margin	31.03.2016	31.03.2017	31.03.2018
	(INR In Million)	(INR In Million)	(INR In Million)
Sales	1490.420	1563.277	1781.730
Profit/ (Loss)	(3.537)	6.987	26.807
	<b>(0.24 %)</b>	<b>0.45 %</b>	<b>1.50 %</b>



**DISCLAIMER** : This Report is **PRIVATE & CONFIDENTIAL** and it is prepared at the request of and for its use by the Subscriber only. The Subscriber shall use the contents of the Report merely as an aid to its business. Mira Inform Private Limited ("MIPL") has collated information/data in the Report, which have not been verified unless otherwise specifically mentioned in the Report. The Subscriber shall independently verify the accuracy and correctness of the information/data before in any way acting upon the same. MIPL shall not be liable for any harm, injury, loss or damage caused to the Subscriber due to default by the Subscriber's debtors/beneficiaries in fulfilling their obligations of any nature whatsoever. This Report or any of its portion shall not be used as a documentary evidence or otherwise before any investigative agencies or forum of law. This Report is confidential and proprietary to MIPL. The Subscriber and/or any other person(s) may not reproduce, publish or disclose any of the contents of the Report to others without the express authorization of MIPL. This Report is prepared and issued to the Subscriber without any risk, responsibility or liability on the part of MIPL or its officials.

**LOCAL AGENCY FURTHER INFORMATION**

Sr. No.	Check list by info agents	Available in Report (Yes/No)
1	Year of establishment	Yes
2	Constitution of the entity -Incorporation details	Yes
3	Locality of the entity	Yes
4	Premises details	No
5	Buyer visit details	--
6	Contact numbers	Yes
7	Name of the person contacted	No
8	Designation of contact person	No
9	Promoter's background	Yes
10	Date of Birth of Proprietor / Partners / Directors	Yes
11	Pan Card No. of Proprietor / Partners	Yes
12	Voter Id Card No. of Proprietor / Partners	No
13	Type of business	Yes
14	Line of Business	Yes
15	Export/import details (if applicable)	Yes
16	No. of employees	No
17	Details of sister concerns	Yes
18	Major suppliers	Yes
19	Major customers	No
20	Banking Details	Yes
21	Banking facility details	Yes
22	Conduct of the banking account	--
23	Financials, if provided	Yes
24	Capital in the business	Yes
25	Last accounts filed at ROC, if applicable	Yes
26	Turnover of firm for last three years	Yes
27	Reasons for variation <> 20%	--
28	Estimation for coming financial year	No
29	Profitability for last three years	Yes
30	Major shareholders, if available	Yes
31	External Agency Rating, if available	No
32	Litigations that the firm/promoter involved in	--
33	Market information	--
34	Payments terms	No
35	Negative Reporting by Auditors in the Annual Report	No

**CORPORATE BACKGROUND**

Innova Rubbers was established in the year 1994 as a partnership firm. It was converted into a private limited company in the year 2000. The company is engaged in the production of Rubber Compound, Auto Rubber parts

**DISCLAIMER** : This Report is **PRIVATE & CONFIDENTIAL** and it is prepared at the request of and for its use by the Subscriber only. The Subscriber shall use the contents of the Report merely as an aid to its business. Mira Inform Private Limited ("MIPL") has collated information/data in the Report, which have not been verified unless otherwise specifically mentioned in the Report. The Subscriber shall independently verify the accuracy and correctness of the information/data before in any way acting upon the same. MIPL shall not be liable for any harm, injury, loss or damage caused to the Subscriber due to default by the Subscriber's debtors/beneficiaries in fulfilling their obligations of any nature whatsoever. This Report or any of its portion shall not be used as a documentary evidence or otherwise before any investigative agencies or forum of law. This Report is confidential and proprietary to MIPL. The Subscriber and/or any other person(s) may not reproduce, publish or disclose any of the contents of the Report to others without the express authorization of MIPL. This Report is prepared and issued to the Subscriber without any risk, responsibility or liability on the part of MIPL or its officials.

such as Silent Block Bushes, Mountings, Hoses, Dampers, Couplings, etc for Automotive and Industrial applications. The company is also into the trading of auto parts. The company is mainly catering to the automotive sector with supplies to Mahindra & Mahindra Limited, Bajaj Auto Limited, Tata Motors Limited, etc. The company is also supplying to the companies in the non-automotive sectors such as Cummins India Limited, Kirloskar Oil Engines Limited, etc. The company is also into exports. Exports are mainly to USA to companies such as Magnetti Marelli, Tenneco Automotive, etc and also to Europe.

**OPERATIONS:**

The Company continues to be engaged in the activities pertaining to production of Rubber Compound, Auto Rubber parts such as Silent Block Bushes, Mountings, Moulded Hoses, Vibration Dampers, Couplings, etc. for Automotive and Industrial applications and articles of vulcanized rubber (other than hard rubber) etc. The company is also into the trading of auto parts. The company is mainly catering to the automotive sector with supplies to the domestic automotive companies. The company is also supplying to the companies in the non-automotive sectors. The company is also into exports to countries such as USA, Europe, etc.

**UNSECURED LOANS:**

(INR In Million)

Particulars	As on 31.03.2018	As on 31.03.2017
<b>LONG TERM BORROWING</b>		
Deferred payment Indian sources	8.442	13.079
Deposits from shareholders	2.800	2.800
Loans and advances from related parties	21.938	21.588
<b>Total</b>	<b>33.180</b>	<b>37.467</b>

**INDEX OF CHARGE:**

SN O	SRN	CHARGE ID	CHARGE HOLDER NAME	DATE OF CREATI ON	DATE OF MODIFICA TION	AMOUNT	ADDRESS
1	G86894 383	100175 127	DAIMLE R FINANCI AL SERVIC ES INDIA PRIVAT E LIMITED	27/04/2 018	-	4200000.0	UNIT 202, 2ND FLOOR, CAMPUS 3B,RMZ MILLENNIABUSINESS PARK, NO.143, DR. M.G.R.ROAD,PERUNGUDI CHENNAITA600096IN
2	G86895 125	100175 129	DAIMLE R FINANCI AL SERVIC ES	27/04/2 018	-	4200000.0	UNIT 202, 2ND FLOOR, CAMPUS 3B,RMZ MILLENNIABUSINESS PARK, NO.143, DR. M.G.R.ROAD,PERUNGUDI CHENNAITA600096IN

**DISCLAIMER :** This Report is **PRIVATE & CONFIDENTIAL** and it is prepared at the request of and for its use by the Subscriber only. The Subscriber shall use the contents of the Report merely as an aid to its business. Mira Inform Private Limited ("MIPL") has collated information/data in the Report, which have not been verified unless otherwise specifically mentioned in the Report. The Subscriber shall independently verify the accuracy and correctness of the information/data before in any way acting upon the same. MIPL shall not be liable for any harm, injury, loss or damage caused to the Subscriber due to default by the Subscriber's debtors/beneficiaries in fulfilling their obligations of any nature whatsoever. This Report or any of its portion shall not be used as a documentary evidence or otherwise before any investigative agencies or forum of law. This Report is confidential and proprietary to MIPL. The Subscriber and/or any other person(s) may not reproduce, publish or disclose any of the contents of the Report to others without the express authorization of MIPL. This Report is prepared and issued to the Subscriber without any risk, responsibility or liability on the part of MIPL or its officials.

			INDIA PRIVAT E LIMITED				
3	G86725 702	100174 645	THE SHAMR AO VITTHAL CO- OPERAT IVE BANK LTD	26/04/2 018	-	2500000.0	PARSHWANATH CO-OP HOUSING SOCIETY, NEAR SYMBIOSIS,PLOT NO.29, SECTOR SSA-1, SHRAWAN SECTOR, AMBADNASHIKMH422009I N
4	G86725 140	100174 644	THE SHAMR AO VITTHAL CO- OPERAT IVE BANK LTD	23/04/2 018	-	2500000.0	PARSHWANATH CO-OP HOUSING SOCIETY, NEAR SYMBIOSIS,PLOT NO.29, SECTOR SSA-1, SHRAWAN SECTOR, AMBADNASHIKMH422009I N
5	G82725 029	100166 265	THE SHAMR AO VITHAL CO- OPERAT IVE BANK LIMITED	09/03/2 018	-	24662000.0	PARSHWANATH CHS,NEAR SYMBIOSIS COLLEGE, PLOT NO 29SECTOR S.S.A.1. NH SHRAWAN SECTOR, AMBAD CIDCONASHIKMH422009IN
6	G82709 197	100166 150	THE SHAMR AO VITHAL CO- OPERAT IVE BANK LIMITED	09/03/2 018	-	82500000.0	PARSHWANATH CHS,NEAR SYMBIOSIS COLLEGE, PLOT NO 29SECTOR S.S.A.1. NH SHRAWAN SECTOR, AMBAD CIDCONASHIKMH422009IN
7	G38463 998	100063 020	THE SHAMR AO VITTHAL CO- OPERAT IVE BANK LTD	26/10/2 016	22/02/2017	87000000.0	PARSHWANATH CO-OP HOUSING SOCIETY, NEAR SYMBIOSIS,PLOT NO.29, SECTOR SSA-1, SHRAWAN SECTOR, AMBADNASHIKMH422009I N

8	G25117 557	100062 337	DAIMLE R FINANCI AL SERVIC ES INDIA PRIVAT E LIMITED	20/10/2 016	-	7000000.0	UNIT 202, 2ND FLOOR, CAMPUS 3B,RMZ MILLENNIABUSINESS PARK, NO.143, DR. M.G.R.ROAD,PERUNGUDI CHENNAITA600096IN
9	G25120 395	100062 339	DAIMLE R FINANCI AL SERVIC ES INDIA PRIVAT E LIMITED	20/10/2 016	-	7000000.0	UNIT 202, 2ND FLOOR, CAMPUS 3B,RMZ MILLENNIABUSINESS PARK, NO.143, DR. M.G.R.ROAD,PERUNGUDI CHENNAITA600096IN
10	C77698 413	106173 07	THE SHAMR AO VITHAL CO- OPERAT IVE BANK LIMITED	05/01/2 016	-	35000000.0	PARSHWANATH CHS, NR SYMBIOSIS COLLEGE, PLOT NO.29SECTOR SSA1 NH, SHRAWAN SECTOR, AMBADNASHIKMH422009I N

**FIXED ASSETS:**

**Tangible assets**

- Land
- Buildings
- Plant and equipment
- Furniture and fixtures
- Vehicles
- Office equipment
- Computer equipments

**Intangible assets**

- Computer software

**CMT REPORT (Corruption, Money Laundering & Terrorism]**

The Public Notice information has been collected from various sources including but not limited to: **The Courts, India Prisons Service, Interpol, etc.**

**1] INFORMATION ON DESIGNATED PARTY**

No records exist designating subject or any of its beneficial owners, controlling shareholders or senior officers as terrorist or terrorist organization or whom notice had been received that all financial transactions involving their assets have been blocked or convicted, found guilty or against whom a judgement or order had been entered in a proceedings for violating money-laundering, anti-corruption or bribery or international economic or anti-terrorism sanction laws or whose assets were seized, blocked, frozen or ordered forfeited for violation of money laundering or international anti-terrorism laws.

**2] Court Declaration :**

No records exist to suggest that subject is or was the subject of any formal or informal allegations, prosecutions or other official proceeding for making any prohibited payments or other improper payments to government officials for engaging in prohibited transactions or with designated parties.

**3] Asset Declaration :**

No records exist to suggest that the property or assets of the subject are derived from criminal conduct or a prohibited transaction.

**4] Record on Financial Crime :**

Charges or conviction registered against subject: **None**

**5] Records on Violation of Anti-Corruption Laws :**

Charges or investigation registered against subject: **None**

**6] Records on Int'l Anti-Money Laundering Laws/Standards :**

Charges or investigation registered against subject: **None**

**7] Criminal Records**

No available information exist that suggest that subject or any of its principals have been formally charged or convicted by a competent governmental authority for any financial crime or under any formal investigation by a competent government authority for any violation of anti-corruption laws or international anti-money laundering laws or standard.

**8] Affiliation with Government :**

No record exists to suggest that any director or indirect owners, controlling shareholders, director, officer or employee of the company is a government official or a family member or close business associate of a Government official.

**9] Compensation Package :**

Our market survey revealed that the amount of compensation sought by the subject is fair and reasonable and comparable to compensation paid to others for similar services.

**10] Press Report :**

No press reports / filings exists on the subject.

**CORPORATE GOVERNANCE**

MIRA INFORM as part of its Due Diligence do provide comments on Corporate Governance to identify management and governance. These factors often have been predictive and in some cases have created vulnerabilities to credit deterioration.

Our Governance Assessment focuses principally on the interactions between a company's management, its Board of Directors, Shareholders and other financial stakeholders.

**CONTRAVENTION**

Subject is not known to have contravened any existing local laws, regulations or policies that prohibit, restrict or otherwise affect the terms and conditions that could be included in the agreement with the subject.

**FOREIGN EXCHANGE RATES**

Currency	Unit	INR
US Dollar	1	INR 70.43
UK Pound	1	INR 89.66
Euro	1	INR 80.05

**INFORMATION DETAILS**

<b>Information Gathered by :</b>	JRL
<b>Analysis Done by :</b>	NYT
<b>Report Prepared by :</b>	KVT

**SCORE FACTORS**

DEMERIT POINTS		
--BANK CHARGES	YES/NO	YES
--LITIGATION	YES/NO	NO
--OTHER ADVERSE INFORMATION	YES/NO	NO
MERIT POINTS		
--SOLE DISTRIBUTORSHIP	YES/NO	NO
--EXPORT ACTIVITIES	YES/NO	YES
--AFFILIATION	YES/NO	YES
--LISTED	YES/NO	NO
--OTHER MERIT FACTORS	YES/NO	YES

**RATING EXPLANATIONS**

Credit Rating	Explanation	Rating Comments
A++	Minimum Risk	Business dealings permissible with minimum risk of default
A+	Low Risk	Business dealings permissible with low risk of default
A	Acceptable Risk	Business dealings permissible with moderate risk of default
B	Medium Risk	Business dealings permissible on a regular monitoring basis
C	Medium High Risk	Business dealings permissible preferably on secured basis
D	High Risk	Business dealing not recommended or on secured terms only
NB	New Business	No recommendation can be done due to business in infancy stage
NT	No Trace	No recommendation can be done as the business is not traceable

NB is stated where there is insufficient information to facilitate rating. However, it is not to be considered as unfavourable.

This score serves as a reference to assess SC's credit risk and to set the amount of credit to be extended. It is calculated from a composite of weighted scores obtained from each of the major sections of this report. The assessed factors are as follows:

- Financial condition covering various ratios
- Company background and operations size
- Promoters / Management background
- Payment record
- Litigation against the subject
- Industry scenario / competitor analysis
- Supplier / Customer / Banker review (wherever available)

**DISCLAIMER** : This Report is **PRIVATE & CONFIDENTIAL** and it is prepared at the request of and for its use by the Subscriber only. The Subscriber shall use the contents of the Report merely as an aid to its business. Mira Inform Private Limited ("MIPL") has collated information/data in the Report, which have not been verified unless otherwise specifically mentioned in the Report. The Subscriber shall independently verify the accuracy and correctness of the information/data before in any way acting upon the same. MIPL shall not be liable for any harm, injury, loss or damage caused to the Subscriber due to default by the Subscriber's debtors/beneficiaries in fulfilling their obligations of any nature whatsoever. This Report or any of its portion shall not be used as a documentary evidence or otherwise before any investigative agencies or forum of law. This Report is confidential and proprietary to MIPL. The Subscriber and/or any other person(s) may not reproduce, publish or disclose any of the contents of the Report to others without the express authorization of MIPL. This Report is prepared and issued to the Subscriber without any risk, responsibility or liability on the part of MIPL or its officials.