

## MIRA INFORM REPORT

<b>Report No. :</b>	542104
<b>Report Date :</b>	06.12.2018

### IDENTIFICATION DETAILS

<b>Name :</b>	CONSILIENT HEALTH (UK) LIMITED
<b>Registered Office :</b>	3rd Floor 14 Hanover Street Mayfair London W1s 1yh
<b>Country :</b>	United Kingdom
<b>Financials (as on) :</b>	31.03.2017
<b>Date of Incorporation :</b>	18.04.2005
<b>Com. Reg. No.:</b>	05427634
<b>Legal Form :</b>	Private limited with Share Capital
<b>Line of Business :</b>	<ul style="list-style-type: none"> <li>Other Business Support Service Activities N.E.C</li> <li>The provision of services to Consilient Health Ltd in return for a fee calculated on the basis set out in the service agreement</li> </ul>
<b>No. of Employees :</b>	48 (2017)

### RATING & COMMENTS

(Mira Inform has adopted New Rating mechanism w.e.f. 23<sup>rd</sup> January 2017)

<b>MIRA's Rating :</b>	A
------------------------	---

Credit Rating	Explanation	Rating Comments
A	Acceptable Risk	Business dealings permissible with moderate risk of default

<b>Maximum Credit Limit :</b>	£165,000
<b>Status :</b>	Good
<b>Payment Behaviour :</b>	No Complaints
<b>Litigation :</b>	Clear

### NOTES :

**DISCLAIMER :** This Report is **PRIVATE & CONFIDENTIAL** and it is prepared at the request of and for its use by the Subscriber only. The Subscriber shall use the contents of the Report merely as an aid to its business. Mira Inform Private Limited ("MIPL") has collated information/data in the Report, which have not been verified unless otherwise specifically mentioned in the Report. The Subscriber shall independently verify the accuracy and correctness of the information/data before in any way acting upon the same. MIPL shall not be liable for any harm, injury, loss or damage caused to the Subscriber due to default by the Subscriber's debtors/beneficiaries in fulfilling their obligations of any nature whatsoever. This Report or any of its portion shall not be used as a documentary evidence or otherwise before any investigative agencies or forum of law. This Report is confidential and proprietary to MIPL. The Subscriber and/or any other person(s) may not reproduce, publish or disclose any of the contents of the Report to others without the express authorization of MIPL. This Report is prepared and issued to the Subscriber without any risk, responsibility or liability on the part of MIPL or its officials.

Any query related to this report can be made on e-mail : [infodept@mirainform.com](mailto:infodept@mirainform.com) while quoting report number, name and date.

**ECGC Country Risk Classification List**

Country Name	Previous Rating (30.06.2018)	Current Rating (30.09.2018)
United Kingdom	A1	A1

Risk Category	ECGC Classification
Insignificant	A1
Low Risk	A2
Moderately Low Risk	B1
Moderate Risk	B2
Moderately High Risk	C1
High Risk	C2
Very High Risk	D

**DISCLAIMER** : This Report is **PRIVATE & CONFIDENTIAL** and it is prepared at the request of and for its use by the Subscriber only. The Subscriber shall use the contents of the Report merely as an aid to its business. Mira Inform Private Limited ("MIPL") has collated information/data in the Report, which have not been verified unless otherwise specifically mentioned in the Report. The Subscriber shall independently verify the accuracy and correctness of the information/data before in any way acting upon the same. MIPL shall not be liable for any harm, injury, loss or damage caused to the Subscriber due to default by the Subscriber's debtors/beneficiaries in fulfilling their obligations of any nature whatsoever. This Report or any of its portion shall not be used as a documentary evidence or otherwise before any investigative agencies or forum of law. This Report is confidential and proprietary to MIPL. The Subscriber and/or any other person(s) may not reproduce, publish or disclose any of the contents of the Report to others without the express authorization of MIPL. This Report is prepared and issued to the Subscriber without any risk, responsibility or liability on the part of MIPL or its officials.

**UNITED KINGDOM - ECONOMIC OVERVIEW**

The UK, a leading trading power and financial center, is the third largest economy in Europe after Germany and France. Agriculture is intensive, highly mechanized, and efficient by European standards, producing about 60% of food needs with less than 2% of the labor force. The UK has large coal, natural gas, and oil resources, but its oil and natural gas reserves are declining; the UK has been a net importer of energy since 2005. Services, particularly banking, insurance, and business services, are key drivers of British GDP growth. Manufacturing, meanwhile, has declined in importance but still accounts for about 10% of economic output.

In 2008, the global financial crisis hit the economy particularly hard, due to the importance of its financial sector. Falling home prices, high consumer debt, and the global economic slowdown compounded the UK's economic problems, pushing the economy into recession in the latter half of 2008 and prompting the then BROWN (Labour) government to implement a number of measures to stimulate the economy and stabilize the financial markets. Facing burgeoning public deficits and debt levels, in 2010 the then CAMERON-led coalition government (between Conservatives and Liberal Democrats) initiated an austerity program, which has continued under the Conservative government. However, the deficit still remains one of the highest in the G7, standing at 3.6% of GDP as of 2017, and the UK has pledged to lower its corporation tax from 20% to 17% by 2020. The UK had a debt burden of 90.4% GDP at the end of 2017.

The UK economy has begun to slow since the referendum vote to leave the EU in June 2016. A sustained depreciation of the British pound has increased consumer and producer prices, weighing on consumer spending without spurring a meaningful increase in exports. The UK has an extensive trade relationship with other EU members through its single market membership, and economic observers have warned the exit will jeopardize its position as the central location for European financial services. Prime Minister MAY is seeking a new "deep and special" trade relationship with the EU following the UK's exit. However, economists doubt that the UK will be able to preserve the benefits of EU membership without the obligations. The UK is expected to officially leave the EU by the end of March 2019.

Source : CIA

## **COMPANY NAME AND ADDRESS**

Company Name: **CONSILIENT HEALTH (UK) LIMITED**  
Company No: **05427634**  
Company Status: **Active - Accounts Filed**  
Registered Address: **3RD FLOOR 14 HANOVER STREET MAYFAIR LONDON W1S 1YH**

## **COMPANY SUMMARY**

**Registered Address** 3RD FLOOR 14 HANOVER STREET  
MAYFAIR  
LONDON  
W1S 1YH

**Trading Address** 3RD 13-14 Hanover Street  
Mayfair  
London  
W1S 1YH

**Website Address** <http://www.consilienthealth.com>

**Telephone Number** -

**Fax Number**

**TPS** -

**FPS** Yes

**Incorporation Date** 18/04/2005

**Previous Name**

**Type** Private limited with Share Capital

**FTSE Index** -

**Date of Change** -

**Filing Date of Accounts** 03/01/2018

**Currency** GBP

**Share Capital** £1

**CONSILIENT HEALTH (UK) LIMITED - 542104**

**PAGE NO. : 5**

SIC07	82990
Charity Number	-
SIC07 Description	OTHER BUSINESS SUPPORT SERVICE ACTIVITIES N.E.C.
Principal Activity	The provision of services to Consilient Health Ltd in return for a fee calculated on the basis set out in the service agreement.

**CREDIT LIMIT**

Today's Limit £165,000

**ADDITIONAL INFORMATION**

CCJ's	0 (£0)
No CCJ Information To Display	
Ultimate Holding Company	CONSILIENT HEALTH LIMITED
Accountant	-
Mortgages	0
Group	2 companies
Linkages	2300 companies
Countries	In 51 countries

**KEY FINANCIALS**

Year to Date	Turnover	Pre Tax Profit	Shareholder's Funds	Employees
31/03/2017	£5,524,081	£319,505	£1,275,328	48
31/03/2016	£4,785,761	£1,153,849	£1,028,725	38
31/03/2015	£2,021,779	£96,275	£108,873	32

**MORTGAGE SUMMARY**

Total Mortgage	0
Outstanding	0
Satisfied	0

**DISCLAIMER** : This Report is **PRIVATE & CONFIDENTIAL** and it is prepared at the request of and for its use by the Subscriber only. The Subscriber shall use the contents of the Report merely as an aid to its business. Mira Inform Private Limited ("MIPL") has collated information/data in the Report, which have not been verified unless otherwise specifically mentioned in the Report. The Subscriber shall independently verify the accuracy and correctness of the information/data before in any way acting upon the same. MIPL shall not be liable for any harm, injury, loss or damage caused to the Subscriber due to default by the Subscriber's debtors/beneficiaries in fulfilling their obligations of any nature whatsoever. This Report or any of its portion shall not be used as a documentary evidence or otherwise before any investigative agencies or forum of law. This Report is confidential and proprietary to MIPL. The Subscriber and/or any other person(s) may not reproduce, publish or disclose any of the contents of the Report to others without the express authorization of MIPL. This Report is prepared and issued to the Subscriber without any risk, responsibility or liability on the part of MIPL or its officials.

## **TRADE DEBTORS / BAD DEBT SUMMARY**

Total Number of Documented Trade 0  
Total Value of Documented Trade £0

## **COMMENTARY**

The latest Balance Sheet indicates a very positive net working capital position.
There has been an increase in shareholders funds compared with the previous balance sheet.
This company trades in an industry with a moderate level of corporate failures.

### **CCJ**

Total Number of Exact CCJs -	0	Total Value of Exact CCJs -	
Total Number of Possible CCJs -	0	Total Value of Possible CCJs -	
Total Number of Satisfied CCJs -	0	Total Value of Satisfied CCJs -	
Total Number of Writs -	-		
Total Current Directors	2	Total Current Secretaries	1
Total Previous Directors / Company Secretaries	2	Total Person's With Significant Control	1

## **CURRENT DIRECTORS**

Title	Mr	Function	Director
Name	John Culhane	Nationality	Irish
Date of Birth	06/1955	Present Appointments	2
Latest Address	3 Mount Sandel Park, Brighton Road, Foxrock, Dublin 18	Appointment Date	18/04/2005
Post Code	CO DUBL		
Other Actions	<a href="#">View Director Report</a>	<a href="#">View Consumer Report</a>	<a href="#">View AML Report</a>
	<a href="#">View Trace Report</a>	<a href="#">View Compliance Report</a>	
Title	Mr	Function	Director
Name	Ahmed Al-Derzi	Nationality	British
Date of Birth	07/1973	Present Appointments	1
Latest Address	Combe Heights Fitzgeorge Avenue, New Malden, Surrey	Appointment Date	30/06/2014
Post Code	KT3 4SH		

**DISCLAIMER** : This Report is **PRIVATE & CONFIDENTIAL** and it is prepared at the request of and for its use by the Subscriber only. The Subscriber shall use the contents of the Report merely as an aid to its business. Mira Inform Private Limited ("MIPL") has collated information/data in the Report, which have not been verified unless otherwise specifically mentioned in the Report. The Subscriber shall independently verify the accuracy and correctness of the information/data before in any way acting upon the same. MIPL shall not be liable for any harm, injury, loss or damage caused to the Subscriber due to default by the Subscriber's debtors/beneficiaries in fulfilling their obligations of any nature whatsoever. This Report or any of its portion shall not be used as a documentary evidence or otherwise before any investigative agencies or forum of law. This Report is confidential and proprietary to MIPL. The Subscriber and/or any other person(s) may not reproduce, publish or disclose any of the contents of the Report to others without the express authorization of MIPL. This Report is prepared and issued to the Subscriber without any risk, responsibility or liability on the part of MIPL or its officials.

<b>Other Actions</b>	<b>View Director Report</b>	<b>View Consumer Report</b>	<b>View AML Report</b>
	<b>View Trace Report</b>	<b>View Compliance Report</b>	

## **CURRENT COMPANY SECRETARY**






<b>Title</b>	Mr	<b>Function</b>	Company Secretary
<b>Name</b>	John Culhane	<b>Nationality</b>	Irish
<b>Date of Birth</b>	06/1955	<b>Present Appointments</b>	2
<b>Latest Address</b>	3 Mount Sandel Park, Brighton Road, Foxrock, Dublin 18	<b>Appointment Date</b>	18/04/2005
<b>Post Code</b>	CO DUBL		
<b>Other Actions</b>		<b>View Consumer Report</b>	<b>View Trace Report</b>
	<b>View Compliance Report</b>		

## **TOP SHAREHOLDERS**

<b>Name</b>	<b>Currency</b>	<b>Share Count</b>	<b>Share Type</b>	<b>Nominal Value</b>	<b>% of Total Share Count</b>
CONSILIENT HEALTH LTD	GBP	1	ORDINARY	1	100

## **FINANCIALS**











### **Profit & Loss**

	Date Of Accounts	31/03/17	(%)	31/03/16	(%)	31/03/15	(%)	30/06/14	(%)	30/04/13
	Weeks	52	(%)	52	(%)	39	(%)	61	(%)	52
	Currency	GBP	(%)	GBP	(%)	GBP	(%)	GBP	(%)	GBP
	Consolidated A/cs	N	(%)	N	(%)	N	(%)	N	(%)	N
	<b>Turnover</b>	<b>£5,524,081</b>	<b>15.4%</b>	<b>£4,785,761</b>	<b>136.7%</b>	<b>£2,021,779</b>	<b>175.5%</b>	<b>£733,822</b>	-	-
	Export	-	-	-	-	-	-	-	-	-
	Cost of Sales	-	-	-	-	-	-	-	-	-
	Gross Profit	£5,524,081	15.4%	£4,785,761	136.7%	£2,021,779	-	-	-	-
	Wages & Salaries	-	-	-	-	£1,580,303	159.1%	£610,019	-	-










**DISCLAIMER** : This Report is **PRIVATE & CONFIDENTIAL** and it is prepared at the request of and for its use by the Subscriber only. The Subscriber shall use the contents of the Report merely as an aid to its business. Mira Inform Private Limited ("MIPL") has collated information/data in the Report, which have not been verified unless otherwise specifically mentioned in the Report. The Subscriber shall independently verify the accuracy and correctness of the information/data before in any way acting upon the same. MIPL shall not be liable for any harm, injury, loss or damage caused to the Subscriber due to default by the Subscriber's debtors/beneficiaries in fulfilling their obligations of any nature whatsoever. This Report or any of its portion shall not be used as a documentary evidence or otherwise before any investigative agencies or forum of law. This Report is confidential and proprietary to MIPL. The Subscriber and/or any other person(s) may not reproduce, publish or disclose any of the contents of the Report to others without the express authorization of MIPL. This Report is prepared and issued to the Subscriber without any risk, responsibility or liability on the part of MIPL or its officials.

**CONSILIENT HEALTH (UK) LIMITED - 542104**

**PAGE NO. : 8**

	Directors Emoluments	-	-	-	-	-	-	-	-	-
	<b>Operating Profit</b>	<b>£319,139</b>	<b>- 72.3 %</b>	<b>£1,153,849</b>	<b>999.9 %</b>	<b>£96,275</b>	<b>175.5 %</b>	<b>£34,944</b>	-	-
	Depreciation	£41,076	5.9%	£38,778	51.1%	£25,670	397.7 %	£5,158	-	-
	Audit Fees	-	-	-	-	-	-	-	-	-
	Interest Payments	-	-	-	-	-	-	-	-	-
	<b>Pre Tax Profit</b>	<b>£319,505</b>	<b>- 72.3 %</b>	<b>£1,153,849</b>	<b>999.9 %</b>	<b>£96,275</b>	<b>175.5 %</b>	<b>£34,944</b>	-	-
	Taxation	-£72,902	68.8 %	-£233,997	- 999.9 %	-£12,880	-36.1%	-£9,467	-	-
	Profit After Tax	£246,603	- 73.2 %	£919,852	999.9 %	£83,395	227.3 %	£25,477	-	-
	Dividends Payable	-	-	-	-	-	-	-	-	-
	<b>Retained Profit</b>	<b>£246,603</b>	<b>- 73.2 %</b>	<b>£919,852</b>	<b>999.9 %</b>	<b>£83,395</b>	<b>227.3 %</b>	<b>£25,477</b>	-	-









**Balance Sheet**

	<b>Date Of Accounts</b>	<b>31/03/17</b>	<b>(%)</b>	<b>31/03/16</b>	<b>(%)</b>	<b>31/03/15</b>	<b>(%)</b>	<b>30/06/14</b>	<b>(%)</b>	<b>30/04/13</b>
	Tangible Assets	£94,696	-30.3%	£135,772	-4.8%	£142,651	-4.6%	£149,583	-	0
	Intangible Assets	0	-	0	-	0	-	0	-	0
	<b>Total Fixed Assets</b>	<b>£94,696</b>	<b>-30.3%</b>	<b>£135,772</b>	<b>-4.8%</b>	<b>£142,651</b>	<b>-4.6%</b>	<b>£149,583</b>	-	<b>0</b>
	Stock	0	-	0	-	0	-	0	-	0
	Trade Debtors	0	-	0	-	0	-	0	-	0
	Cash	£197,715	113.4 %	£92,657	-55.3%	£207,098	139.8 %	£86,365	-	0
	Other Debtors	£2,139,978	21%	£1,768,470	580.4 %	£259,920	45%	£179,214	-	0
	Miscellaneous Current Assets	0	-	0	-	0	-	0	-	0
	<b>Total Current Assets</b>	<b>£2,337,693</b>	<b>25.6%</b>	<b>£1,861,127</b>	<b>298.5 %</b>	<b>£467,018</b>	<b>75.8%</b>	<b>£265,579</b>	-	<b>0</b>






**DISCLAIMER** : This Report is **PRIVATE & CONFIDENTIAL** and it is prepared at the request of and for its use by the Subscriber only. The Subscriber shall use the contents of the Report merely as an aid to its business. Mira Inform Private Limited ("MIPL") has collated information/data in the Report, which have not been verified unless otherwise specifically mentioned in the Report. The Subscriber shall independently verify the accuracy and correctness of the information/data before in any way acting upon the same. MIPL shall not be liable for any harm, injury, loss or damage caused to the Subscriber due to default by the Subscriber's debtors/beneficiaries in fulfilling their obligations of any nature whatsoever. This Report or any of its portion shall not be used as a documentary evidence or otherwise before any investigative agencies or forum of law. This Report is confidential and proprietary to MIPL. The Subscriber and/or any other person(s) may not reproduce, publish or disclose any of the contents of the Report to others without the express authorization of MIPL. This Report is prepared and issued to the Subscriber without any risk, responsibility or liability on the part of MIPL or its officials.

**CONSILIENT HEALTH (UK) LIMITED - 542104**





**PAGE NO. : 9**

	Trade Creditors	0	-	0	-	0	-	0	-	0
	Bank Loans & Overdrafts	0	-	0	-	0	-	0	-	0
	Other Short Term Finance	£250,000	-	£250,000	-	£250,000	-	£250,000	-	0
	Miscellaneous Current Liabilities	£907,061	26.3%	£718,174	186.4%	£250,796	79.5%	£139,684	-	0
	<b>Total Current Liabilities</b>	<b>£1,157,061</b>	<b>19.5%</b>	<b>£968,174</b>	<b>93.3%</b>	<b>£500,796</b>	<b>28.5%</b>	<b>£389,684</b>	-	<b>0</b>
	Bank Loans & Overdrafts and LTL	0	-	0	-	0	-	0	-	0
	Other Long Term Finance	0	-	0	-	0	-	0	-	0
	<b>Total Long Term Liabilities</b>	<b>0</b>	-	<b>0</b>	-	<b>0</b>	-	<b>0</b>	-	<b>0</b>

**Capital & Reserves**

	Date Of Accounts	31/03/17	(%)	31/03/16	(%)	31/03/15	(%)	30/06/14	(%)	30/04/13
	Called Up Share Capital	£1	-	£1	-	£1	-	£1	-	-
	P & L Account Reserve	£1,275,327	24%	£1,028,724	844.9%	£108,872	327.3%	£25,477	-	-
	Revaluation Reserve	-	-	-	-	-	-	-	-	-
	Sundry Reserves	-	-	-	-	-	-	-	-	-
	<b>Shareholder Funds</b>	<b>£1,275,328</b>	<b>24%</b>	<b>£1,028,725</b>	<b>844.9%</b>	<b>£108,873</b>	<b>327.3%</b>	<b>£25,478</b>	-	-


**Other Financial Items**

	Date Of Accounts	31/03/17	(%)	31/03/16	(%)	31/03/15	(%)	30/06/14	(%)	30/04/13
	<b>Net Worth</b>	<b>£1,275,328</b>	<b>24%</b>	<b>£1,028,725</b>	<b>844.9%</b>	<b>£108,873</b>	<b>327.3%</b>	<b>£25,478</b>	-	-
	<b>Working Capital</b>	<b>£1,180,632</b>	<b>32.2%</b>	<b>£892,953</b>	<b>999.9%</b>	<b>£-33,778</b>	<b>72.8%</b>	<b>£-124,105</b>	-	-
	<b>Total Assets</b>	<b>£2,432,389</b>	<b>21.8%</b>	<b>£1,996,899</b>	<b>227.5%</b>	<b>£609,669</b>	<b>46.9%</b>	<b>£415,162</b>	-	-
	<b>Total Liabilities</b>	<b>£1,157,061</b>	<b>19.5%</b>	<b>£968,174</b>	<b>93.3%</b>	<b>£500,796</b>	<b>28.5%</b>	<b>£389,684</b>	-	-





**DISCLAIMER** : This Report is **PRIVATE & CONFIDENTIAL** and it is prepared at the request of and for its use by the Subscriber only. The Subscriber shall use the contents of the Report merely as an aid to its business. Mira Inform Private Limited ("MIPL") has collated information/data in the Report, which have not been verified unless otherwise specifically mentioned in the Report. The Subscriber shall independently verify the accuracy and correctness of the information/data before in any way acting upon the same. MIPL shall not be liable for any harm, injury, loss or damage caused to the Subscriber due to default by the Subscriber's debtors/beneficiaries in fulfilling their obligations of any nature whatsoever. This Report or any of its portion shall not be used as a documentary evidence or otherwise before any investigative agencies or forum of law. This Report is confidential and proprietary to MIPL. The Subscriber and/or any other person(s) may not reproduce, publish or disclose any of the contents of the Report to others without the express authorization of MIPL. This Report is prepared and issued to the Subscriber without any risk, responsibility or liability on the part of MIPL or its officials.

**CONSILIENT HEALTH (UK) LIMITED - 542104**



**PAGE NO. : 10**

 **Net Assets**      **£1,275,328 24%**    **£1,028,725 844.9%**    **£108,873 327.3%**    **£25,478 - -**











**Cash Flow**

	Date Of Accounts	31/03/17	(%)	31/03/16	(%)	31/03/15	(%)	30/06/14	(%)	30/04/13
	Net Cashflow from Operations	-	-	-	-	-	-	-	-	-
	Net Cashflow before Financing	-	-	-	-	-	-	-	-	-
	Net Cashflow from Financing	-	-	-	-	-	-	-	-	-
	Increase in Cash	-	-	-	-	-	-	-	-	-





**Miscellaneous**

	Date Of Accounts	31/03/17	(%)	31/03/16	(%)	31/03/15	(%)	30/06/14	(%)	30/04/13
	Contingent Liability	NO	-	NO	-	NO	-	NO	-	NO
	Capital Employed	£1,275,328	24%	£1,028,725	844.9%	£108,873	327.3%	£25,478	-	-
	Number of Employees	48	26.3%	38	18.8%	32	14.3%	28	-	-
	Accountants									
	Auditors	BDO								
	Auditor Comments	The audit report contains no adverse comments								
	Bankers	ALLIED IRISH BANK (GB)								
	Bank Branch Code	23-84-00								

**Ratios**

	Date Of Accounts	31/03/17	31/03/16	31/03/15	30/06/14	30/04/13
	Pre-tax profit margin %	5.78	24.11	4.76	4.76	-
	Current ratio	2.02	1.92	0.93	0.68	-
	Sales/Net Working Capital	4.68	5.36	-59.85	-5.91	-
	Gearing %	0	0	0	0	0
	Equity in %	52.40	51.50	17.90	6.10	-
	Creditor Days	-	-	-	-	-
	Debtor Days	-	-	-	-	-
	Liquidity/Acid Test	2.02	1.92	0.93	0.68	-
	Return On Capital Employed %	25.05	112.16	88.42	137.15	-
	Return On Total Assets Employed %	13.13	57.78	15.79	8.41	-

**DISCLAIMER** : This Report is **PRIVATE & CONFIDENTIAL** and it is prepared at the request of and for its use by the Subscriber only. The Subscriber shall use the contents of the Report merely as an aid to its business. Mira Inform Private Limited ("MIPL") has collated information/data in the Report, which have not been verified unless otherwise specifically mentioned in the Report. The Subscriber shall independently verify the accuracy and correctness of the information/data before in any way acting upon the same. MIPL shall not be liable for any harm, injury, loss or damage caused to the Subscriber due to default by the Subscriber's debtors/beneficiaries in fulfilling their obligations of any nature whatsoever. This Report or any of its portion shall not be used as a documentary evidence or otherwise before any investigative agencies or forum of law. This Report is confidential and proprietary to MIPL. The Subscriber and/or any other person(s) may not reproduce, publish or disclose any of the contents of the Report to others without the express authorization of MIPL. This Report is prepared and issued to the Subscriber without any risk, responsibility or liability on the part of MIPL or its officials.

	Current Debt Ratio	0.90	0.94	4.59	15.29	-
	Total Debt Ratio	0.90	0.94	4.59	15.29	-
	Stock Turnover Ratio %	-	-	-	-	-
	Return on Net Assets Employed %	25.05	112.16	88.42	137.15	-

## **EVENT HISTORY VIEW DOCUMENTS**

Date	Description
05/05/2018	Confirmation Statement
12/01/2018	New Accounts Filed
12/01/2018	New Accounts Filed
26/05/2017	Confirmation Statement
06/01/2017	New Accounts Filed
06/01/2017	New Accounts Filed
18/05/2016	Annual Returns
07/01/2016	New Accounts Filed
18/05/2015	Annual Returns
30/01/2015	New Accounts Filed
09/07/2014	New Board Member Mr A. Al-Derzi appointed
19/05/2014	Annual Returns
15/01/2014	New Accounts Filed
24/04/2013	Annual Returns
23/04/2013	Change in Reg.Office

## **PREVIOUS COMPANY NAMES**

No Previous Names found

## **WRIT DETAILS**

No writs found

## **STATISTICS**

<b>Group</b>	2 companies
<b>Linkages</b>	2300 companies
<b>Countries</b>	In 51 countries

**DISCLAIMER** : This Report is **PRIVATE & CONFIDENTIAL** and it is prepared at the request of and for its use by the Subscriber only. The Subscriber shall use the contents of the Report merely as an aid to its business. Mira Inform Private Limited ("MIPL") has collated information/data in the Report, which have not been verified unless otherwise specifically mentioned in the Report. The Subscriber shall independently verify the accuracy and correctness of the information/data before in any way acting upon the same. MIPL shall not be liable for any harm, injury, loss or damage caused to the Subscriber due to default by the Subscriber's debtors/beneficiaries in fulfilling their obligations of any nature whatsoever. This Report or any of its portion shall not be used as a documentary evidence or otherwise before any investigative agencies or forum of law. This Report is confidential and proprietary to MIPL. The Subscriber and/or any other person(s) may not reproduce, publish or disclose any of the contents of the Report to others without the express authorization of MIPL. This Report is prepared and issued to the Subscriber without any risk, responsibility or liability on the part of MIPL or its officials.

## SUMMARY

<b>Holding Company</b>	CONSILIENT HEALTH LIMITED
<b>Ownership Status</b>	Wholly Owned
<b>Ultimate Holding Company</b>	CONSILIENT HEALTH LIMITED

## GROUP STRUCTURE FULL

Company Name	Registered Number	Latest Key Financials	Consol. Accounts	Turnover
CONSILIENT HEALTH LIMITED	IE347231	31.03.2017	Y	€46,588,497
CONSILIENT HEALTH (UK)...	05427634	31.03.2017	N	£5,524,081

<b>Group</b>	2 companies
<b>Linkages</b>	2300 companies
<b>Countries</b>	In 51 countries

## OTHER LINKED COMPANIES

Name	Number	Latest Key Financials	Turnover
BANCO BPM SOCIETA PER AZIONI	MI2109611	-	
THAI GYPSUM PRODUCTS	0107537000491	31.12.2017	€76,411,629
SAINT-GOBAIN ALDWYCH LIMITED	05405478	31.12.2017	
SPAFI-SOC PARTICIP FINANCIERE INDUSTRIEL	572228179	31.12.2017	€86,448
COMPAGNIE DE SAINT-GOBAIN	542039532	31.12.2015	€176,004,000
COMPAGNIE DE SAINT-GOBAIN ZWEIGNIEDERLASSUNG DEUTSCHLAND	HRB 229	31.12.2016	€39,185,000,000
SAINT-GOBAIN LIMITED	03291592	31.12.2017	£22,898,000

**DISCLAIMER** : This Report is **PRIVATE & CONFIDENTIAL** and it is prepared at the request of and for its use by the Subscriber only. The Subscriber shall use the contents of the Report merely as an aid to its business. Mira Inform Private Limited ("MIPL") has collated information/data in the Report, which have not been verified unless otherwise specifically mentioned in the Report. The Subscriber shall independently verify the accuracy and correctness of the information/data before in any way acting upon the same. MIPL shall not be liable for any harm, injury, loss or damage caused to the Subscriber due to default by the Subscriber's debtors/beneficiaries in fulfilling their obligations of any nature whatsoever. This Report or any of its portion shall not be used as a documentary evidence or otherwise before any investigative agencies or forum of law. This Report is confidential and proprietary to MIPL. The Subscriber and/or any other person(s) may not reproduce, publish or disclose any of the contents of the Report to others without the express authorization of MIPL. This Report is prepared and issued to the Subscriber without any risk, responsibility or liability on the part of MIPL or its officials.

COMMERZBANK AKTIENGESELLSCHAFT	HRB 32000	31.12.2017	€14,292,000,000
COMMERZBANK AG	MI1288226	-	
BPB GROUP OPERATIONS LIMITED	05447882	31.12.2017	
BPB GROUP FINANCE LIMITED	05466943	31.12.2017	
SAINT-GOBAIN SEKURIT INDIA	018367	31.03.2018	€22,358,091
LSF LOAN SOLUTIONS FRANKFURT GMBH	HRB 105389	31.12.2015	€2,166,000,000
PARTIDIS	433699337	31.12.2016	€4,163,538
SAINT-GOBAIN BENELUX SA	434284638	31.12.2017	
BPB LIMITED	00147271	31.12.2017	£33,332,000
SAINT-GOBAIN MATERIAUX DE CONSTRUCTION	433699188	31.12.2017	€32,196,495
RELEASE S.P.A.	MI1909474	-	
COMMATONE LIMITED	01820291	31.12.2017	
SAINT-GOBAIN INNOVATIVE MATERIALS BELGIUM SA	402733607	31.12.2017	€168,330,595

## **PREVIOUS DIRECTOR/COMPANY SECRETARIES**

Name	Current Active Appointments	Previous Appointments	Dissolved Companies
Doug Andrews	0	1	0
HELVE TCS LIMITED	29	4030	16517
<b>Total Persons With Significant Control</b>	1	<b>Total Statements</b>	0
<b>Active</b>	1	<b>Active</b>	0
<b>Ceased</b>	0	<b>Ceased</b>	0

## **ACTIVE PERSONS WITH SIGNIFICANT CONTROL**

Name	Mr Shane Reihill	Kind	Individual Person With Significant Control
<b>Address</b>	Block 2a Richview Office Park Clonskeagh, Dublin 14	<b>Country Of Residence</b>	England

**DISCLAIMER** : This Report is **PRIVATE & CONFIDENTIAL** and it is prepared at the request of and for its use by the Subscriber only. The Subscriber shall use the contents of the Report merely as an aid to its business. Mira Inform Private Limited ("MIPL") has collated information/data in the Report, which have not been verified unless otherwise specifically mentioned in the Report. The Subscriber shall independently verify the accuracy and correctness of the information/data before in any way acting upon the same. MIPL shall not be liable for any harm, injury, loss or damage caused to the Subscriber due to default by the Subscriber's debtors/beneficiaries in fulfilling their obligations of any nature whatsoever. This Report or any of its portion shall not be used as a documentary evidence or otherwise before any investigative agencies or forum of law. This Report is confidential and proprietary to MIPL. The Subscriber and/or any other person(s) may not reproduce, publish or disclose any of the contents of the Report to others without the express authorization of MIPL. This Report is prepared and issued to the Subscriber without any risk, responsibility or liability on the part of MIPL or its officials.

<b>Post Code</b>	-	<b>Nationality</b>	Irish
<b>Date of Birth</b>	09/1965	<b>Notified On</b>	06/04/2016
<b>Nature Of Control</b>	Ownership Of Shares 75 To 100 Percent, Voting Rights 75 To 100 Percent, Right To Appoint And Remove Directors		

## **CEASED PERSONS WITH SIGNIFICANT CONTROL**

No Ceased Persons With Significant Control To Display

## **ACTIVE STATEMENTS**

No Active Statements To Display

## **CEASED STATEMENTS**

No Ceased Statements To Display

**FOREIGN EXCHANGE RATES**

Currency	Unit	Indian Rupees
US Dollar	1	INR 70.52
UK Pound	1	INR 89.45
Euro	1	INR 79.84
GBP	1	INR 90.35

**Note** : Above are approximate rates obtained from sources believed to be correct

**INFORMATION DETAILS**

Analysis Done by :	PRI
Report Prepared by :	KET

**DISCLAIMER** : This Report is **PRIVATE & CONFIDENTIAL** and it is prepared at the request of and for its use by the Subscriber only. The Subscriber shall use the contents of the Report merely as an aid to its business. Mira Inform Private Limited ("MIPL") has collated information/data in the Report, which have not been verified unless otherwise specifically mentioned in the Report. The Subscriber shall independently verify the accuracy and correctness of the information/data before in any way acting upon the same. MIPL shall not be liable for any harm, injury, loss or damage caused to the Subscriber due to default by the Subscriber's debtors/beneficiaries in fulfilling their obligations of any nature whatsoever. This Report or any of its portion shall not be used as a documentary evidence or otherwise before any investigative agencies or forum of law. This Report is confidential and proprietary to MIPL. The Subscriber and/or any other person(s) may not reproduce, publish or disclose any of the contents of the Report to others without the express authorization of MIPL. This Report is prepared and issued to the Subscriber without any risk, responsibility or liability on the part of MIPL or its officials.

**RATING EXPLANATIONS**

Credit Rating	Explanation	Rating Comments
A++	Minimum Risk	Business dealings permissible with minimum risk of default
A+	Low Risk	Business dealings permissible with low risk of default
A	Acceptable Risk	Business dealings permissible with moderate risk of default
B	Medium Risk	Business dealings permissible on a regular monitoring basis
C	Medium High Risk	Business dealings permissible preferably on secured basis
D	High Risk	Business dealing not recommended or on secured terms only
NB	New Business	No recommendation can be done due to business in infancy stage
NT	No Trace	No recommendation can be done as the business is not traceable

NB is stated where there is insufficient information to facilitate rating. However, it is not to be considered as unfavourable.

This score serves as a reference to assess SC's credit risk and to set the amount of credit to be extended. It is calculated from a composite of weighted scores obtained from each of the major sections of this report. The assessed factors are as follows:

- Financial condition covering various ratios
- Company background and operations size
- Promoters / Management background
- Payment record
- Litigation against the subject
- Industry scenario / competitor analysis
- Supplier / Customer / Banker review (wherever available)