

MIRA INFORM REPORT

Report No. :	543706
Report Date :	06.12.2018

IDENTIFICATION DETAILS

Name :	DEBENHAMS RETAIL PLC
Formerly Known As :	<ul style="list-style-type: none"> • DEBENHAMS RETAIL LIMITED • DEBENHAMS RETAIL PLC • DEBENHAMS RETAIL LIMITED • DEBENHAMS RETAIL PLC • DEBENHAMS RETAIL LIMITED • DEBENHAMS RETAIL PLC • DEBENHAMS PLC
Registered Office :	10 Brock Street, Regent's Place London, NW1 3FG
Country :	United Kingdom
Financials (as on) :	02.09.2017
Date of Incorporation :	28.01.1905
Com. Reg. No.:	00083395
Legal Form :	Public Limited with Share Capital
Line of Business :	<ul style="list-style-type: none"> • Activities of head offices • Sale of fashion clothing and accessories, cosmetics and products for use in the home.
No. of Employees :	23727 [2017]

RATING & COMMENTS

(Mira Inform has adopted New Rating mechanism w.e.f. 23rd January 2017)

MIRA's Rating :	A
-----------------	---

Credit Rating	Explanation	Rating Comments
---------------	-------------	-----------------

DISCLAIMER : This Report is **PRIVATE & CONFIDENTIAL** and it is prepared at the request of and for its use by the Subscriber only. The Subscriber shall use the contents of the Report merely as an aid to its business. Mira Inform Private Limited ("MIPL") has collated information/data in the Report, which have not been verified unless otherwise specifically mentioned in the Report. The Subscriber shall independently verify the accuracy and correctness of the information/data before in any way acting upon the same. MIPL shall not be liable for any harm, injury, loss or damage caused to the Subscriber due to default by the Subscriber's debtors/beneficiaries in fulfilling their obligations of any nature whatsoever. This Report or any of its portion shall not be used as a documentary evidence or otherwise before any investigative agencies or forum of law. This Report is confidential and proprietary to MIPL. The Subscriber and/or any other person(s) may not reproduce, publish or disclose any of the contents of the Report to others without the express authorization of MIPL. This Report is prepared and issued to the Subscriber without any risk, responsibility or liability on the part of MIPL or its officials.

A	Acceptable Risk	Business dealings permissible with moderate risk of default
---	-----------------	---

Status :	Good
Payment Behaviour :	Regular
Litigation :	Clear

NOTES :

Any query related to this report can be made on e-mail : infodept@mirainform.com while quoting report number, name and date.

ECGC Country Risk Classification List

Country Name	Previous Rating (31.12.2017)	Current Rating (01.04.2018)
United Kingdom	A1	A1

Risk Category	ECGC Classification
Insignificant	A1
Low Risk	A2
Moderately Low Risk	B1
Moderate Risk	B2
Moderately High Risk	C1
High Risk	C2
Very High Risk	D

UNITED KINGDOM - ECONOMIC OVERVIEW

The UK, a leading trading power and financial center, is the third largest economy in Europe after Germany and France. Agriculture is intensive, highly mechanized, and efficient by European standards, producing about 60% of food needs with less than 2% of the labor force. The UK has large coal, natural gas, and oil resources, but its oil and natural gas reserves are declining; the UK has been a net importer of energy since 2005. Services, particularly banking, insurance, and business services, are key drivers of British GDP growth. Manufacturing, meanwhile, has declined in importance but still accounts for about 10% of economic output.

In 2008, the global financial crisis hit the economy particularly hard, due to the importance of its financial sector. Falling home prices, high consumer debt, and the global economic slowdown compounded the UK's economic problems, pushing the economy into recession in the latter half of 2008 and prompting the then BROWN (Labour) government to implement a number of measures to stimulate the economy and stabilize the financial markets. Facing burgeoning public deficits and debt levels, in 2010 the then CAMERON-led coalition government (between Conservatives and Liberal Democrats) initiated an austerity program, which has continued under the Conservative government. However, the deficit still remains one of the highest in the G7, standing at 3.6% of GDP as of 2017, and the UK has pledged to lower its corporation tax from 20% to 17% by 2020. The UK had a debt burden of 90.4% GDP at the end of 2017.

The UK economy has begun to slow since the referendum vote to leave the EU in June 2016. A sustained depreciation of the British pound has increased consumer and producer prices, weighing on consumer spending without spurring a meaningful increase in exports. The UK has an extensive trade relationship with other EU members through its single market membership, and economic observers have warned the exit will jeopardize its position as the central location for European financial services. Prime Minister MAY is seeking a new "deep and special" trade relationship with the EU following the UK's exit. However, economists doubt that the UK will be able to preserve the benefits of EU membership without the obligations. The UK is expected to officially leave the EU by the end of March 2019.

Source : CIA

COMPANY NAME

DEBENHAMS RETAIL PLC

COMPANY SUMMARY

Registered Address

10 Brock Street
Regent's Place
London
NW1 3FG

Trading Address

10 Brock Street
Regent's Place
London
NW1 3FG
NW1 3FG

Website Address	http://www.debenhams.com
Company Number	00083395
Telephone Number	02035496000
Fax Number	-
TPS	No
FPS	Yes
Incorporation Date	28/01/1905
Previous Name	DEBENHAMS RETAIL LIMITED
Type	Public Limited with Share Capital
FTSE Index	-
Date of Change	28/06/2005
Filing Date of Accounts	17/01/2018
Currency	GBP
Share Capital	£44,624,538
SIC07	70100
Charity Number	-
SIC07 Description	Activities of head offices
Principal Activity	Sale of fashion clothing and accessories, cosmetics and products for use in the home.

ADDITIONAL INFORMATION

CCJ's	2 (£2,286)		
23/07/2013	NORTHAMPTON CCMCC	£1,386	Judgment

DISCLAIMER : This Report is **PRIVATE & CONFIDENTIAL** and it is prepared at the request of and for its use by the Subscriber only. The Subscriber shall use the contents of the Report merely as an aid to its business. Mira Inform Private Limited ("MIPL") has collated information/data in the Report, which have not been verified unless otherwise specifically mentioned in the Report. The Subscriber shall independently verify the accuracy and correctness of the information/data before in any way acting upon the same. MIPL shall not be liable for any harm, injury, loss or damage caused to the Subscriber due to default by the Subscriber's debtors/beneficiaries in fulfilling their obligations of any nature whatsoever. This Report or any of its portion shall not be used as a documentary evidence or otherwise before any investigative agencies or forum of law. This Report is confidential and proprietary to MIPL. The Subscriber and/or any other person(s) may not reproduce, publish or disclose any of the contents of the Report to others without the express authorization of MIPL. This Report is prepared and issued to the Subscriber without any risk, responsibility or liability on the part of MIPL or its officials.

07/05/2013 WHITEHAVEN £900 Judgment
- - - -

Ultimate Holding Company DEBENHAMS PLC
Accountant -
Mortgages 19
Trade Debtors -
Group 18 companies
Linkages 0 companies
Countries In 0 countries

KEY FINANCIALS

Year to Date	Turnover	Pre Tax Profit	Shareholder	Funds Employees
02.09.2017	£2,064,600,000	£97,500,000	£1,270,100,000	23727
03.09.2016	£2,105,400,000	£145,200,000	£1,159,100,000	24545
29.08.2015	£2,099,300,000	£140,200,000	£1,041,900,000	24806

MORTGAGE SUMMARY

Total Mortgage 19
Outstanding 0
Satisfied 19

TRADE DEBTORS / BAD DEBT SUMMARY

Total Number of Documented Trade 3
Total Value of Documented Trade £114,069

COMMENTARY

This company has been treated as a Large company.
This company's return on total assets employed ratio indicates a relatively efficient use of assets.
This company has made late payments on a medium percentage of invoices.
This company's ratio of total liabilities to total assets indicates the presence of moderate equity funding.
The company has more cash than short term bank borrowings.
This company trades in an industry with a moderate level of corporate failures.

DISCLAIMER : This Report is **PRIVATE & CONFIDENTIAL** and it is prepared at the request of and for its use by the Subscriber only. The Subscriber shall use the contents of the Report merely as an aid to its business. Mira Inform Private Limited ("MIPL") has collated information/data in the Report, which have not been verified unless otherwise specifically mentioned in the Report. The Subscriber shall independently verify the accuracy and correctness of the information/data before in any way acting upon the same. MIPL shall not be liable for any harm, injury, loss or damage caused to the Subscriber due to default by the Subscriber's debtors/beneficiaries in fulfilling their obligations of any nature whatsoever. This Report or any of its portion shall not be used as a documentary evidence or otherwise before any investigative agencies or forum of law. This Report is confidential and proprietary to MIPL. The Subscriber and/or any other person(s) may not reproduce, publish or disclose any of the contents of the Report to others without the express authorization of MIPL. This Report is prepared and issued to the Subscriber without any risk, responsibility or liability on the part of MIPL or its officials.

CCJ

Total Number of Exact CCJs -	2	Total Value of Exact CCJs -	£2,286
Total Number of Possible CCJs -	1	Total Value of Possible CCJs -	£208
Total Number of Satisfied CCJs -	0	Total Value of Satisfied CCJs -	
Total Number of Writs -	-		

Total Current Directors	2	Total Current Secretaries	1
Total Previous Directors / Company Secretaries	27	Total Person's With Significant Control	1

CURRENT DIRECTORS

Title	Mr	Function	Director
Name	Matthew George Smith	Nationality	British
Date of Birth	09/1971	Present Appointments	16
Latest Address	10 Brock Street, Regent's Place, London	Appointment Date	26/01/2015
Post Code	NW1 3FG		
Title	Mr	Function	Director
Name	Sergio Rodriguez Bucher	Nationality	Spanish
Date of Birth	11/1963	Present Appointments	3
Latest Address	10 Brock Street, Regent's Place, London	Appointment Date	15/12/2016
Post Code	NW1 3FG		











CURRENT COMPANY SECRETARY

Title	Mr	Function	Company Secretary
Name	Paul Rex Eardley	Nationality	British
Date of Birth	09/1960	Present Appointments	17
Latest Address	10 Brock Street, Regent's Place, London	Appointment Date	15/10/2007
Post Code	NW1 3FG		

TOP SHAREHOLDERS

Name	Currency	Share Count	Share Type	Nominal Value	% of Total Share Count
DEBENHAMS GROUP HOLDINGS LTD	GBP	178,498,151	ORDINARY	0.25	100
PAUL REX EARDLEY	GBP	1	ORDINARY	0.25	0






PROFIT & LOSS

	Date Of Accounts	02/09/17	(%)	03/09/16	(%)	29/08/15	(%)	30/08/14	(%)	31/08/13
	Weeks	52	(%)	53	(%)	52	(%)	52	(%)	52
	Currency	GBP	(%)	GBP	(%)	GBP	(%)	GBP	(%)	GBP
	Consolidated A/cs	N	(%)	N	(%)	N	(%)	N	(%)	N
	Turnover	£2,064,600,000	-1.9%	£2,105,400,000	0.3%	£2,099,300,000	0.6%	£2,085,900,000	0.5%	£2,075,600,000
	Export	-	-	-	-	-	-	-	100%	£166,300,000
	Cost of Sales	£1,827,800,000	-1.8%	£1,860,500,000	2%	£1,824,600,000	-	£1,824,600,000	2.3%	£1,784,400,000
	Gross Profit	£236,800,000	-3.3%	£244,900,000	-10.8%	£274,700,000	5.1%	£261,300,000	-10.3%	£291,200,000
	Wages & Salaries	£315,600,000	1.3%	£311,600,000	1.8%	£306,000,000	6.7%	£286,900,000	-2.1%	£293,000,000
	Directors Emoluments	-	-	-	-	-	-	-	-	-
	Operating Profit	£80,500,000	-36.7%	£127,100,000	1.2%	£125,600,000	1.3%	£124,000,000	-23%	£161,100,000
	Depreciation	£72,500,000	-1.8%	£73,800,000	2.2%	£72,200,000	3.7%	£69,600,000	-8.2%	£75,800,000
	Audit Fees	£300,000	-	£300,000	-	£300,000	-	£300,000	50%	£200,000
	Interest Payments	£16,000,000	-9.1%	£17,600,000	1.7%	£17,300,000	3.6%	£16,700,000	10.6%	£15,100,000










DISCLAIMER : This Report is **PRIVATE & CONFIDENTIAL** and it is prepared at the request of and for its use by the Subscriber only. The Subscriber shall use the contents of the Report merely as an aid to its business. Mira Inform Private Limited ("MIPL") has collated information/data in the Report, which have not been verified unless otherwise specifically mentioned in the Report. The Subscriber shall independently verify the accuracy and correctness of the information/data before in any way acting upon the same. MIPL shall not be liable for any harm, injury, loss or damage caused to the Subscriber due to default by the Subscriber's debtors/beneficiaries in fulfilling their obligations of any nature whatsoever. This Report or any of its portion shall not be used as a documentary evidence or otherwise before any investigative agencies or forum of law. This Report is confidential and proprietary to MIPL. The Subscriber and/or any other person(s) may not reproduce, publish or disclose any of the contents of the Report to others without the express authorization of MIPL. This Report is prepared and issued to the Subscriber without any risk, responsibility or liability on the part of MIPL or its officials.

DEBENHAMS RETAIL PLC - 543706

PAGE NO. : 8

	Pre Tax Profit	£97,500,000	- 32.9 %	£145,200,000	3.6 %	£140,200,000	3.3 %	£135,700,000	- 40.5 %	£228,100,000
	Taxation	- £9,600,000	49.5 %	- £19,000,000	20.2 %	- £23,800,000	15.9 %	- £28,300,000	24.9 %	- £37,700,000
	Profit After Tax	£87,900,000	- 30.3 %	£126,200,000	8.4 %	£116,400,000	8.4 %	£107,400,000	- 43.6 %	£190,400,000
	Dividends Payable	-	-	-	-	-	-	-	-	-
	Retained Profit	£87,900,000	- 30.3 %	£126,200,000	8.4 %	£116,400,000	8.4 %	£107,400,000	- 43.6 %	£190,400,000









BALANCE SHEET

	Date Of Accounts	02/09/17	(%)	03/09/16	(%)	29/08/15	(%)	30/08/14	(%)	31/08/13
	Tangible Assets	£641,900,000	8.1 %	£593,600,000	- 0.4%	£595,700,000	- 0.8%	£600,300,000	- 0.8%	£605,100,000
	Intangible Assets	£176,400,000	18.8 %	£148,500,000	24.7 %	£119,100,000	51.3 %	£78,700,000	602.7%	£11,200,000
	Total Fixed Assets	£818,300,000	10.3 %	£742,100,000	3.8%	£714,800,000	5.3%	£679,000,000	10.2 %	£616,300,000
	Stock	£275,200,000	- 3.2 %	£284,400,000	- 3.1%	£293,600,000	- 3.5%	£304,100,000	- 4.3%	£317,900,000
	Trade Debtors	£25,200,000	2%	£24,700,000	10.3 %	£22,400,000	- 0.4%	£22,500,000	29.3 %	£17,400,000
	Cash	£31,500,000	- 37.9 %	£50,700,000	75.4 %	£28,900,000	- 47.5 %	£55,000,000	65.7 %	£33,200,000
	Other Debtors	£1,714,000,000	8.7 %	£1,577,100,000	9.1%	£1,444,900,000	15.2 %	£1,254,700,000	13%	£1,110,200,000
	Miscellaneous Current Assets	£4,800,000	- 87.7 %	£39,100,000	160.7%	£15,000,000	999.9%	£200,000	-	0
	Total Current Assets	£2,050,700,000	3.8 %	£1,976,000,000	9.5%	£1,804,800,000	10.3 %	£1,636,500,000	10.7 %	£1,478,700,000




DISCLAIMER : This Report is **PRIVATE & CONFIDENTIAL** and it is prepared at the request of and for its use by the Subscriber only. The Subscriber shall use the contents of the Report merely as an aid to its business. Mira Inform Private Limited ("MIPL") has collated information/data in the Report, which have not been verified unless otherwise specifically mentioned in the Report. The Subscriber shall independently verify the accuracy and correctness of the information/data before in any way acting upon the same. MIPL shall not be liable for any harm, injury, loss or damage caused to the Subscriber due to default by the Subscriber's debtors/beneficiaries in fulfilling their obligations of any nature whatsoever. This Report or any of its portion shall not be used as a documentary evidence or otherwise before any investigative agencies or forum of law. This Report is confidential and proprietary to MIPL. The Subscriber and/or any other person(s) may not reproduce, publish or disclose any of the contents of the Report to others without the express authorization of MIPL. This Report is prepared and issued to the Subscriber without any risk, responsibility or liability on the part of MIPL or its officials.

DEBENHAMS RETAIL PLC - 543706

PAGE NO. : 9

	Trade Creditors	£289,700,000	- 3.8 %	£301,100,000	3.6%	£290,700,000	0.1%	£290,500,000	- 6.8%	£311,800,000
	Bank Loans & Overdrafts	£20,900,000	32.3 %	£15,800,000	- 22.9 %	£20,500,000	-	0	- 100 %	£9,700,000
	Other Short Term Finance	£875,300,000	2.8 %	£851,700,000	7.1%	£794,900,000	4.5%	£760,700,000	20.3 %	£632,300,000
	Miscellaneous Current Liabilities	£173,300,000	7.7 %	£160,900,000	- 0.4%	£161,600,000	-2%	£164,900,000	- 11.2 %	£185,700,000
	Total Current Liabilities	£1,359,200,000	2.2 %	£1,329,500,000	4.9%	£1,267,700,000	4.2%	£1,216,100,000	6.7%	£1,139,500,000
	Bank Loans & Overdrafts and LTL	£260,600,000	6.2 %	£245,300,000	6.4%	£230,500,000	9.3%	£210,800,000	262.2%	£58,200,000
	Other Long Term Finance	£5,300,000	43.2 %	£3,700,000	-	0	- 100 %	£4,700,000	62.1 %	£2,900,000
	Total Long Term Liabilities	£239,700,000	4.4 %	£229,500,000	9.3%	£210,000,000	- 0.4%	£210,800,000	334.6%	£48,500,000

CAPITAL & RESERVES

	Date Of Accounts	02/09/17	(%)	03/09/16	(%)	29/08/15	(%)	30/08/14	(%)	31/08/13
	Called Up Share Capital	£44,600,000	-	£44,600,000	-	£44,600,000	-	£44,600,000	-	£44,600,000
	P & L Account Reserve	£1,186,800,000	14.1 %	£1,040,200,000	9.9 %	£946,900,000	16%	£816,300,000	- 1.2 %	£826,000,000
	Revaluation	-	-	-	-	-	-	-	-	-

DISCLAIMER : This Report is **PRIVATE & CONFIDENTIAL** and it is prepared at the request of and for its use by the Subscriber only. The Subscriber shall use the contents of the Report merely as an aid to its business. Mira Inform Private Limited ("MIPL") has collated information/data in the Report, which have not been verified unless otherwise specifically mentioned in the Report. The Subscriber shall independently verify the accuracy and correctness of the information/data before in any way acting upon the same. MIPL shall not be liable for any harm, injury, loss or damage caused to the Subscriber due to default by the Subscriber's debtors/beneficiaries in fulfilling their obligations of any nature whatsoever. This Report or any of its portion shall not be used as a documentary evidence or otherwise before any investigative agencies or forum of law. This Report is confidential and proprietary to MIPL. The Subscriber and/or any other person(s) may not reproduce, publish or disclose any of the contents of the Report to others without the express authorization of MIPL. This Report is prepared and issued to the Subscriber without any risk, responsibility or liability on the part of MIPL or its officials.

	Reserve									
	Sundry Reserves	£38,700,000	- 47.9 %	£74,300,000	47.4 %	£50,400,000	81.9 %	£27,700,000	- 23.9 %	£36,400,000
	Shareholder Funds	£1,270,100,000	9.6 %	£1,159,100,000	11.2 %	£1,041,900,000	17.3 %	£888,600,000	-2%	£907,000,000

OTHER FINANCIAL ITEMS

	Date Of Accounts	02/09/17	(%)	03/09/16	(%)	29/08/15	(%)	30/08/14	(%)	31/08/13
	Net Worth	£1,093,700,000	8.2 %	£1,010,600,000	9.5 %	£922,800,000	13.9 %	£809,900,000	- 9.6 %	£895,800,000
	Working Capital	£691,500,000	7%	£646,500,000	20.4 %	£537,100,000	27.8 %	£420,400,000	23.9 %	£339,200,000
	Total Assets	£2,869,000,000	5.6 %	£2,718,100,000	7.9 %	£2,519,600,000	8.8 %	£2,315,500,000	10.5 %	£2,095,000,000
	Total Liabilities	£1,598,900,000	2.6 %	£1,559,000,000	5.5 %	£1,477,700,000	3.6 %	£1,426,900,000	20.1 %	£1,188,000,000
	Net Assets	£1,270,100,000	9.6 %	£1,159,100,000	11.2 %	£1,041,900,000	17.3 %	£888,600,000	-2%	£907,000,000



CASH FLOW

	Date Of Accounts	02/09/17	(%)	03/09/16	(%)	29/08/15	(%)	30/08/14	(%)	31/08/13
	Net Cashflow from Operations	-	-	-	-	-	-	-	-	-
	Net Cashflow before Financing	-	-	-	-	-	-	-	-	-
	Net Cashflow from Financing	-	-	-	-	-	-	-	-	-
	Increase in Cash	-	-	-	-	-	-	-	-	-













MISCELLANEOUS

	Date Of	02/09/17	(%)	03/09/16	(%)	29/08/15	(%)	30/08/14	(%)	31/08/13
--	---------	----------	-----	----------	-----	----------	-----	----------	-----	----------



DISCLAIMER : This Report is **PRIVATE & CONFIDENTIAL** and it is prepared at the request of and for its use by the Subscriber only. The Subscriber shall use the contents of the Report merely as an aid to its business. Mira Inform Private Limited ("MIPL") has collated information/data in the Report, which have not been verified unless otherwise specifically mentioned in the Report. The Subscriber shall independently verify the accuracy and correctness of the information/data before in any way acting upon the same. MIPL shall not be liable for any harm, injury, loss or damage caused to the Subscriber due to default by the Subscriber's debtors/beneficiaries in fulfilling their obligations of any nature whatsoever. This Report or any of its portion shall not be used as a documentary evidence or otherwise before any investigative agencies or forum of law. This Report is confidential and proprietary to MIPL. The Subscriber and/or any other person(s) may not reproduce, publish or disclose any of the contents of the Report to others without the express authorization of MIPL. This Report is prepared and issued to the Subscriber without any risk, responsibility or liability on the part of MIPL or its officials.

	Account s									
	Contingent Liability	YES	-	YES	-	YES	-	YES	-	YES
	Capital Employed	£1,509,800,000	8.7 %	£1,388,600,000	10.9 %	£1,251,900,000	13.9 %	£1,099,400,000	15.1 %	£955,500,000
	Number of Employees	23727	- 3.3 %	24545	- 1.1 %	24806	- 0.7 %	24982	- 6.9 %	26835
	Accountants									
	Auditors	PRICEWATERHOUSECOOPERS LLP								
	Auditor Comments	The audit report contains no adverse comments								
	Bankers	LLOYDS TSB BANK PLC								
	Bank Branch Code									

RATIOS

	Date Of Accounts	02/09/17	03/09/16	29/08/15	30/08/14	31/08/13
	Pre-tax profit margin %	4.72	6.90	6.68	6.51	10.99
	Current ratio	1.51	1.49	1.42	1.35	1.30
	Sales/Net Working Capital	2.99	3.26	3.91	4.96	6.12
	Gearing %	20.50	21.20	22.10	23.70	6.40
	Equity in %	47.20	45.10	43.40	39.70	43.50
	Creditor Days	51.07	53.05	50.40	50.69	54.68
	Debtor Days	4.44	4.35	3.88	3.92	3.05
	Liquidity/Acid Test	1.30	1.27	1.19	1.09	1.01
	Return On Capital Employed %	6.45	10.45	11.19	12.34	23.87
	Return On Total Assets Employed %	3.39	5.34	5.56	5.86	10.88
	Current Debt Ratio	1.07	1.14	1.21	1.36	1.25
	Total Debt Ratio	1.25	1.34	1.41	1.60	1.30

DISCLAIMER : This Report is **PRIVATE & CONFIDENTIAL** and it is prepared at the request of and for its use by the Subscriber only. The Subscriber shall use the contents of the Report merely as an aid to its business. Mira Inform Private Limited ("MIPL") has collated information/data in the Report, which have not been verified unless otherwise specifically mentioned in the Report. The Subscriber shall independently verify the accuracy and correctness of the information/data before in any way acting upon the same. MIPL shall not be liable for any harm, injury, loss or damage caused to the Subscriber due to default by the Subscriber's debtors/beneficiaries in fulfilling their obligations of any nature whatsoever. This Report or any of its portion shall not be used as a documentary evidence or otherwise before any investigative agencies or forum of law. This Report is confidential and proprietary to MIPL. The Subscriber and/or any other person(s) may not reproduce, publish or disclose any of the contents of the Report to others without the express authorization of MIPL. This Report is prepared and issued to the Subscriber without any risk, responsibility or liability on the part of MIPL or its officials.

	Stock Turnover Ratio %	13.32	13.50	13.98	14.57	15.31
	Return on Net Assets Employed %	7.67	12.52	13.45	15.27	25.14

Report Notes

There are no notes to display.

Status History

No Status History found

EVENT HISTORY

Date	Description
09/07/2018	Confirmation Statement
20/04/2018	Payment Data Update Received
25/01/2018	Payment Data Update Received
24/01/2018	New Accounts Filed
24/01/2018	New Accounts Filed
25/10/2017	Payment Data Update Received
25/10/2017	Ms S. Harlow has left the board
10/07/2017	Confirmation Statement
22/01/2017	New Accounts Filed
22/01/2017	New Accounts Filed
30/12/2016	Payment Data Update Received
19/12/2016	New Board Member Mr S.R. Bucher appointed
14/12/2016	Payment Data Update Received
07/12/2016	Payment Data Update Received
29/07/2016	Annual Returns

PREVIOUS COMPANY NAMES

Date	Previous Name
28/06/2005	DEBENHAMS RETAIL LIMITED
27/06/2005	DEBENHAMS RETAIL PLC
26/03/2004	DEBENHAMS RETAIL LIMITED
25/03/2004	DEBENHAMS RETAIL PLC
04/03/2004	DEBENHAMS RETAIL LIMITED
03/03/2004	DEBENHAMS RETAIL PLC
04/12/1997	DEBENHAMS PLC

DISCLAIMER : This Report is **PRIVATE & CONFIDENTIAL** and it is prepared at the request of and for its use by the Subscriber only. The Subscriber shall use the contents of the Report merely as an aid to its business. Mira Inform Private Limited ("MIPL") has collated information/data in the Report, which have not been verified unless otherwise specifically mentioned in the Report. The Subscriber shall independently verify the accuracy and correctness of the information/data before in any way acting upon the same. MIPL shall not be liable for any harm, injury, loss or damage caused to the Subscriber due to default by the Subscriber's debtors/beneficiaries in fulfilling their obligations of any nature whatsoever. This Report or any of its portion shall not be used as a documentary evidence or otherwise before any investigative agencies or forum of law. This Report is confidential and proprietary to MIPL. The Subscriber and/or any other person(s) may not reproduce, publish or disclose any of the contents of the Report to others without the express authorization of MIPL. This Report is prepared and issued to the Subscriber without any risk, responsibility or liability on the part of MIPL or its officials.

Writ Details

No writs found

STATISTICS

Group	18 companies
Linkages	0 companies
Countries	In 0 countries

SUMMARY

Holding Company	DEBENHAMS GROUP HOLDINGS LIMITED
Ownership Status	Wholly Owned
Ultimate Holding Company	DEBENHAMS PLC

GROUP STRUCTURE

Company Name	Registered Number	Latest Key Financials	Consol. Accounts	Turnover
DEBENHAMS PLC	05448421	02.09.2017	Y	£2,335,000,000
DEBENHAMS GROUP HOLDIN...	03430071	02.09.2017	N	£18,300,000
DEBENHAMS PROPERTIES...	00344823	02.09.2017	N	£147,663,000
DEBENHAMS RETAIL PLC	00083395	02.09.2017	N	£2,064,600,000
DEBENHAMS PENSION...	01304701	31.08.2017	N	
DEBENHAMS (NO.2) P...	01306297	31.08.2017	N	
DEBENHAMS.COM LTD	03958412	02.09.2017	N	
DEBENHAMS PRINCIPL...	06860458	02.09.2017	N	
DEBENHAMS CARD HAN...	04017621	02.09.2017	N	
DEBENHAMS DIRECT L...	03665770	02.09.2017	N	
DEBENHAMS RETAIL (...)	IE239481	02.09.2017	N	€170,642,000
JERIMAIN INVESTMENTS L...	06837168	02.09.2017	N	
BARONESS GROUP HOLDING...	N/A	-	-	
BF III LIMITED	04891748	02.09.2017	N	
BF PROPERTIES (NO.2)...	05056439	02.09.2017	N	

DISCLAIMER : This Report is **PRIVATE & CONFIDENTIAL** and it is prepared at the request of and for its use by the Subscriber only. The Subscriber shall use the contents of the Report merely as an aid to its business. Mira Inform Private Limited ("MIPL") has collated information/data in the Report, which have not been verified unless otherwise specifically mentioned in the Report. The Subscriber shall independently verify the accuracy and correctness of the information/data before in any way acting upon the same. MIPL shall not be liable for any harm, injury, loss or damage caused to the Subscriber due to default by the Subscriber's debtors/beneficiaries in fulfilling their obligations of any nature whatsoever. This Report or any of its portion shall not be used as a documentary evidence or otherwise before any investigative agencies or forum of law. This Report is confidential and proprietary to MIPL. The Subscriber and/or any other person(s) may not reproduce, publish or disclose any of the contents of the Report to others without the express authorization of MIPL. This Report is prepared and issued to the Subscriber without any risk, responsibility or liability on the part of MIPL or its officials.

BF PROPERTIES (NO....	05073227	02.09.2017	N	
DEBENHAMS FINANCE HOLD...	04755814	02.09.2017	N	
BARONESS RETAIL LIMITED	04843152	02.09.2017	N	

Exact CCJ Details

Date	Court	Amount	Status	Case Number	Date Paid
23/07/2013	NORTHAMPTON CCMCC	£1,386	Judgment	3YL24566	-
07/05/2013	WHITEHAVEN	£900	Judgment	2YJ55395	-

Possible CCJs Details

Possible CCJ matches show CCJs that may be matched to a company based on various criteria such as similar trading names or addresses. This data is provided for your information only as an aid to decision-making and does not affect a company's rating.

Date	Court	Amount	Status	Case Number	Date Paid	Registered CCJ Details
03/01/2014	NORTHAMPTON CCBC	£208	Judgment	3XC66804	-	DEBENHAMS, 3 CHARTER SQUARE, BURY ST EDMUNDS, SUFFOLK, IP33 3FD, IP33 3FD

MORTGAGE DETAILS

Mortgage Type:	DEED OF ACCESSION AND CHARGE		
Date Charge Created:	27/06/05		
Date Charge Registered:	06/07/05		
Date Charge Satisfied:	13/07/06		
Status:	SATISFIED		
Person(s) Entitled:	CREDIT SUISSE,LONDON BRANCH		
Amount Secured:	ALL MONEYS DUE OR TO BECOME DUE FROM THE COMPANY TO THE CHARGE, AS OWED OR INCURRED BY EACH BENEFICIARY UNDER THE TERMS OF THE AFOREMENTIONED INSTRUMENT CREATING OR EVIDENCING THE CHARGE		
Details:	FIXED AND FLOATING CHARGES OVER THE UNDERTAKING AND ALL PROPERTY AND ASSETS PRESENT AND FUTURE INCLUDING GOODWILL BOOKDEBTS UNCALLED CAPITAL BUILDINGS FIXTURES FIXED PLANT AND MACHINERY SEE THE MORTGAGE CHARGE DOCUMENT FOR FULL DETAILS		
Mortgage Type:	LEGAL CHARGE		
Date Charge Created:	22/04/04		
Date Charge Registered:	06/05/04		

DISCLAIMER : This Report is **PRIVATE & CONFIDENTIAL** and it is prepared at the request of and for its use by the Subscriber only. The Subscriber shall use the contents of the Report merely as an aid to its business. Mira Inform Private Limited ("MIPL") has collated information/data in the Report, which have not been verified unless otherwise specifically mentioned in the Report. The Subscriber shall independently verify the accuracy and correctness of the information/data before in any way acting upon the same. MIPL shall not be liable for any harm, injury, loss or damage caused to the Subscriber due to default by the Subscriber's debtors/beneficiaries in fulfilling their obligations of any nature whatsoever. This Report or any of its portion shall not be used as a documentary evidence or otherwise before any investigative agencies or forum of law. This Report is confidential and proprietary to MIPL. The Subscriber and/or any other person(s) may not reproduce, publish or disclose any of the contents of the Report to others without the express authorization of MIPL. This Report is prepared and issued to the Subscriber without any risk, responsibility or liability on the part of MIPL or its officials.

Date Charge Satisfied:	17/05/05		
Status:	SATISFIED		
Person(s) Entitled:	BAYERISCHE LANDESBANK (ACTING THROUGH ITS LONDON BRANCH AS SECURITY AGENT FOR ITSELF AND THEOTH		
Amount Secured:	ALL MONIES DUE OR TO BECOME DUE FROM THE BENEFICIAL OWNER (ROADSTREAM LIMITED) TO THE CHARGEE UNDER THE TERMS OF THE AFOREMENTIONED INSTRUMENT CREATING OR EVIDENCING THE CHARGE		
Details:	L/H PREMISES AT MAGDALENE STREET, OXFORD T/N:ON225969. FIRST FIXED CHARGE ALL OF ITS RIGHTS AND BENEFIT UNDER ANY AGREEMENT RELATING TO THE ACQUISITION OF THE MORTGAGED PROPERTIES, ALL PLANT AND MACHINERY, ALL OF ITS BENEFITS, CLAIMS AND RETURNS OF PREMIUMS IN RESPECT OF THE INSURANCES, ITS BOOK AND OTHER DEBTS, ALL OF ITS RIGHT, TITLE, AND INTEREST (IF ANY) UNDER THE INSURANCES		
Mortgage Type:	DEED OF ACCESSION AND CHARGE		
Date Charge Created:	19/12/03		
Date Charge Registered:	22/12/03		
Date Charge Satisfied:	17/07/04		
Status:	SATISFIED		
Person(s) Entitled:	CREDIT SUISSE FIRST BOSTON, LONDON BRANCH AS SECURITY AGENT		
Amount Secured:	ALL MONIES DUE OR TO BECOME DUE FROM THE COMPANY TO THE SECURITY AGENT FOR THE BENEFICIARIES UNDER THE TERMS OF THE AFOREMENTIONED INSTRUMENT CREATING OR EVIDENCING THE CHARGE		
Details:	FIXED AND FLOATING CHARGES OVER THE UNDERTAKING AND ALL PROPERTY AND ASSETS PRESENT AND FUTURE INCLUDING GOODWILL BOOK DEBTS UNCALLED CAPITAL BUILDINGS FIXTURES FIXED PLANT AND MACHINERY SEE THE MORTGAGE CHARGE DOCUMENT FOR FULL DETAILS		
Mortgage Type:	LEGAL CHARGE		
Date Charge Created:	25/10/88		
Date Charge Registered:	14/11/88		
Date Charge Satisfied:	07/08/03		
Status:	SATISFIED		
Person(s) Entitled:	CREWFLEET LIMITED		
Amount Secured:	ALL MONIES DUE OR TO BECOME DUE FROM THE COMPANY TO THE CHARGE		
Details:	VARIOUS PROPERTIES IN CLEVELAND, SOMERSET WEST SUSSEX, BOURNEMOUTH AND/OR THE PROCEEDS OF SALE THEREOF (FOR FULL DETAILS SEE FORM 395)		
Mortgage Type:	DEED OF ADMISSION		
Date Charge Created:	23/07/86		
Date Charge Registered:	05/08/86		
Date Charge Satisfied:	14/11/97		
Status:	SATISFIED		
Person(s) Entitled:	LLOYDS BANK PLC		
Amount Secured:	ALL MONIES DUE OR TO BECOME DUE FROM THE COMPANY AND/OR ALL		

	OR ANY OF THE OTHER COMPANIES NAMED THEREIN TO THE CHARGE ON ANY ACCOUNT WHATSOEVER SUPPLEMENTAL TO A LETTER OF SET-OFF DATED 1 APRIL 1986		
Details:	ANY SUMS OR SUMS FOR THE TIME BEING STANDING TO THE CREDIT OF ANY PRESENT OF FUTURE ACCOUNT WITH THE BANK		
Mortgage Type:	OMNIBUS GUARANTEE AND SET OFF AGREEMENT		
Date Charge Created:	01/04/86		
Date Charge Registered:	11/04/86		
Date Charge Satisfied:	13/08/97		
Status:	SATISFIED		
Person(s) Entitled:	LLOYDS BANK PLC		
Amount Secured:	ALL MONIES DUE OR TO BECOME DUE FROM THE COMPANY AND/OR ALL OR ANY OF THE OTHER COMPANIES NAMED THEREIN TO THE CHARGE ON ANY ACCOUNT WHATSOEVER		
Details:	ANY SUM OR SUMS FOR THE TIME BEING STANDING TO THE CREDIT OF ANY PRESENT OF FUTURE ACCOUNT OF THE COMPANY WITH THE BANK		
Mortgage Type:	REVERSIONARY LEASE		
Date Charge Created:	21/10/75		
Date Charge Registered:	31/10/75		
Date Charge Satisfied:	13/08/97		
Status:	SATISFIED		
Person(s) Entitled:	ULSTER BANK PROVIDENT FUND INVESTMENTS LIMITED		
Amount Secured:	COMPANY'S OBLIGATIONS TO THE CHARGE		
Details:	CERTAIN PRESENT AND FUTURE MACHINERY AND PLANT AT THE COMPANY'S PREMISES AT 24-32 HIGH STREET BROMLEY KENT AS MORE PARTICULARLY DEFINED IN THE LEASES.		
Mortgage Type:	LEASE		
Date Charge Created:	21/10/75		
Date Charge Registered:	31/10/75		
Date Charge Satisfied:	13/08/97		
Status:	SATISFIED		
Person(s) Entitled:	ULSTER BANK PROVIDENT FUND INVESTMENTS LIMITED		
Amount Secured:	COMPANY'S OBLIGATIONS TO THE CHARGE		
Details:	CERTAIN PRESENT AND FUTURE MACHINERY AND PLANT AT THE COMPANY'S PREMISES AT 24-32 HIGH STREET BROMLEY KENT AS MORE PARTICULARLY DEFINED IN THE LEASES		
Mortgage Type:	REVERSIONARY LEASE		
Date Charge Created:	22/10/75		
Date Charge Registered:	31/10/75		
Date Charge Satisfied:	13/08/97		
Status:	SATISFIED		
Person(s) Entitled:	PENSMAN NOMINEES LIMITED		
Amount Secured:	COMPANY'S OBLIGATIONS TO THE CHARGE		
Details:	CERTAIN PRESENT AND FUTURE MACHINERY AND PLANT AT THE COMPANY'S PREMISES AT 56-72 MARKET PLACE ROMFORD ESSEX AS MORE PARTICULAR DEFINED IN LEASES		
Mortgage Type:	LEASE		

Date Charge Created:	22/10/75		
Date Charge Registered:	31/10/75		
Date Charge Satisfied:	13/08/97		
Status:	SATISFIED		
Person(s) Entitled:	PENSMAN NOMINEES LIMITED		
Amount Secured:	COMPANY'S OBLIGATIONS TO THE CHARGE		
Details:	CERTAIN PRESENT AND FUTURE MACHINERY AND PLANT AT THE COMPANY'S PREMISES AT 56-72 MARKET PLACE ROMFORD ESSEX AS MORE PARTICULARLY DEFINED IN LEASES		
Mortgage Type:	LEGAL CHARGE		
Date Charge Created:	15/10/70		
Date Charge Registered:	26/10/70		
Date Charge Satisfied:	13/08/97		
Status:	SATISFIED		
Person(s) Entitled:	LLOYDS BANK PLC		
Amount Secured:	£2,000,000 SECURED BY TRUST DEED DATED 10/3/43 AND DEED SUPPLEMENTAL THERETO.		
Details:	L/H PROPERTY PARTS OF NOS. 30 TO 40 (EVEN) MARYLEBONE LANE, NOS. 14, 14A, 14B, 14C AND PART 15 AND 15AHENRIETTA PLACE AND NOS 74 TO 77 (ALL) WELBECK ST. LONDON BOROUGH OF CITY OF WESTMINSTER.		
Mortgage Type:			
Date Charge Created:	-		
Date Charge Registered:	12/05/66		
Date Charge Satisfied:	23/08/97		
Status:	SATISFIED		
Person(s) Entitled:	EXCHANGE ASSURANCE		
Amount Secured:			
Details:			
Mortgage Type:			
Date Charge Created:	-		
Date Charge Registered:	12/05/66		
Date Charge Satisfied:	23/08/97		
Status:	SATISFIED		
Person(s) Entitled:	ROYAL EXCHANGE ASSURANCE ROYAL		
Amount Secured:			
Details:			
Mortgage Type:			
Date Charge Created:	-		
Date Charge Registered:	07/08/64		
Date Charge Satisfied:	23/08/97		
Status:	SATISFIED		
Person(s) Entitled:	EXCHANGE ASSURANCE		
Amount Secured:			
Details:			
Mortgage Type:			
Date Charge Created:	-		
Date Charge Registered:	07/08/64		

DISCLAIMER : This Report is **PRIVATE & CONFIDENTIAL** and it is prepared at the request of and for its use by the Subscriber only. The Subscriber shall use the contents of the Report merely as an aid to its business. Mira Inform Private Limited ("MIPL") has collated information/data in the Report, which have not been verified unless otherwise specifically mentioned in the Report. The Subscriber shall independently verify the accuracy and correctness of the information/data before in any way acting upon the same. MIPL shall not be liable for any harm, injury, loss or damage caused to the Subscriber due to default by the Subscriber's debtors/beneficiaries in fulfilling their obligations of any nature whatsoever. This Report or any of its portion shall not be used as a documentary evidence or otherwise before any investigative agencies or forum of law. This Report is confidential and proprietary to MIPL. The Subscriber and/or any other person(s) may not reproduce, publish or disclose any of the contents of the Report to others without the express authorization of MIPL. This Report is prepared and issued to the Subscriber without any risk, responsibility or liability on the part of MIPL or its officials.

Date Charge Satisfied:	23/08/97		
Status:	SATISFIED		
Person(s) Entitled:	ROYAL EXCHANGE ASSURANCE ROYAL		
Amount Secured:			
Details:			
Mortgage Type:			
Date Charge Created:	-		
Date Charge Registered:	14/07/59		
Date Charge Satisfied:	23/08/97		
Status:	SATISFIED		
Person(s) Entitled:	ROYAL EXCHANGE ASSURANCE ROYAL		
Amount Secured:			
Details:			
Mortgage Type:			
Date Charge Created:	-		
Date Charge Registered:	14/07/59		
Date Charge Satisfied:	23/08/97		
Status:	SATISFIED		
Person(s) Entitled:	EXCHANGE ASSURANCE		
Amount Secured:			
Details:			
Mortgage Type:	INSTRUMENT OF CHARGE SUPPLEMENTAL TO A TRUST DEED DATED 10 MAR 43		
Date Charge Created:	13/07/56		
Date Charge Registered:	19/07/56		
Date Charge Satisfied:	13/08/97		
Status:	SATISFIED		
Person(s) Entitled:	LLOYDS BANK PLC		
Amount Secured:	£2,000,000 DEBENTURE STOCK		
Details:	F/H BEACON HOUSE (FORMERLY KNOWN AS THEQUEENS HOTEL) CLIFTON BRISTOL		
Mortgage Type:	INSTRUMENT OF CHARGE SUPPLEMENTAL TO A TRUST DEED DATED 10 MAR 43		
Date Charge Created:	13/07/56		
Date Charge Registered:	19/07/56		
Date Charge Satisfied:	13/08/97		
Status:	SATISFIED		
Person(s) Entitled:	LLOYDS BANK PLC		
Amount Secured:	£2,000,000 DEBENTURE STOCK		
Details:	VARIOUS L/H & F/H PROPERTIES IN LONDON FOR DETAILS SEE DOC 174		
Mortgage Type:	CHARGE SUPPLEMENTAL TO A TRUST DEED DATED 10 MAR 1943		
Date Charge Created:	08/02/49		
Date Charge Registered:	11/02/49		
Date Charge Satisfied:	13/08/97		
Status:	SATISFIED		
Person(s) Entitled:	LLOYDS BANK PLC		
Amount Secured:	£2,000,000 DEBENTURE STOCK		

DISCLAIMER : This Report is **PRIVATE & CONFIDENTIAL** and it is prepared at the request of and for its use by the Subscriber only. The Subscriber shall use the contents of the Report merely as an aid to its business. Mira Inform Private Limited ("MIPL") has collated information/data in the Report, which have not been verified unless otherwise specifically mentioned in the Report. The Subscriber shall independently verify the accuracy and correctness of the information/data before in any way acting upon the same. MIPL shall not be liable for any harm, injury, loss or damage caused to the Subscriber due to default by the Subscriber's debtors/beneficiaries in fulfilling their obligations of any nature whatsoever. This Report or any of its portion shall not be used as a documentary evidence or otherwise before any investigative agencies or forum of law. This Report is confidential and proprietary to MIPL. The Subscriber and/or any other person(s) may not reproduce, publish or disclose any of the contents of the Report to others without the express authorization of MIPL. This Report is prepared and issued to the Subscriber without any risk, responsibility or liability on the part of MIPL or its officials.

Details:	L/H NO 3 WELBECK WAY ST MARYLEBONE LONDON		
Mortgage Type:	CHARGE SUPPLEMENTAL TO A TRUST DEED DATED 10 MAR 43		
Date Charge Created:	07/05/47		
Date Charge Registered:	21/05/47		
Date Charge Satisfied:	31/07/91		
Status:	SATISFIED		
Person(s) Entitled:	LLOYDS BANK PLC		
Amount Secured:	£2,000,000 DEBENTURE STOCK		
Details:	L/H 85 WIMPOLE STREET & 76 WIMPOLE ST. & 16 WELBECK WAY ST MARYLEBONE LONDON		
Mortgage Type:	CHARGE SUPPLEMENTAL TO TRUST DEED DATED 10 MAR 43		
Date Charge Created:	21/07/43		
Date Charge Registered:	30/07/43		
Date Charge Satisfied:	13/08/97		
Status:	SATISFIED		
Person(s) Entitled:	LLOYDS BANK PLC		
Amount Secured:	£2,000,000 DEBENTURE STOCK		
Details:	VARIOUS L/H & F/H PROPERTIES OF THE COMPANY IN LONDON FOR DETAILS SEE DOC 123		

CREDITOR DETAILS

	Total Number	Total Value
Trade Creditors	0	-
No Creditor Data		

TRADE DEBTORS / BAD DEBT DETAIL

	Total Number of Documented Trade	Total Value of Documented Trade	
Trade Debtors	3	£114,069	
Company Name		Amount	Statement Date
Lloyd James Ltd		£90,384	13/02/2015
Water Choice Ltd		£22,673	10/07/2012
Sterling Power Group Limited		£1,012	16/01/2018

PREVIOUS DIRECTOR/COMPANY SECRETARIES

Name	Current Active Appointments	Previous Appointments	Dissolved Companies
David Wilson	1	52	38
Michael John Todkill Sharp	0	15	13

DISCLAIMER : This Report is **PRIVATE & CONFIDENTIAL** and it is prepared at the request of and for its use by the Subscriber only. The Subscriber shall use the contents of the Report merely as an aid to its business. Mira Inform Private Limited ("MIPL") has collated information/data in the Report, which have not been verified unless otherwise specifically mentioned in the Report. The Subscriber shall independently verify the accuracy and correctness of the information/data before in any way acting upon the same. MIPL shall not be liable for any harm, injury, loss or damage caused to the Subscriber due to default by the Subscriber's debtors/beneficiaries in fulfilling their obligations of any nature whatsoever. This Report or any of its portion shall not be used as a documentary evidence or otherwise before any investigative agencies or forum of law. This Report is confidential and proprietary to MIPL. The Subscriber and/or any other person(s) may not reproduce, publish or disclose any of the contents of the Report to others without the express authorization of MIPL. This Report is prepared and issued to the Subscriber without any risk, responsibility or liability on the part of MIPL or its officials.

John Ormond Davies	0	8	1
John Hodges	0	74	160
James William Murphy	0	12	2
Terence Anthony Green	0	4	3
Peter Thomas Kaurland	0	3	3
Guy Antony Johnson	1	43	39
Guy Antony Johnson	1	43	39
Christopher Kevin Woodhouse	1	73	116
Edward Matthew Giles Roberts	0	5	3
Jane Heather Ruth Guillaume	0	6	1
Peter Martyn Betts	0	2	2
Paul Beverley Loft	4	10	8
Andrew Thomas Higginson	1	87	114
Ian Peter Jackman	12	85	95
Ian Peter Jackman	12	85	95
John David Lovering	4	71	63
Philip Oliver Wrigley	5	21	16
Nigel Brian Palmer	0	4	0
Belinda Jane Earl	0	2	1
Robert William Templeman	0	27	36
Richard Conway North	1	23	6
Hugh Rowland Bradley	1	3	0
John Lee Hoerner	3	10	5
Simon Edward Herrick	4	38	34
Suzanne Harlow	0	14	0
Total Persons With Significant Control	1	Total Statements	0
Active	1	Active	0
Ceased	0	Ceased	0

ACTIVE PERSONS WITH SIGNIFICANT CONTROL

Name	Debenhams Group Holdings Limited	Kind	Corporate Entity With Significant Control
Address	10 Brock Street, Regent's Place, London	Notified On	06/04/2016
Post Code	NW1 3FG	Legal Form	Private Limited Company
Authority	Companies Act 2006	Place Registered	Debenhams Retail Plc
Country Registered	United Kingdom	Registration Number	3430071
Nature Of	Ownership Of Shares 75 To 100 Percent,Ownership Of Shares		

DISCLAIMER : This Report is **PRIVATE & CONFIDENTIAL** and it is prepared at the request of and for its use by the Subscriber only. The Subscriber shall use the contents of the Report merely as an aid to its business. Mira Inform Private Limited ("MIPL") has collated information/data in the Report, which have not been verified unless otherwise specifically mentioned in the Report. The Subscriber shall independently verify the accuracy and correctness of the information/data before in any way acting upon the same. MIPL shall not be liable for any harm, injury, loss or damage caused to the Subscriber due to default by the Subscriber's debtors/beneficiaries in fulfilling their obligations of any nature whatsoever. This Report or any of its portion shall not be used as a documentary evidence or otherwise before any investigative agencies or forum of law. This Report is confidential and proprietary to MIPL. The Subscriber and/or any other person(s) may not reproduce, publish or disclose any of the contents of the Report to others without the express authorization of MIPL. This Report is prepared and issued to the Subscriber without any risk, responsibility or liability on the part of MIPL or its officials.

Control	75 To 100 Percent As Firm,Voting Rights 75 To 100 Percent,Voting Rights 75 To 100 Percent As Firm,Right To Appoint And Remove Directors,Significant Influence Or Control As Firm				
----------------	--	--	--	--	--

Ceased Persons With Significant Control

No Ceased Persons With Significant Control To Display

Active Statements

No Active Statements To Display

Ceased Statements

No Ceased Statements To Display

FOREIGN EXCHANGE RATES

Currency	Unit	Indian Rupees
US Dollar	1	INR 70.52
UK Pound	1	INR 89.45
Euro	1	INR 79.84
GBP	1	INR 90.37

Note : Above are approximate rates obtained from sources believed to be correct

INFORMATION DETAILS

Analysis Done by :	VIVR
Report Prepared by :	SYL

DISCLAIMER : This Report is **PRIVATE & CONFIDENTIAL** and it is prepared at the request of and for its use by the Subscriber only. The Subscriber shall use the contents of the Report merely as an aid to its business. Mira Inform Private Limited ("MIPL") has collated information/data in the Report, which have not been verified unless otherwise specifically mentioned in the Report. The Subscriber shall independently verify the accuracy and correctness of the information/data before in any way acting upon the same. MIPL shall not be liable for any harm, injury, loss or damage caused to the Subscriber due to default by the Subscriber's debtors/beneficiaries in fulfilling their obligations of any nature whatsoever. This Report or any of its portion shall not be used as a documentary evidence or otherwise before any investigative agencies or forum of law. This Report is confidential and proprietary to MIPL. The Subscriber and/or any other person(s) may not reproduce, publish or disclose any of the contents of the Report to others without the express authorization of MIPL. This Report is prepared and issued to the Subscriber without any risk, responsibility or liability on the part of MIPL or its officials.

RATING EXPLANATIONS

Credit Rating	Explanation	Rating Comments
A++	Minimum Risk	Business dealings permissible with minimum risk of default
A+	Low Risk	Business dealings permissible with low risk of default
A	Acceptable Risk	Business dealings permissible with moderate risk of default
B	Medium Risk	Business dealings permissible on a regular monitoring basis
C	Medium High Risk	Business dealings permissible preferably on secured basis
D	High Risk	Business dealing not recommended or on secured terms only
NB	New Business	No recommendation can be done due to business in infancy stage
NT	No Trace	No recommendation can be done as the business is not traceable

NB is stated where there is insufficient information to facilitate rating. However, it is not to be considered as unfavourable.

This score serves as a reference to assess SC's credit risk and to set the amount of credit to be extended. It is calculated from a composite of weighted scores obtained from each of the major sections of this report. The assessed factors are as follows:

- Financial condition covering various ratios
- Company background and operations size
- Promoters / Management background
- Payment record
- Litigation against the subject
- Industry scenario / competitor analysis
- Supplier / Customer / Banker review (wherever available)