

MIRA INFORM REPORT

Report No. :	542838.2
Report Date :	06.12.2018

IDENTIFICATION DETAILS

Name :	JINDAL STAINLESS LIMITED (w.e.f. 07.12.2011)
Formerly Known As :	JSL STAINLESS LIMITED (w.e.f. 2010) JSL LIMITED (w.e.f. 2008) JINDAL STAINLESS LIMITED
Registered Office :	O. P. Jindal Marg, Hisar – 125005, Haryana
Tel. No.:	91-1662-222471/ 73
Country :	India
Financials (as on) :	31.03.2018
Date of Incorporation :	29.09.1980
CIN No.: [Company Identification No.]	L26922HR1980PLC010901
Capital Investment / Paid-up Capital :	INR 958.400 Million
IEC No.: [Import-Export Code No.]	0588085146
CST/ TIN No.:	06781511659
PAN No.: [Permanent Account No.]	AABCJ1969M
GSTN : [Goods & Service Tax Registration No.]	06AABCJ1969M1Z7
Legal Form :	A Public Limited Liability Company. The Company's Shares are Listed on the Stock Exchanges.

DISCLAIMER : This Report is **PRIVATE & CONFIDENTIAL** and it is prepared at the request of and for its use by the Subscriber only. The Subscriber shall use the contents of the Report merely as an aid to its business. Mira Inform Private Limited ("MIPL") has collated information/data in the Report, which have not been verified unless otherwise specifically mentioned in the Report. The Subscriber shall independently verify the accuracy and correctness of the information/data before in any way acting upon the same. MIPL shall not be liable for any harm, injury, loss or damage caused to the Subscriber due to default by the Subscriber's debtors/beneficiaries in fulfilling their obligations of any nature whatsoever. This Report or any of its portion shall not be used as a documentary evidence or otherwise before any investigative agencies or forum of law. This Report is confidential and proprietary to MIPL. The Subscriber and/or any other person(s) may not reproduce, publish or disclose any of the contents of the Report to others without the express authorization of MIPL. This Report is prepared and issued to the Subscriber without any risk, responsibility or liability on the part of MIPL or its officials.

JINDAL STAINLESS LIMITED - 542838.2 (REVISED REPORT)

PAGE NO. : 2

Line of Business :	Manufacturer of Stainless Steel flat products in Austenitic, Ferritic, Martensitic and Duplex grades. The products range includes Ferro Alloys, Stainless Steel Slabs, Hot Rolled Coils, Plates and Sheets, and Cold Rolled Coils and Sheets. (Registered Activity)
No. of Employees :	Information declined by the management

RATING & COMMENTS

(Mira Inform has adopted New Rating mechanism w.e.f. 23rd January 2017)

MIRA's Rating :

A

Credit Rating	Explanation	Rating Comments
A	Acceptable Risk	Business dealings permissible with moderate risk of default

Maximum Credit Limit :	USD 67000000
Status :	Satisfactory
Payment Behaviour :	Slow but correct
Litigation :	Exist
Comments :	<p>Subject is a part of O.P Jindal group and it was incorporated in the year 1980. It is a manufacturer of stainless steel.</p> <p>As per financial of March 2018, the company has registered a growth of 22.40% in its revenue as compared to its previous year's revenue and has reported average profit margin of 2.90%.</p> <p>Rating takes into consideration the company's established track record of business operations marked by healthy net worth base along with average debt coverage indicators and good liquidity position.</p> <p>Rating also takes into account the experienced promoters and management of the company and established marked position in stainless steel manufacturing industry.</p> <p>Shares are quoted on Stock Exchanges. (Shares are traded at a price of INR 37.10 against its face value of INR 2).</p> <p>However, rating strength is partially offset by exposure to raw material price volatility, forex fluctuation risk and cyclical nature inherent in the stainless steel industry.</p> <p>As per quarterly financials of September 2018, the company has achieved a revenue of INR 30814.200 Million from its operations but has incurred losses.</p>

DISCLAIMER : This Report is **PRIVATE & CONFIDENTIAL** and it is prepared at the request of and for its use by the Subscriber only. The Subscriber shall use the contents of the Report merely as an aid to its business. Mira Inform Private Limited ("MIPL") has collated information/data in the Report, which have not been verified unless otherwise specifically mentioned in the Report. The Subscriber shall independently verify the accuracy and correctness of the information/data before in any way acting upon the same. MIPL shall not be liable for any harm, injury, loss or damage caused to the Subscriber due to default by the Subscriber's debtors/beneficiaries in fulfilling their obligations of any nature whatsoever. This Report or any of its portion shall not be used as a documentary evidence or otherwise before any investigative agencies or forum of law. This Report is confidential and proprietary to MIPL. The Subscriber and/or any other person(s) may not reproduce, publish or disclose any of the contents of the Report to others without the express authorization of MIPL. This Report is prepared and issued to the Subscriber without any risk, responsibility or liability on the part of MIPL or its officials.

JINDAL STAINLESS LIMITED - 542838.2 (REVISED REPORT)

PAGE NO. : 3

	Payment seems to be slow but correct. In view of aforesaid, the company can be considered for business dealings at usual trade terms and conditions.
--	---

NOTES :

Any query related to this report can be made on e-mail : infodept@mirainform.com while quoting report number, name and date.

ECGC Country Risk Classification List

Country Name	Previous Rating (30.06.2018)	Current Rating (30.09.2018)
India	A1	A1

Risk Category	ECGC Classification
Insignificant	A1
Low Risk	A2
Moderately Low Risk	B1
Moderate Risk	B2
Moderately High Risk	C1
High Risk	C2
Very High Risk	D

EXTERNAL AGENCY RATING

Rating Agency Name	CARE
Rating	Long Term Rating=BBB-
Rating Explanation	Moderate degree of safety and moderate credit risk.
Date	08.06.2018

Rating Agency Name	CARE
Rating	Short Term Rating=A3
Rating Explanation	Moderate degree of safety and higher credit risk.
Date	08.06.2018

RBI DEFAULTERS' LIST STATUS

Subject's name is not enlisted as a defaulter in the publicly available RBI Defaulters' list.

EPF (Employee Provident Fund) DEFAULTERS' LIST STATUS

DISCLAIMER : This Report is **PRIVATE & CONFIDENTIAL** and it is prepared at the request of and for its use by the Subscriber only. The Subscriber shall use the contents of the Report merely as an aid to its business. Mira Inform Private Limited ("MIPL") has collated information/data in the Report, which have not been verified unless otherwise specifically mentioned in the Report. The Subscriber shall independently verify the accuracy and correctness of the information/data before in any way acting upon the same. MIPL shall not be liable for any harm, injury, loss or damage caused to the Subscriber due to default by the Subscriber's debtors/beneficiaries in fulfilling their obligations of any nature whatsoever. This Report or any of its portion shall not be used as a documentary evidence or otherwise before any investigative agencies or forum of law. This Report is confidential and proprietary to MIPL. The Subscriber and/or any other person(s) may not reproduce, publish or disclose any of the contents of the Report to others without the express authorization of MIPL. This Report is prepared and issued to the Subscriber without any risk, responsibility or liability on the part of MIPL or its officials.

JINDAL STAINLESS LIMITED - 542838.2 (REVISED REPORT)

PAGE NO. : 4

Subject's name is not enlisted as a defaulter in the publicly available EPF (Employee Provident Fund) Defaulters' list as of 31-03-2018.

BIFR (Board for Industrial & Financial Reconstruction) LISTING STATUS

Subject's name is not listed as a Sick Unit in the publicly available BIFR (Board for Industrial & Financial Reconstruction) list as of 06.12.2018

IBBI (Insolvency and Bankruptcy Board of India) LISTING STATUS

Subject's name is not listed in the publicly available IBBI (Insolvency and Bankruptcy Board of India) list as of report date.

INFORMATION DENIED

MANAGEMENT NON-COOPERATIVE (Tel. No.: 91-1662-222471/ 72/ 73)

LOCATIONS

Registered Office/ Factory 1 :	O. P. Jindal Marg, Hisar – 125005, Haryana, India
Tel. No.:	91-1662-222471/72/73- 83
Fax No.:	91-1662-220476/ 220499
E-Mail :	hsr.harit@jshsr.com info.hisar@jindalsteel.com info@jindalstainless.com investorcare@jindalstainless.com raajesh.gupta@jindalsteel.com b.bharti@jshl.in sunil.yadav@jindalstainless.com navneet@jindalstainless.com
Website :	http://www.jindalstainless.com www.jslstainless.com
Corporate Office :	Jindal Centre, 12, Bhikaji Cama Place, New Delhi – 110066, India
Tel. No.:	91-11-26188345-60/ 41462000/ 61462000
Fax No.:	91-11-26161271 / 26170691 / 41659169/ 26101562
E-Mail :	info@jindalsteel.com
Factory 2 :	Jindal Nagar, Kothavalasa, District: Vizianagaram- 535183, Andhra Pradesh, India
Tel. No.:	91-8966-273327/ 273254/ 273335
Fax No.:	91-8966-273326
E-Mail :	info.visakhapatnam@jindalsteel.com

DISCLAIMER : This Report is **PRIVATE & CONFIDENTIAL** and it is prepared at the request of and for its use by the Subscriber only. The Subscriber shall use the contents of the Report merely as an aid to its business. Mira Inform Private Limited ("MIPL") has collated information/data in the Report, which have not been verified unless otherwise specifically mentioned in the Report. The Subscriber shall independently verify the accuracy and correctness of the information/data before in any way acting upon the same. MIPL shall not be liable for any harm, injury, loss or damage caused to the Subscriber due to default by the Subscriber's debtors/beneficiaries in fulfilling their obligations of any nature whatsoever. This Report or any of its portion shall not be used as a documentary evidence or otherwise before any investigative agencies or forum of law. This Report is confidential and proprietary to MIPL. The Subscriber and/or any other person(s) may not reproduce, publish or disclose any of the contents of the Report to others without the express authorization of MIPL. This Report is prepared and issued to the Subscriber without any risk, responsibility or liability on the part of MIPL or its officials.

JINDAL STAINLESS LIMITED - 542838.2 (REVISED REPORT)

PAGE NO. : 5

Factory 3 :	Kalinga Nagar Industrial Complex, Danagadi, District Jajpur– 755026, Odisha, India
Fax No.:	91-6726-266006
E-Mail :	info.jajpur@jindalsteel.com
Factory 4 :	Kawasan Industry Maspion, Maspion Unit-V, Desa Sukomylyo-Manyar, Gresik 61151, Jawa Timur-Indonesia
Tel. No.:	62-31-3959588/ 3959565
Fax No.:	62-31-3959566
E-Mail :	info.indonesia@jindalsteel.com
Factory 5 :	Village Kaliapani and Forest Block Number 27, Sukinda Tehesil, Jajpur District, Odisha, India
Tel. No.:	91-11-26188345/60
Fax No.:	91-11-26170691/ 26161271
E-Mail :	info@jindalsteel.com
Sales Office :	47, 1st Floor, Spurtank Road, Chetpet, Chennai – 600 031, Tamilnadu, India
Sales/ Representative Offices :	Also Located At: <ul style="list-style-type: none"> • Ahmadabad • Bangalore • Bhopal • Bhubaneswar • West Bengal • Chandigarh • Chennai • Delhi • Hyderabad • Jodhpur • Mumbai • Pune • Surat • Vadodara • Vishakapatnam
Service Center Office :	Located at: <ul style="list-style-type: none"> • Gurugram • Chennai • Mumbai • Vadodara
Global Offices :	Located at: <ul style="list-style-type: none"> • Brazil

DISCLAIMER : This Report is **PRIVATE & CONFIDENTIAL** and it is prepared at the request of and for its use by the Subscriber only. The Subscriber shall use the contents of the Report merely as an aid to its business. Mira Inform Private Limited ("MIPL") has collated information/data in the Report, which have not been verified unless otherwise specifically mentioned in the Report. The Subscriber shall independently verify the accuracy and correctness of the information/data before in any way acting upon the same. MIPL shall not be liable for any harm, injury, loss or damage caused to the Subscriber due to default by the Subscriber's debtors/beneficiaries in fulfilling their obligations of any nature whatsoever. This Report or any of its portion shall not be used as a documentary evidence or otherwise before any investigative agencies or forum of law. This Report is confidential and proprietary to MIPL. The Subscriber and/or any other person(s) may not reproduce, publish or disclose any of the contents of the Report to others without the express authorization of MIPL. This Report is prepared and issued to the Subscriber without any risk, responsibility or liability on the part of MIPL or its officials.

JINDAL STAINLESS LIMITED - 542838.2 (REVISED REPORT)

PAGE NO. : 6

	<ul style="list-style-type: none"> • China • Germany • Indonesia • Italy • Poland • Russia • South Korea • Spain • Thailand • Turkey • United Arab Emirates • United States of America • Vietnam
Warehouses:	<ul style="list-style-type: none"> • Belgium • Italy • Poland • Russia • Spain

DIRECTORS

As on 31.03.2018

Name :	Ms. Suman Jyoti Khaitan
Designation :	Director
Address :	W-13, Greater Kailash, Part-II, New Delhi – 110048, India
Date of Appointment :	01.08.2003
DIN No.:	00023370
Name :	Mr. Ratan Jindal
Designation :	Managing Director
Address :	Jindal Stainless FZE (Emaar), Tower-E2, Flat-3202 E, Burj Dubai Development Dubai 18721 Ae
Date of Birth / Age :	31.07.1961
Date of Appointment :	23.07.2003
DIN No.:	00054026
Name :	Mr. Tara Sankar Sudhir Bhattacharya
Designation :	Director
Address :	8E, 8th Floor, Harbour Heights, Building No-B-I, Nasawant Marg, Colaba, Mumbai – 400005, Maharashtra, India
Date of Appointment :	13.01.2009
DIN No.:	00157305
Name :	Mr. Rajeev Uberoi

DISCLAIMER : This Report is **PRIVATE & CONFIDENTIAL** and it is prepared at the request of and for its use by the Subscriber only. The Subscriber shall use the contents of the Report merely as an aid to its business. Mira Inform Private Limited ("MIPL") has collated information/data in the Report, which have not been verified unless otherwise specifically mentioned in the Report. The Subscriber shall independently verify the accuracy and correctness of the information/data before in any way acting upon the same. MIPL shall not be liable for any harm, injury, loss or damage caused to the Subscriber due to default by the Subscriber's debtors/beneficiaries in fulfilling their obligations of any nature whatsoever. This Report or any of its portion shall not be used as a documentary evidence or otherwise before any investigative agencies or forum of law. This Report is confidential and proprietary to MIPL. The Subscriber and/or any other person(s) may not reproduce, publish or disclose any of the contents of the Report to others without the express authorization of MIPL. This Report is prepared and issued to the Subscriber without any risk, responsibility or liability on the part of MIPL or its officials.

JINDAL STAINLESS LIMITED - 542838.2 (REVISED REPORT)

PAGE NO. : 7

Designation :	Additional Director
Address :	Vaibhav Apartment 18-A, 18th Floor, B D Road Breach Candy, Mumbai – 400026, Maharashtra, India
Date of Appointment :	09.02.2018
DIN No.:	01731829
Name :	Mr. Gautam Kanjilal
Designation :	Director
Address :	1698, I-Block, C R Park, Kalkaji, Aali, Ali, Delhi – 110019, India
Date of Appointment :	29.04.2010
DIN No.:	03034033
Name :	Ms. Bhaswati Mukherjee
Designation :	Director
Address :	C-135, Sarvodaya Enclave, New Delhi - 110017, India
Date of Birth / Age :	14.06.1953
Date of Appointment :	15.07.2017
DIN No.:	07173244
Name :	Mr. Abhyuday Jindal
Designation :	Managing Director
Address :	House No.6, Prithvi Raj Road, Delhi – 110001, India
Date of Birth / Age :	04.04.1989
Date of Appointment :	09.08.2017
DIN No.:	07290474
Name :	Mr. Tarun Kumar Khulbe
Designation :	Whole-time Director
Address :	1401, Tower 10, The Close South Nirvana Country, Sector 50, South City-2, Gurugram – 122018, Haryana, India
Date of Appointment :	15.05.2018
DIN No.:	07302532

KEY EXECUTIVES

Name :	Mr. Anurag Mantri
Designation :	Chief Finance Officer
Address :	E - 163, Raheja Atlantis, Sector-31, Gurugram - 122001, Haryana, India
Date of Appointment :	07.02.2017
PAN No.:	ABMPM4745K
Name :	Mr. Navneet Raghuvanshi
Designation :	Company Secretary
Address :	427, II nd , Ashoka Enclave – III, Sector – 35, Faridabad – 121003, Haryana, India
Date of Appointment :	25.04.2018

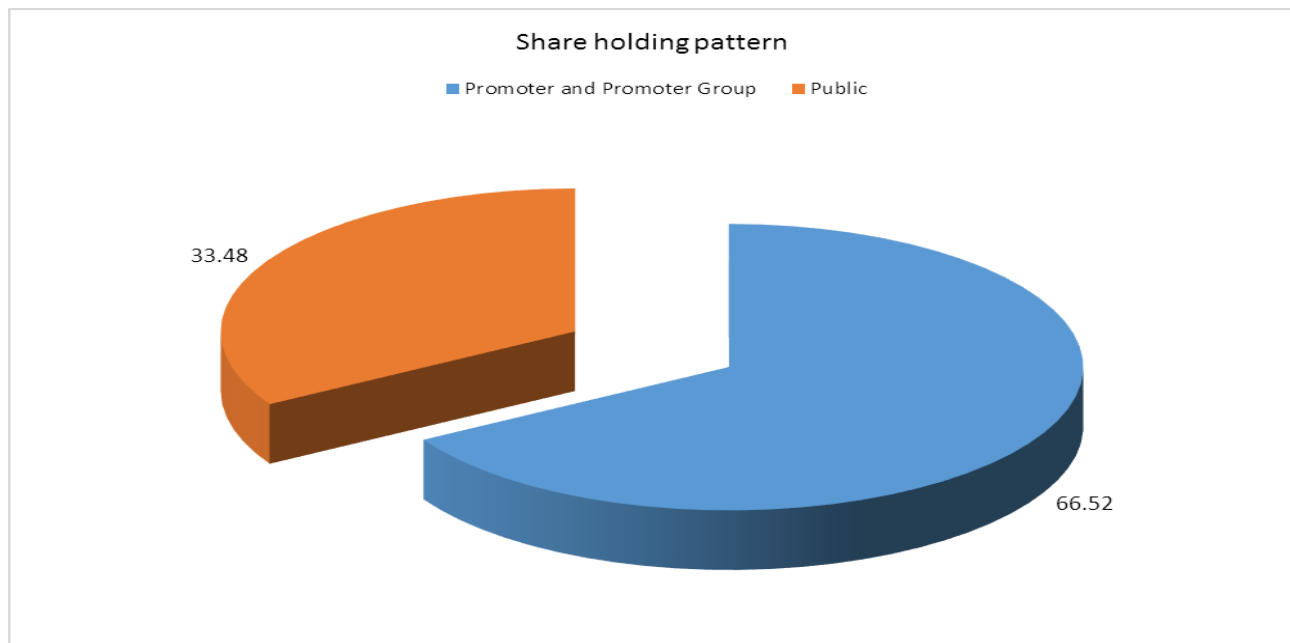
DISCLAIMER : This Report is **PRIVATE & CONFIDENTIAL** and it is prepared at the request of and for its use by the Subscriber only. The Subscriber shall use the contents of the Report merely as an aid to its business. Mira Inform Private Limited ("MIPL") has collated information/data in the Report, which have not been verified unless otherwise specifically mentioned in the Report. The Subscriber shall independently verify the accuracy and correctness of the information/data before in any way acting upon the same. MIPL shall not be liable for any harm, injury, loss or damage caused to the Subscriber due to default by the Subscriber's debtors/beneficiaries in fulfilling their obligations of any nature whatsoever. This Report or any of its portion shall not be used as a documentary evidence or otherwise before any investigative agencies or forum of law. This Report is confidential and proprietary to MIPL. The Subscriber and/or any other person(s) may not reproduce, publish or disclose any of the contents of the Report to others without the express authorization of MIPL. This Report is prepared and issued to the Subscriber without any risk, responsibility or liability on the part of MIPL or its officials.

PAN No.:	AELPR2118F
----------	------------

MAJOR SHAREHOLDERS / SHAREHOLDING PATTERN

As on 30.09.2018

Category of shareholder	Total no. shares held	Shareholding as a % of total no. of shares (calculated as per SCRR, 1957)As a % of
(A) Promoter and Promoter Group	318788309	66.52
(B) Public	160433351	33.48
Grand Total	479221660	100.00



Statement showing shareholding pattern of the Promoter and Promoter Group

Category of shareholder	No. of fully paid up equity shares held	Shareholding as a % of total no. of shares (calculated as per SCRR, 1957)As a % of
A1) Indian		0.00
Individuals/Hindu undivided Family	638969	0.13
SAROJ BHARTIA	40	0.00
SEEMA JAJODIA	900	0.00
KAMAL KISHORE BHARTIA	3550	0.00
URVI JINDAL	11605	0.00
TANVI SHETE	11995	0.00

DISCLAIMER : This Report is **PRIVATE & CONFIDENTIAL** and it is prepared at the request of and for its use by the Subscriber only. The Subscriber shall use the contents of the Report merely as an aid to its business. Mira Inform Private Limited ("MIPL") has collated information/data in the Report, which have not been verified unless otherwise specifically mentioned in the Report. The Subscriber shall independently verify the accuracy and correctness of the information/data before in any way acting upon the same. MIPL shall not be liable for any harm, injury, loss or damage caused to the Subscriber due to default by the Subscriber's debtors/beneficiaries in fulfilling their obligations of any nature whatsoever. This Report or any of its portion shall not be used as a documentary evidence or otherwise before any investigative agencies or forum of law. This Report is confidential and proprietary to MIPL. The Subscriber and/or any other person(s) may not reproduce, publish or disclose any of the contents of the Report to others without the express authorization of MIPL. This Report is prepared and issued to the Subscriber without any risk, responsibility or liability on the part of MIPL or its officials.

JINDAL STAINLESS LIMITED - 542838.2 (REVISED REPORT)

PAGE NO. : 9

TARINI JINDAL HANDA	12000	0.00
TRIPTI JINDAL	12175	0.00
NAVEEN JINDAL	12768	0.00
R K JINDAL & SONS HUF	13940	0.00
ARTI JINDAL	14390	0.00
DEEPIKA JINDAL	69265	0.01
PARTH JINDAL	27575	0.01
S K JINDAL AND SONS HUF	33330	0.01
SMINU JINDAL	43875	0.01
SANGITA JINDAL	94658	0.02
P R JINDAL HUF	58290	0.01
SAVITRI DEVI JINDAL	88573	0.02
NAVEEN JINDAL (HUF)	107860	0.02
ABHYUDAY JINDAL	22180	0.00
Any Other (specify)	239621745	50.00
ROHIT TOWER BUILDING LIMITED	31200	0.01
NALWA SONS INVESTMENTS LIMITED	347945	0.07
MEREDITH TRADERS PRIVATE LIMITED	422210	0.09
JSW HOLDINGS LIMITED	460720	0.10
NALWA ENGINEERING CO LIMITED	747290	0.16
ABHINANDAN INVESTMENTS LIMITED	811350	0.17
GOSWAMIS CREDITS & INVESTMENTS LIMITED	877795	0.18
RENUKA FINANCIAL SERVICES LIMITED	886620	0.19
JINDAL REX EXPLORATION PRIVATE LIMITED	929730	0.19
MANJULA FINANCES LIMITED	1012080	0.21
EVER PLUS SECURITIES AND FINANCE LIMITED	1157835	0.24
STAINLESS INVESTMENTS LIMITED	1442895	0.30
NALWA INVESTMENTS LIMITED	1707110	0.36
COLARADO TRADING CO LIMITED	2074930	0.43
GAGAN TRADING COMPANY LIMITED	2454295	0.51
SIDDESHWARI TRADEX PRIVATE LIMITED	2755890	0.58
MANSAROVER INVESTMENTS LIMITED	3797210	0.79
HEXA SECURITIES AND FINANCE CO LIMITED	4931175	1.03
VRINDAVAN SERVICES PRIVATE LIMITED	4946705	1.03
JINDAL STRIPS LIMITED	5314090	1.11
JINDAL EQUIPMENT LEASING AND CONSULTANCY SERVICES LIMITED	5735555	1.20
SUN INVESTMENTS PVT LIMITED	9296780	1.94
JINDAL STAINLESS (HISAR) LIMITED	168284309	35.12
JINDAL COKE LIMITED	6920	0.00
JINDAL UNITED STEEL LIMITED	6920	0.00
VIRTUOUS TRADECORP PRIVATE LIMITED	19181586	4.00
SAJJAN JINDAL (AS A TRUSTEE FOR SAJJAN JINDAL FAMILY TRUST)	100	0.00
SAJJAN JINDAL (AS A TRUSTEE FOR SAJJAN JINDAL LINEAGE TRUST)	100	0.00

DISCLAIMER : This Report is **PRIVATE & CONFIDENTIAL** and it is prepared at the request of and for its use by the Subscriber only. The Subscriber shall use the contents of the Report merely as an aid to its business. Mira Inform Private Limited ("MIPL") has collated information/data in the Report, which have not been verified unless otherwise specifically mentioned in the Report. The Subscriber shall independently verify the accuracy and correctness of the information/data before in any way acting upon the same. MIPL shall not be liable for any harm, injury, loss or damage caused to the Subscriber due to default by the Subscriber's debtors/beneficiaries in fulfilling their obligations of any nature whatsoever. This Report or any of its portion shall not be used as a documentary evidence or otherwise before any investigative agencies or forum of law. This Report is confidential and proprietary to MIPL. The Subscriber and/or any other person(s) may not reproduce, publish or disclose any of the contents of the Report to others without the express authorization of MIPL. This Report is prepared and issued to the Subscriber without any risk, responsibility or liability on the part of MIPL or its officials.

JINDAL STAINLESS LIMITED - 542838.2 (REVISED REPORT)

PAGE NO. : 10

SAJJAN JINDAL (AS A TRUSTEE FOR SANGITA JINDAL FAMILY TRUST)	100	0.00
SAJJAN JINDAL (AS A TRUSTEE FOR TARINI JINDAL FAMILY TRUST)	100	0.00
SAJJAN JINDAL (AS A TRUSTEE FOR TANVI JINDAL FAMILY TRUST)	100	0.00
SAJJAN JINDAL (AS A TRUSTEE FOR PARTH JINDAL FAMILY TRUST)	100	0.00
Sub Total A1	240260714	50.14
A2) Foreign		0.00
Individuals (NonResident Individuals/ Foreign Individuals)	7532171	1.57
RATAN JINDAL	7424148	1.55
SARIKA JHUNJHNUWALA	76725	0.02
PRITHAVI RAJ JINDAL	31298	0.01
Any Other (specify)	54260440	14.81
JSL OVERSEAS HOLDING LIMITED	54260440	14.81
Sub Total A2	61792611	16.39
A=A1+A2	302053325	66.52

Statement showing shareholding pattern of the Public shareholder

Category & Name of the Shareholders	No. of fully paid up equity shares held	Shareholding % calculated as per SCRR, 1957 As a % of
B1) Institutions	0	0.00
Mutual Funds/	29751	0.01
Foreign Portfolio Investors	53692415	11.20
ELM PARK FUND LIMITED	19726392	4.12
HYPNOS FUND LIMITED	19333711	4.03
Financial Institutions/ Banks	56463832	11.78
STATE BANK OF INDIA	23811594	4.97
PUNJAB NATIONAL BANK	8353744	1.74
Insurance Companies	538755	0.11
Any Other (specify)	13520	0.00
Sub Total B1	110738273	23.11
B2) Central Government/ State Government(s)/ President of India	0	0.00
B3) Non-Institutions	0	0.00
Individual share capital upto INR 0.200 Million	26782062	5.59
Individual share capital in excess of INR 0.200 Million	3185832	0.66
Overseas Depositories (holding DRs) (balancing figure)	0	0.18
Any Other (specify)	18857834	3.94
Non-Resident Indian (NRI)	1732727	0.36
Bodies Corporate	14873681	3.10
Trusts	39020	0.01

DISCLAIMER : This Report is **PRIVATE & CONFIDENTIAL** and it is prepared at the request of and for its use by the Subscriber only. The Subscriber shall use the contents of the Report merely as an aid to its business. Mira Inform Private Limited ("MIPL") has collated information/data in the Report, which have not been verified unless otherwise specifically mentioned in the Report. The Subscriber shall independently verify the accuracy and correctness of the information/data before in any way acting upon the same. MIPL shall not be liable for any harm, injury, loss or damage caused to the Subscriber due to default by the Subscriber's debtors/beneficiaries in fulfilling their obligations of any nature whatsoever. This Report or any of its portion shall not be used as a documentary evidence or otherwise before any investigative agencies or forum of law. This Report is confidential and proprietary to MIPL. The Subscriber and/or any other person(s) may not reproduce, publish or disclose any of the contents of the Report to others without the express authorization of MIPL. This Report is prepared and issued to the Subscriber without any risk, responsibility or liability on the part of MIPL or its officials.

JINDAL STAINLESS LIMITED - 542838.2 (REVISED REPORT)

PAGE NO. : 11

Foreign Nationals	4175	0.00
Overseas Corporate Bodies	1690	0.00
Clearing Members	501578	0.10
HUF	1704963	0.36
Sub Total B3	48825728	10.37
B=B1+B2+B3	159564001	33.48

BUSINESS DETAILS

Line of Business :	Manufacturer of Stainless Steel flat products in Austenitic, Ferritic, Martensitic and Duplex grades. The products range includes Ferro Alloys, Stainless Steel Slabs, Hot Rolled Coils, Plates and Sheets, and Cold Rolled Coils and Sheets. (Registered Activity)	
Products/ Services :	NIC Code No. 2410	Product/ Services Description Steel
Brand Names :	Not Available	
Agencies Held :	Not Available	
Exports :	Not Divulged	
Imports :	Not Divulged	
Terms :	Not Divulged	

PRODUCTION STATUS NOT AVAILABLE

GENERAL INFORMATION

Suppliers :	Reference :	Not Divulged
	Name of the Person :	--
	Contact No.:	--
	Since How Long Known :	--
	Maximum Limit Dealt :	--
	Experience :	--
	Remark:	--
Customers :	Reference :	Not Divulged
	Name of the Person :	--
	Contact No.:	--
	Since How Long Known :	--
	Maximum Limit Dealt :	--
	Experience :	--
	Remark:	--

DISCLAIMER : This Report is **PRIVATE & CONFIDENTIAL** and it is prepared at the request of and for its use by the Subscriber only. The Subscriber shall use the contents of the Report merely as an aid to its business. Mira Inform Private Limited ("MIPL") has collated information/data in the Report, which have not been verified unless otherwise specifically mentioned in the Report. The Subscriber shall independently verify the accuracy and correctness of the information/data before in any way acting upon the same. MIPL shall not be liable for any harm, injury, loss or damage caused to the Subscriber due to default by the Subscriber's debtors/beneficiaries in fulfilling their obligations of any nature whatsoever. This Report or any of its portion shall not be used as a documentary evidence or otherwise before any investigative agencies or forum of law. This Report is confidential and proprietary to MIPL. The Subscriber and/or any other person(s) may not reproduce, publish or disclose any of the contents of the Report to others without the express authorization of MIPL. This Report is prepared and issued to the Subscriber without any risk, responsibility or liability on the part of MIPL or its officials.

No. of Employees :	Information declined by the management		
Bankers :	<ul style="list-style-type: none"> • Axis Bank • Bank of Baroda • Canara Bank • ICICI Bank • Punjab National Bank • State Bank of India • Standard Chartered Bank 		
Facilities :	Secured Loan	31.03.2018 (INR in Million)	31.03.2017 (INR in Million)
	Long-term Borrowings		
	DEBENTURES		
	Redeemable non convertible debentures	1384.800	1842.500
	TERM LOANS From banks		
	Rupee term Loans	11985.400	12770.100
	Foreign currency loans	4766.300	7400.500
	From others (Non banking financial corporations)		
	Rupee term Loans	2027.700	0.000
	FUNDED INTEREST TERM LOANS		
	From banks	0.000	6512.300
	From others	279.800	444.500
	Short-term borrowings		
	Working capital facilities from bank	3777.200	9392.800
	Buyer's Credit in foreign currency – against working capital	3878.200	7988.500
	Total	28099.400	46351.200

Statutory Auditors	
Name :	Walker Chandiok and Company Chartered Accountants
Secretarial Auditors	
Name :	Vinod Kothari and Company Practicing Company Secretaries
Cost Auditors	
Name :	Ramanath Iyer and Company Cost Accountants
Memberships :	Not Available

DISCLAIMER : This Report is **PRIVATE & CONFIDENTIAL** and it is prepared at the request of and for its use by the Subscriber only. The Subscriber shall use the contents of the Report merely as an aid to its business. Mira Inform Private Limited ("MIPL") has collated information/data in the Report, which have not been verified unless otherwise specifically mentioned in the Report. The Subscriber shall independently verify the accuracy and correctness of the information/data before in any way acting upon the same. MIPL shall not be liable for any harm, injury, loss or damage caused to the Subscriber due to default by the Subscriber's debtors/beneficiaries in fulfilling their obligations of any nature whatsoever. This Report or any of its portion shall not be used as a documentary evidence or otherwise before any investigative agencies or forum of law. This Report is confidential and proprietary to MIPL. The Subscriber and/or any other person(s) may not reproduce, publish or disclose any of the contents of the Report to others without the express authorization of MIPL. This Report is prepared and issued to the Subscriber without any risk, responsibility or liability on the part of MIPL or its officials.

JINDAL STAINLESS LIMITED - 542838.2 (REVISED REPORT)

PAGE NO. : 13

Collaborators :	Not Available
Subsidiary :	<ul style="list-style-type: none"> • PT. Jindal Stainless Indonesia • Jindal Stainless UK Limited • Jindal Stainless FZE, Dubai • JSL, Group Holding Pte Limited, Singapore • Iberjindal S.L, Spain
Associates :	<ul style="list-style-type: none"> • Jindal Stainless Corporate Management Service Private Limited • Jindal United Steel Limited • Jindal Coke Limited
Entity exercising significant influence on the Company :	Jindal Stainless (Hisar) Limited (JSHL)
Subsidiaries of entity exercising significant influence on the Company :	<ul style="list-style-type: none"> • JSL Lifestyle Limited • JSL Logistics Limited • Jindal Stainless Steelways Limited • J.S.S Steelitalia Limited
Post –employment benefit plan for the benefit of employees of the Company :	Jindal Stainless Limited Group Gratutiy Fund

CAPITAL STRUCTURE

As on 31.03.2018

Authorised Capital :

No. of Shares	Type	Value	Amount
605000000	Equity Shares	INR 2/- each	INR 1210.000 Million
170000000	Preference Shares	INR 2/- each	INR 340.000 Million
	Total		INR 1550.000 Million

Issued, Subscribed & Paid-up Capital :

No. of Shares	Type	Value	Amount
479221660	Equity Shares	INR 2/- each	INR 958.400 Million

RECONCILIATION OF THE NUMBER OF EQUITY SHARES OUTSTANDING AT THE BEGINNING AT THE END OF THE REPORTING YEAR

Particulars	As at 31 March 2018
	Number of Shares
Shares outstanding at the beginning of the year	399469754
Shares issued during the year	
On Preferential basis to Jindal Stainless (Hisar) Limited	--
On conversion of Funded Interest Term Loan I and Funded Interest Term Loan II	60570320
On Conversion of Compulsorily convertible Warrants	19181586
Shares outstanding at the end of the year	479221660

During the year the Company has allotted 60,570,320 equity shares having face value of INR 2 each ("Equity Shares") to the lenders of the Company Upon conversion of the funded Interest Term Loan I and the Funded Interest Term loan II at a price of INR 39.10 (including premium of INR 37.10) per shares, aggregating to INR 2368.300 Million.

COMPULSORILY CONVERTIBLE WARRANTS (CCWs)

During the year ended 31 March 2017, the Company had allotted 19,181,586 CCW having face value of INR 2 each convertible into 19,181,586 Equity Shares having the face value of INR 2 each to Virtuous Tradecorp Private Limited ("VTPL"), a promoter group entity, for cash consideration at a price of INR 39.10 per CCWs (including premium of INR 37.10 per CCW) by way of preferential allotment and received a sum of INR 250.100 Million towards such application. During the year ended 31 March 2018, 19,181,586 CCW of INR 2 each have been converted into 19,181,586 Equity Shares of INR each on receipts of the balance Subscription amount of INR 26.06 per CCW from VTPL.

JINDAL STAINLESS LIMITED - 542838.2 (REVISED REPORT)

PAGE NO. : 15

As on 31 March 2018, 8,802,167 GDSs (Previous year 8,802,167 GDSs) with 17,604,334 underlying equity shares (previous year 17,604,334 equity shares) were outstanding Each GDS represents 2 Underlying equity shares of the Company

TERMS/RIGHT ATTACHED TO EQUITY SHARES

The Company has only one class of equity shares having a face value of INR 2 per share. Each Shareholder is eligible for one vote per equity shares held (other than the shares represented by regulation S Global Depository Shares (the "GDSs") issued by the Company whose voting rights are subject to certain conditions and procedures as prescribed under the Regulation S Deposit Agreement. The Company declares and pays dividend in Indian rupees. The dividend proposed, if any, by the Board of Directors is subject to the approval of the shareholders in the ensuing Annual General Meeting and also has equal right in distribution of profit/surplus in proportions to the number of equity shares held by the shareholders.

EQUITY SHARES IN THE COMPANY HELD BY EACH SHAREHOLDER HOLDING MORE THAN 5% EQUITY SHARES ARE AS UNDER.

Name of Shareholders	As at 31 March 2018	
	Number of Shares	% holding
JSL Overseas Holding Limited	54260440	11.32%
JSL Overseas Limited	--	--
Jindal Stainless (Hisar) Limited	168284309	35.12%

During the five years immediately preceding 31 March 2018, in year ended 31 March 2017, the Company issued 168,284,309 equity shares to Jindal stainless (Hisar) Limited in terms of the Composite scheme of arrangement referred. In the aforementioned period of five years the Company has neither allotted any bonus shares nor have any shares been bought back.

OPTIONALLY CONVERTIBLE REDEEMABLE PREFERENCE SHARES

During the year, the Company has allotted 142,830,637 0.01% Optionally Convertible Redeemable Preference Shares having face value of INR 2 each ("OCRPS") to the lenders of the Company upon conversion of the Funded Interest Term Loan I and The Funded Interest Term Loan II at a price of INR 39.10 (including premium of INR 37.10) per OCRPS aggregating to INR 5584.700 Million, on the terms as approved by the Board of Directors of the Company.

FINANCIAL DATA
[all figures are in INR Million]

ABRIDGED BALANCE SHEET (STANDALONE)

SOURCES OF FUNDS	31.03.2018	31.03.2017	31.03.2016
I. EQUITY AND LIABILITIES			
(1) Shareholders' Funds			
(a) Share Capital	958.400	798.900	462.400
(b) Reserves & Surplus	22557.800	16613.200	3661.900
(c) Money received against share warrants	0.000	0.000	0.000
(2) Share Application money pending allotment	0.000	0.000	0.000
Share Capital Suspense Account	0.000	0.000	12241.700
Total Shareholders' Funds (1) + (2)	23516.200	17412.100	16366.000
(3) Non-Current Liabilities			
(a) Long-term borrowings	35509.000	33819.900	73232.700
(b) Deferred tax liabilities (Net)	455.200	0.000	0.000
(c) Other long term liabilities	4000.800	1261.100	777.400
(d) Long-term provisions	46.500	74.000	61.200
Total Non-current Liabilities (3)	40011.500	35155.000	74071.300
(4) Current Liabilities			
(a) Short term borrowings	7655.400	17381.300	20538.500
(b) Trade payables	19402.300	16435.900	16589.900
(c) Other current liabilities	11054.400	16318.900	15704.300
(d) Short-term provisions	3.400	5.500	5.200
Total Current Liabilities (4)	38115.500	50141.600	52837.900
TOTAL	101643.200	102708.700	143275.200
II. ASSETS			
(1) Non-current assets			
(a) Fixed Assets			
(i) Tangible assets	61243.000	63714.600	66150.500
(ii) Intangible Assets	191.900	201.000	295.600
(iii) Capital work-in-progress	1417.800	297.300	542.000
(iv) Intangible assets under development	0.000	0.000	0.000
(b) Non-current Investments	4841.400	4801.900	4811.700
(c) Deferred tax assets (net)	0.000	1191.500	1496.600
(d) Long-term Loan and Advances	399.100	229.000	311.800
(e) Other Non-current assets	616.500	288.100	304.000
Total Non-Current Assets	68709.700	70723.400	73912.200

DISCLAIMER : This Report is **PRIVATE & CONFIDENTIAL** and it is prepared at the request of and for its use by the Subscriber only. The Subscriber shall use the contents of the Report merely as an aid to its business. Mira Inform Private Limited ("MIPL") has collated information/data in the Report, which have not been verified unless otherwise specifically mentioned in the Report. The Subscriber shall independently verify the accuracy and correctness of the information/data before in any way acting upon the same. MIPL shall not be liable for any harm, injury, loss or damage caused to the Subscriber due to default by the Subscriber's debtors/beneficiaries in fulfilling their obligations of any nature whatsoever. This Report or any of its portion shall not be used as a documentary evidence or otherwise before any investigative agencies or forum of law. This Report is confidential and proprietary to MIPL. The Subscriber and/or any other person(s) may not reproduce, publish or disclose any of the contents of the Report to others without the express authorization of MIPL. This Report is prepared and issued to the Subscriber without any risk, responsibility or liability on the part of MIPL or its officials.

JINDAL STAINLESS LIMITED - 542838.2 (REVISED REPORT)

PAGE NO. : 17

(2) Current assets			
(a) Current investments	4.700	9.700	4.000
(b) Inventories	20123.600	17546.800	16437.200
(c) Trade receivables	8282.900	8050.100	9190.200
(d) Cash and cash equivalents	366.000	410.600	702.000
(e) Short-term loans and advances	116.300	238.600	142.200
(f) Other current assets	4040.000	5729.500	42887.400
Total Current Assets	32933.500	31985.300	69363.000
TOTAL	101643.200	102708.700	143275.200

PROFIT & LOSS ACCOUNT (STANDALONE)

	PARTICULARS	31.03.2018	31.03.2017	31.03.2016
	SALES			
	Income	109636.700	89574.000	70282.400
	Other Income	454.100	255.500	258.900
	TOTAL	110090.800	89829.500	70541.300
Less	EXPENSES			
	Cost of Materials Consumed	60418.700	49537.600	38884.300
	Purchases of Stock-in-Trade	7133.300	1467.200	3574.000
	Changes in inventories of finished goods, work-in-progress and Stock-in-Trade	1293.100	(1239.300)	(1243.600)
	Excise duty on sales	1791.200	6461.200	5002.500
	Employees benefits expense	1369.700	1024.600	910.200
	Other expenses	24821.400	21255.700	17945.600
	Exceptional items	(13.700)	(261.300)	343.500
	TOTAL	96813.700	78245.700	65416.500
	PROFIT/ (LOSS) BEFORE INTEREST, TAX, DEPRECIATION AND AMORTISATION	13277.100	11583.800	5124.800
Less	FINANCIAL EXPENSES	5406.300	7616.900	10062.300
	PROFIT / (LOSS) BEFORE TAX, DEPRECIATION AND AMORTISATION	7870.800	3966.900	(4937.500)
Less/ Add	DEPRECIATION/ AMORTISATION	3038.400	3079.800	2984.600
	PROFIT/ (LOSS) BEFORE TAX	4832.400	887.100	(7922.100)
Less	TAX	1649.700	303.700	(2330.900)

DISCLAIMER : This Report is **PRIVATE & CONFIDENTIAL** and it is prepared at the request of and for its use by the Subscriber only. The Subscriber shall use the contents of the Report merely as an aid to its business. Mira Inform Private Limited ("MIPL") has collated information/data in the Report, which have not been verified unless otherwise specifically mentioned in the Report. The Subscriber shall independently verify the accuracy and correctness of the information/data before in any way acting upon the same. MIPL shall not be liable for any harm, injury, loss or damage caused to the Subscriber due to default by the Subscriber's debtors/beneficiaries in fulfilling their obligations of any nature whatsoever. This Report or any of its portion shall not be used as a documentary evidence or otherwise before any investigative agencies or forum of law. This Report is confidential and proprietary to MIPL. The Subscriber and/or any other person(s) may not reproduce, publish or disclose any of the contents of the Report to others without the express authorization of MIPL. This Report is prepared and issued to the Subscriber without any risk, responsibility or liability on the part of MIPL or its officials.

JINDAL STAINLESS LIMITED - 542838.2 (REVISED REPORT)

PAGE NO. : 18

	PROFIT/ (LOSS) AFTER TAX	3182.700	583.400	(5591.200)
EARNINGS IN FOREIGN CURRENCY				
F.O.B. Value of Exports			23040.700	10984.500
Interest			4.500	4.00
TOTAL EARNINGS	25599.800	23045.200	10988.500	
IMPORTS				
Raw Materials			27219.300	29082.700
Components and Stores parts			1847.400	1800.600
Capital Goods			9.900	278.200
TOTAL IMPORTS	NA	29076.600	31161.500	
Earnings / (Loss) Per Share (INR)				
Basic	7.06	1.63	(24.43)	
Diluted	5.80	1.63	(24.43)	

CURRENT MATURITIES OF LONG TERM DEBT DETAILS

Particulars	31.03.2018	31.03.2017	31.03.2016
Current Maturities of Long term debt	4124.000	5079.900	6597.500
Cash generated from operations	13899.500	51959.300	NA
Net cash flow from operating activity	14271.700	51822.400	7655.000

QUARTERLY RESULTS

Particulars	30.06.2018	30.09.2018
Unaudited	1 st Quarter	2 nd Quarter
Net Sales	31467.500	30814.200
Total Expenditure	27718.200	28502.300
PBIDT (Excl OI)	3749.300	2311.900
Other Income	57.800	71.300
Operating Profit	3807.100	2383.200
Interest	1497.000	1566.200
Exceptional Items	(150.900)	(531.600)
PBDT	2159.200	285.400
Depreciation	760.500	802.500
Profit Before Tax	1398.700	(517.100)
Tax	490.200	(152.700)
Provisions and contingencies	NA	NA
Profit After Tax	908.500	(364.400)
Extraordinary Items	NA	NA
Prior Period Expenses	NA	NA
Other Adjustments	NA	NA

DISCLAIMER : This Report is **PRIVATE & CONFIDENTIAL** and it is prepared at the request of and for its use by the Subscriber only. The Subscriber shall use the contents of the Report merely as an aid to its business. Mira Inform Private Limited ("MIPL") has collated information/data in the Report, which have not been verified unless otherwise specifically mentioned in the Report. The Subscriber shall independently verify the accuracy and correctness of the information/data before in any way acting upon the same. MIPL shall not be liable for any harm, injury, loss or damage caused to the Subscriber due to default by the Subscriber's debtors/beneficiaries in fulfilling their obligations of any nature whatsoever. This Report or any of its portion shall not be used as a documentary evidence or otherwise before any investigative agencies or forum of law. This Report is confidential and proprietary to MIPL. The Subscriber and/or any other person(s) may not reproduce, publish or disclose any of the contents of the Report to others without the express authorization of MIPL. This Report is prepared and issued to the Subscriber without any risk, responsibility or liability on the part of MIPL or its officials.

JINDAL STAINLESS LIMITED - 542838.2 (REVISED REPORT)

PAGE NO. : 19

Net Profit	908.500	-364.400
------------	---------	----------

KEY RATIOS

EFFICIENCY RATIOS

PARTICULARS	31.03.2018	31.03.2017	31.03.2016
Average Collection Days (Sundry Debtors / Income * 365 Days)	27.58	32.80	47.73
Account Receivables Turnover (Income / Sundry Debtors)	13.24	11.13	7.65
Average Payment Days (Sundry Creditors / Purchases * 365 Days)	104.84	117.62	142.62
Inventory Turnover (Operating Income / Inventories)	0.66	0.66	0.31
Asset Turnover (Operating Income / Net Fixed Assets)	0.21	0.18	0.08

LEVERAGE RATIOS

PARTICULARS	31.03.2018	31.03.2017	31.03.2016
Debt Ratio (Borrowing + Current Liabilities) / Total Assets	0.76	0.87	0.93
Debt Equity Ratio (Total Liability / Networth)	2.01	3.23	6.13
Current Liabilities to Networth (Current Liabilities / Net Worth)	1.62	2.88	3.23
Fixed Assets to Networth (Net Fixed Assets / Networth)	2.67	3.69	4.09
Interest Coverage Ratio (PBIT / Financial Charges)	2.46	1.52	0.51

PROFITABILITY RATIOS

PARTICULARS		31.03.2018	31.03.2017	31.03.2016
Net Profit Margin [(PAT / Sales) * 100]	%	2.90	0.65	(7.96)

DISCLAIMER : This Report is **PRIVATE & CONFIDENTIAL** and it is prepared at the request of and for its use by the Subscriber only. The Subscriber shall use the contents of the Report merely as an aid to its business. Mira Inform Private Limited ("MIPL") has collated information/data in the Report, which have not been verified unless otherwise specifically mentioned in the Report. The Subscriber shall independently verify the accuracy and correctness of the information/data before in any way acting upon the same. MIPL shall not be liable for any harm, injury, loss or damage caused to the Subscriber due to default by the Subscriber's debtors/beneficiaries in fulfilling their obligations of any nature whatsoever. This Report or any of its portion shall not be used as a documentary evidence or otherwise before any investigative agencies or forum of law. This Report is confidential and proprietary to MIPL. The Subscriber and/or any other person(s) may not reproduce, publish or disclose any of the contents of the Report to others without the express authorization of MIPL. This Report is prepared and issued to the Subscriber without any risk, responsibility or liability on the part of MIPL or its officials.

JINDAL STAINLESS LIMITED - 542838.2 (REVISED REPORT)

PAGE NO. : 20

Return on Total Assets ((PAT / Total Assets) * 100)	%	3.13	0.57	(3.90)
Return on Investment (ROI) ((PAT / Networth) * 100)	%	13.53	3.35	(34.16)

SOLVENCY RATIOS

PARTICULARS	31.03.2018	31.03.2017	31.03.2016
Current Ratio (Current Assets / Current Liabilities)	0.86	0.64	1.31
Quick Ratio ((Current Assets – Inventories) / Current Liabilities)	0.34	0.29	1.00
G-Score Ratio Financial (Networth / Total Assets)	0.23	0.17	0.11
G-Score Ratio Debt (Debts / Equity Capital)	49.34	70.45	217.06
G-Score Ratio Liquidity (Total Current Assets / Total Current Liabilities)	0.86	0.64	1.31

Total Liability = Short-term Debt + Long-term Debt + Current Maturities of Long-term debts

STOCK PRICES

Face Value	INR 2.00/-
Market Value	INR 37.10/-

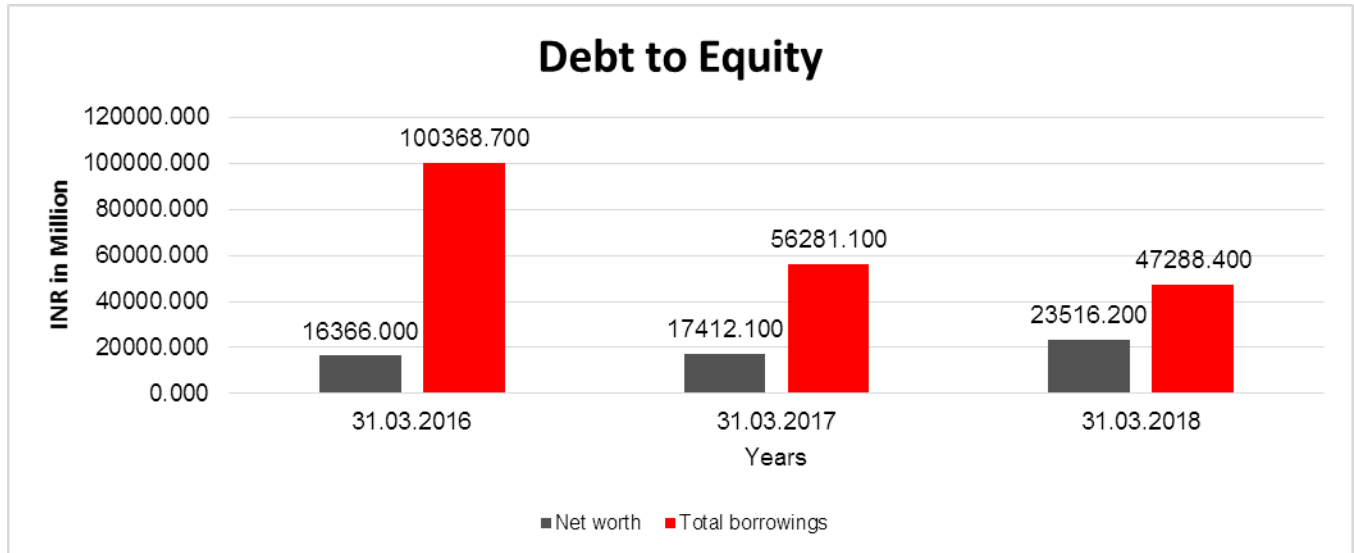
FINANCIAL ANALYSIS
[all figures are in INR Million]

DEBT EQUITY RATIO

Particular	31.03.2016	31.03.2017	31.03.2018
	INR In Million	INR In Million	INR In Million
Share Capital	462.400	798.900	958.400
Reserves & Surplus	3661.900	16613.200	22557.800
Money received against share warrants	0.000	0.000	0.000
Share Application money pending allotment	12241.700	0.000	0.000
Net worth	16366.000	17412.100	23516.200
long-term borrowings	73232.700	33819.900	35509.000
Short term borrowings	20538.500	17381.300	7655.400
Current Maturities of Long term debt	6597.500	5079.900	4124.000

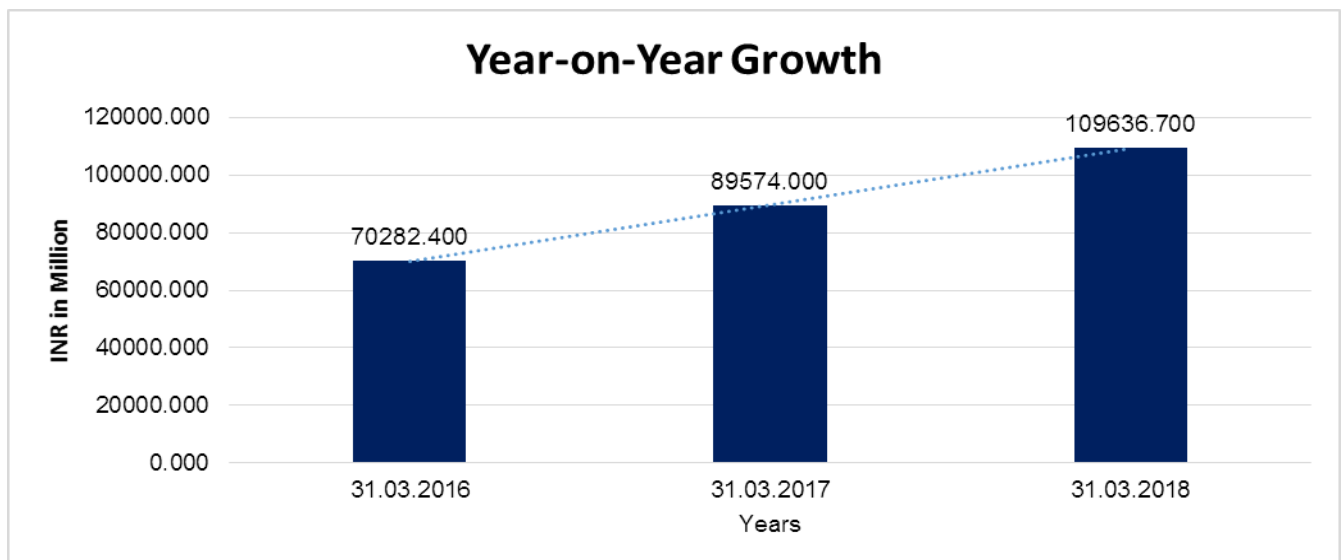
DISCLAIMER : This Report is **PRIVATE & CONFIDENTIAL** and it is prepared at the request of and for its use by the Subscriber only. The Subscriber shall use the contents of the Report merely as an aid to its business. Mira Inform Private Limited ("MIPL") has collated information/data in the Report, which have not been verified unless otherwise specifically mentioned in the Report. The Subscriber shall independently verify the accuracy and correctness of the information/data before in any way acting upon the same. MIPL shall not be liable for any harm, injury, loss or damage caused to the Subscriber due to default by the Subscriber's debtors/beneficiaries in fulfilling their obligations of any nature whatsoever. This Report or any of its portion shall not be used as a documentary evidence or otherwise before any investigative agencies or forum of law. This Report is confidential and proprietary to MIPL. The Subscriber and/or any other person(s) may not reproduce, publish or disclose any of the contents of the Report to others without the express authorization of MIPL. This Report is prepared and issued to the Subscriber without any risk, responsibility or liability on the part of MIPL or its officials.

	Total borrowings	100368.700	56281.100	47288.400
Debt/Equity ratio		6.133	3.232	2.011



YEAR-ON-YEAR GROWTH

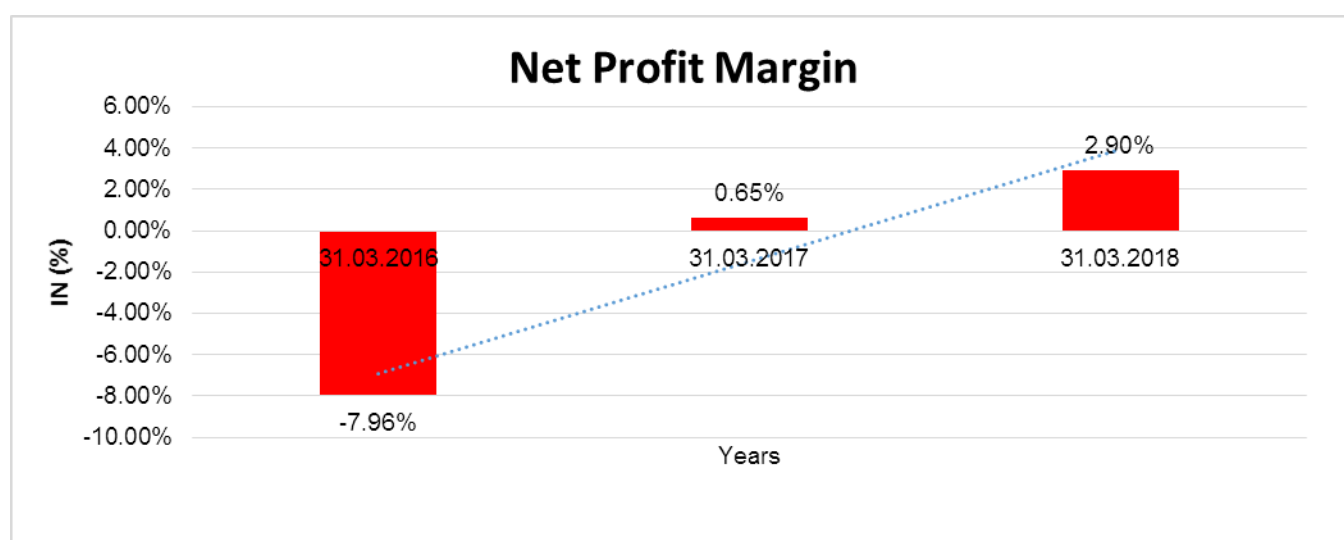
Year on Year Growth	31.03.2016	31.03.2017	31.03.2018
	INR In Million	INR In Million	INR In Million
Sales	70282.400	89574.000	109636.700
		27.449	22.398



DISCLAIMER : This Report is **PRIVATE & CONFIDENTIAL** and it is prepared at the request of and for its use by the Subscriber only. The Subscriber shall use the contents of the Report merely as an aid to its business. Mira Inform Private Limited ("MIPL") has collated information/data in the Report, which have not been verified unless otherwise specifically mentioned in the Report. The Subscriber shall independently verify the accuracy and correctness of the information/data before in any way acting upon the same. MIPL shall not be liable for any harm, injury, loss or damage caused to the Subscriber due to default by the Subscriber's debtors/beneficiaries in fulfilling their obligations of any nature whatsoever. This Report or any of its portion shall not be used as a documentary evidence or otherwise before any investigative agencies or forum of law. This Report is confidential and proprietary to MIPL. The Subscriber and/or any other person(s) may not reproduce, publish or disclose any of the contents of the Report to others without the express authorization of MIPL. This Report is prepared and issued to the Subscriber without any risk, responsibility or liability on the part of MIPL or its officials.

NET PROFIT MARGIN

Net Profit Margin	31.03.2016	31.03.2017	31.03.2018
	INR In Million	INR In Million	INR In Million
Sales	70282.400	89574.000	109636.700
Profit/(Loss)	(5591.200)	583.400	3182.700
	(7.96%)	0.65%	2.90%



ABRIDGED BALANCE SHEET – (CONSOLIDATED)

SOURCES OF FUNDS			31.03.2018
I. EQUITY AND LIABILITIES			
(1) Shareholders' Funds			
(a) Share Capital			958.400
(b) Reserves & Surplus			23693.600
(c) Money received against share warrants			0.000
(2) Share Application money pending allotment			0.000
Non-controlling Interest			89.900
Total Shareholders' Funds (1) + (2)			24741.900
(3) Non-Current Liabilities			
(a) long-term borrowings			35509.000
(b) Deferred tax liabilities (Net)			589.500
(c) Other long term liabilities			4000.800
(d) long-term provisions			123.100

DISCLAIMER : This Report is **PRIVATE & CONFIDENTIAL** and it is prepared at the request of and for its use by the Subscriber only. The Subscriber shall use the contents of the Report merely as an aid to its business. Mira Inform Private Limited ("MIPL") has collated information/data in the Report, which have not been verified unless otherwise specifically mentioned in the Report. The Subscriber shall independently verify the accuracy and correctness of the information/data before in any way acting upon the same. MIPL shall not be liable for any harm, injury, loss or damage caused to the Subscriber due to default by the Subscriber's debtors/beneficiaries in fulfilling their obligations of any nature whatsoever. This Report or any of its portion shall not be used as a documentary evidence or otherwise before any investigative agencies or forum of law. This Report is confidential and proprietary to MIPL. The Subscriber and/or any other person(s) may not reproduce, publish or disclose any of the contents of the Report to others without the express authorization of MIPL. This Report is prepared and issued to the Subscriber without any risk, responsibility or liability on the part of MIPL or its officials.

JINDAL STAINLESS LIMITED - 542838.2 (REVISED REPORT)

PAGE NO. : 23

Total Non-current Liabilities (3)			40222.400
(4) Current Liabilities			
(a) Short term borrowings			10515.100
(b) Trade payables			21325.200
(c) Other current liabilities			11532.700
(d) Short-term provisions			3.400
Total Current Liabilities (4)			43376.400
TOTAL			108340.700
II. ASSETS			
(1) Non-current assets			
(a) Fixed Assets			
(i) Tangible assets			63231.600
(ii) Intangible Assets			193.300
(iii) Capital work-in-progress			1437.500
(iv) Intangible assets under development			0.000
(b) Non-current Investments			4383.500
(c) Deferred tax assets (net)			0.000
(d) Long-term Loan and Advances			339.900
(e) Other Non-current assets			1021.400
Total Non-Current Assets			70607.200
(2) Current assets			
(a) Current investments			4.700
(b) Inventories			23844.700
(c) Trade receivables			9068.100
(d) Cash and cash equivalents			629.800
(e) Short-term loans and advances			66.400
(f) Other current assets			4119.800
Total Current Assets			37733.500
TOTAL			108340.700

PROFIT & LOSS ACCOUNT- (CONSOLIDATED)

	PARTICULARS			31.03.2018
	SALES			
	Income			118168.600
	Other Income			450.800
	TOTAL			118619.400
Less	EXPENSES			

DISCLAIMER : This Report is **PRIVATE & CONFIDENTIAL** and it is prepared at the request of and for its use by the Subscriber only. The Subscriber shall use the contents of the Report merely as an aid to its business. Mira Inform Private Limited ("MIPL") has collated information/data in the Report, which have not been verified unless otherwise specifically mentioned in the Report. The Subscriber shall independently verify the accuracy and correctness of the information/data before in any way acting upon the same. MIPL shall not be liable for any harm, injury, loss or damage caused to the Subscriber due to default by the Subscriber's debtors/beneficiaries in fulfilling their obligations of any nature whatsoever. This Report or any of its portion shall not be used as a documentary evidence or otherwise before any investigative agencies or forum of law. This Report is confidential and proprietary to MIPL. The Subscriber and/or any other person(s) may not reproduce, publish or disclose any of the contents of the Report to others without the express authorization of MIPL. This Report is prepared and issued to the Subscriber without any risk, responsibility or liability on the part of MIPL or its officials.

JINDAL STAINLESS LIMITED - 542838.2 (REVISED REPORT)

PAGE NO. : 24

	Cost of Materials Consumed			66471.700
	Purchases of Stock-in-Trade			7133.300
	Changes in inventories of finished goods, work-in-progress and Stock-in-Trade			1412.300
	Excise duty on sales			1791.200
	Employees benefits expense			1962.800
	Other expenses			25993.900
	Share of profit of investments accounted for using equity method			(157.700)
	Exceptional items			(44.400)
	TOTAL			104563.100
	PROFIT/ (LOSS) BEFORE INTEREST, TAX, DEPRECIATION AND AMORTISATION			14056.300
Less	FINANCIAL EXPENSES			5660.600
	PROFIT / (LOSS) BEFORE TAX, DEPRECIATION AND AMORTISATION			8395.700
Less/ Add	DEPRECIATION/ AMORTISATION			3200.300
	PROFIT/ (LOSS) BEFORE TAX			5195.400
Less	TAX			1740.400
	PROFIT/ (LOSS) AFTER TAX			3455.000
	Earnings / (Loss) Per Share (INR)			
	Basic			7.60
	Diluted			6.20

LEGAL CASES

Note: LITIGATION DETAILS FILE ATTACHED

LOCAL AGENCY FURTHER INFORMATION

Sr. No.	Check list by info agents	Available in Report (Yes/No)
1	Year of establishment	Yes
2	Constitution of the entity -Incorporation details	Yes
3	Locality of the entity	Yes

DISCLAIMER : This Report is **PRIVATE & CONFIDENTIAL** and it is prepared at the request of and for its use by the Subscriber only. The Subscriber shall use the contents of the Report merely as an aid to its business. Mira Inform Private Limited ("MIPL") has collated information/data in the Report, which have not been verified unless otherwise specifically mentioned in the Report. The Subscriber shall independently verify the accuracy and correctness of the information/data before in any way acting upon the same. MIPL shall not be liable for any harm, injury, loss or damage caused to the Subscriber due to default by the Subscriber's debtors/beneficiaries in fulfilling their obligations of any nature whatsoever. This Report or any of its portion shall not be used as a documentary evidence or otherwise before any investigative agencies or forum of law. This Report is confidential and proprietary to MIPL. The Subscriber and/or any other person(s) may not reproduce, publish or disclose any of the contents of the Report to others without the express authorization of MIPL. This Report is prepared and issued to the Subscriber without any risk, responsibility or liability on the part of MIPL or its officials.

JINDAL STAINLESS LIMITED - 542838.2 (REVISED REPORT)

PAGE NO. : 25

4	Premises details	No
5	Buyer visit details	--
6	Contact numbers	Yes
7	Name of the person contacted	No
8	Designation of contact person	No
9	Promoter's background	Yes
10	Date of Birth of Proprietor / Partners / Directors	No
11	Pan Card No. of Proprietor / Partners	No
12	Voter Id Card No. of Proprietor / Partners	No
13	Type of business	Yes
14	Line of Business	Yes
15	Export/import details (if applicable)	No
16	No. of employees	No
17	Details of sister concerns	Yes
18	Major suppliers	No
19	Major customers	No
20	Banking Details	Yes
21	Banking facility details	Yes
22	Conduct of the banking account	--
23	Financials, if provided	Yes
24	Capital in the business	Yes
25	Last accounts filed at ROC, if applicable	Yes
26	Turnover of firm for last three years	Yes
27	Reasons for variation <> 20%	--
28	Estimation for coming financial year	No
29	Profitability for last three years	Yes
30	Major shareholders, if available	Yes
31	External Agency Rating, if available	yes
32	Litigations that the firm/promoter involved in	Yes
33	Market information	--
34	Payments terms	No
35	Negative Reporting by Auditors in the Annual Report	No

CORPORATE AND GENERAL INFORMATION

The Company is domiciled and incorporated in India and its equity shares and GDR are listed at Bombay Stock Exchange (BSE) and National Stock Exchange (NSE) and Luxemburg Stock Exchange (LSE) respectively. The Registered office of the Company is located at O. P. Jindal Marg, Hisar, Haryana, India. The Company is a leading manufacturer of Stainless Steel flat products in Austenitic, Ferritic, Martensitic and Duplex grades. The products range includes Ferro Alloys, Stainless Steel Slabs, Hot Rolled Coils, Plates and Sheets, and Cold Rolled Coils and Sheets.

DISCLAIMER : This Report is **PRIVATE & CONFIDENTIAL** and it is prepared at the request of and for its use by the Subscriber only. The Subscriber shall use the contents of the Report merely as an aid to its business. Mira Inform Private Limited ("MIPL") has collated information/data in the Report, which have not been verified unless otherwise specifically mentioned in the Report. The Subscriber shall independently verify the accuracy and correctness of the information/data before in any way acting upon the same. MIPL shall not be liable for any harm, injury, loss or damage caused to the Subscriber due to default by the Subscriber's debtors/beneficiaries in fulfilling their obligations of any nature whatsoever. This Report or any of its portion shall not be used as a documentary evidence or otherwise before any investigative agencies or forum of law. This Report is confidential and proprietary to MIPL. The Subscriber and/or any other person(s) may not reproduce, publish or disclose any of the contents of the Report to others without the express authorization of MIPL. This Report is prepared and issued to the Subscriber without any risk, responsibility or liability on the part of MIPL or its officials.

FINANCIAL HIGHLIGHTS

During the year, the revenue from operations of the Company on standalone basis has increased to INR 109636.700 Million as compared to INR 89574.000 Million during previous financial year 2016-17. The Profit before other income, Finance Cost, Depreciation, Exceptional Items, Tax & Amortisation (EBITDA) on standalone basis stood at INR 12809.300 Million as compared to INR 11067.000 Million during previous year. The Net profit on standalone basis stood at INR 3182.700 Million as compared to a net profit of INR 583.400 Million during previous year.

The Company has delivered a strong financial result for the second consecutive year. The Company has reported a robust growth in PAT at INR 3182.700 Million in financial year 2017-18 as against INR 583.400 Million during previous financial year, registering almost six times increase. EBIDTA is up by ~ 16% at INR 12809.300 Million in FY18. The robust performance in financial year 2017-18 reinforces that the Company has set itself on a strong and sustainable growth journey.

OPERATIONS

The Company has been able to improve its performance significantly during the year 2017-18. Steel Melting Shop produced 7,97,156 MT as compared to 7,22,995 MT in the previous year. HAPL in CRM produced 6,44,393 MT against 5,92,113 MT in previous year and CAPL in CRM produced 3,88,038 MT against 3,44,725 MT produced in previous year.

The production at Ferro Alloys during the year was 1,99,950 MT against 2,05,510 MT during previous year. The Captive Power Plants (2 X 125 MW) generated 1,833 million units (net) of power as compared to 1,785 million units (net) in the previous year.

MANAGEMENT DISCUSSION AND ANALYSIS

Company Overview

JSL is the pioneer of the Stainless Steel industry in India having four decades of experience. The Company over the years has established itself amongst the leading stainless steel manufacturing companies in the world and one of India's largest stainless steel manufacturer.

The Company operates a stainless steel plant at Jajpur, Odisha. The complex has a total stainless steel capacity of 0.8 million tonne per annum. Being in close proximity to ports and raw-materials renders distinct advantages to the Company. Additionally, JSL is equipped with the 'State-of-the-Art' machinery and engineering from the best of European suppliers, capable of producing globally competitive stainless steel products.

JSL has a diversified product basket and a well-established distribution network with service center access in domestic and overseas markets. The Company's innovative solutions are driving the usage in newer applications like developing SS fuel tanks and exhaust systems in commercial vehicles, steel bus body, Railway coaches and wagons. The products offered by the Company are significantly superior and at par with any international stainless steel mills.

JSL's growth over the last four decades has been backed by the excellence of its people, value driven business operations, customer centricity, adoption of one of the best safety practices in the stainless steel industry and a commitment for social responsibility.

DISCLAIMER : This Report is **PRIVATE & CONFIDENTIAL** and it is prepared at the request of and for its use by the Subscriber only. The Subscriber shall use the contents of the Report merely as an aid to its business. Mira Inform Private Limited ("MIPL") has collated information/data in the Report, which have not been verified unless otherwise specifically mentioned in the Report. The Subscriber shall independently verify the accuracy and correctness of the information/data before in any way acting upon the same. MIPL shall not be liable for any harm, injury, loss or damage caused to the Subscriber due to default by the Subscriber's debtors/beneficiaries in fulfilling their obligations of any nature whatsoever. This Report or any of its portion shall not be used as a documentary evidence or otherwise before any investigative agencies or forum of law. This Report is confidential and proprietary to MIPL. The Subscriber and/or any other person(s) may not reproduce, publish or disclose any of the contents of the Report to others without the express authorization of MIPL. This Report is prepared and issued to the Subscriber without any risk, responsibility or liability on the part of MIPL or its officials.

Awards and Accolades - FY18

During the year, JSL won a number of prestigious awards at various forums. These awards & accolades are a testimony of JSL's achievements. Some of the important awards & accolades are listed below:

- JSL was awarded the "Supplier Excellence Award" from the "Whirlpool – the global leader in Home Appliances". This Award was presented to JSL for supplying the stainless steel from PT JSI Indonesia, to few locations of South America without any quality claim and for maintaining high level of service standards for past three years. This recognition has paved way for JSL to supply products in North America and Europe.
- Thyssenkrupp Material Poland, one of the leading distributors of metals and plastics in Poland, awarded JSL for completing ten years of close business collaboration.
- At the Suzler 2018 Global Supplier Days Event, Singapore, JSL was awarded the "Supplier excellence" award.
- JSL received the runner-up award in the category of Best Risk Management Practices by Export Credit and Guarantee Corporation of India (ECGC Ltd.)
- JSL received Golden Peacock National Training Award for significant achievement in the field of excellence in Training.
- JSL bagged 'Best Performance Award' for Mega Scale Industry during UCCI Expo 2017.
- JSL received Apex India Environment Excellence Gold Award- 2017 for the FY 2017-18 towards excellence in Environment Protection, organized by Apex India Foundation, New Delhi.
- JSL received 18th Annual Greentech Environment GOLD Award-2018 in Metal & Mining Sector for the FY 2017-18 for outstanding achievement in Environmental Management.
- JSL received Fame Excellence GOLD Award- 2017 for the FY 2017-18 towards excellence in Environment Protection, organized by FAME, New Delhi.

ECONOMIC OVERVIEW & OUTLOOK

Global Economy

Global economic activities, which have been on the rise since mid-2016, posted a growth of 3.7% in 2017, according to the World Economic Outlook report by the International Monetary Fund (IMF). This growth was largely broad-based with positive developments in Europe and Asia. Going ahead, global economy is expected to maintain its pace assisted by prospects of favourable financial conditions across the globe and a spurt in demand in export-oriented economies. It is further encouraging that global growth forecasts for 2018 have been revised upward by 0.2 percentage points to 3.9%, reflective of the increased global growth momentum.

Indian Economy

Financial year 2017-18 was an eventful year for the Indian economy. The first half of the year saw the impact of demonetization settling down and some uncertainties as businesses adjusted to the new regime due to

introduction of Goods and Services Tax (GST). However, this did not take long and the second half of the year witnessed significant improvement in GDP growth.

Most importantly, the year witnessed the introduction of the landmark GST in the country. Leaving aside the initial short-term disruptions associated with any major structural reform, the benefits of GST over the medium term are indisputable. The Union Budget 2018 further strengthened the momentum of reforms, as it largely focused on infrastructure development, upliftment of rural economy, improvement in quality of education and strengthening the country's agriculture sector.

The overall GDP growth seen by the Indian economy during the financial year that ended on March 31, 2018, stood at 6.7 per cent, according to the Government data. The International Monetary Fund (IMF) remains bullish on India's growth potential and has forecasted growth at 7.43% in FY19, making India the world's fastest-growing economy in the world. This growth is largely expected to be lifted by strong private consumption as well as fading transitory effects of the currency exchange initiative and implementation of the GST.

STAINLESS STEEL MARKET OVERVIEW & OUTLOOK

Global Stainless Steel Scenario

The Global stainless steel (SS) consumption has been increasing over the past few years primarily driven by a strong spurt in demand from China and India. According to CRISIL, the total SS demand has increased substantially from 35.9 million tonnes (MT) in CY2012 to 48.4 MT in CY2017, registering a healthy growth rate of 6.2% over the period. Over the past two decades, the stainless steel has seen the highest consumption growth as against other metals such as zinc, aluminum and carbon steel.

The global stainless steel market maintained its momentum in CY 2017 in terms of growth and is expected to continue growing through CY 2018 as well. In 2017, stainless steel consumption rose rampantly in other economies such as Russia, South Africa, Korea, Brazil, etc. Developing Countries are expected to continue dominating the stainless steel market; and anticipated to occupy more than 70% of market share by 2022.

Overall, the long-term outlook on global stainless steel demand remains positive. Due to its strong inherent qualities of being corrosion resistance, formability, strength and cryogenic toughness; the SS applications are only anticipated to expand further. Global mega trends such as urbanization, climate change and increased mobility combined with growing global demand for energy, food & water are expected to support future spurt in stainless steel demand.

Domestic Stainless Steel Scenario

India continues to be the second largest producer and consumer of stainless steel in the world. India's stainless steel demand stood at 3.4 MT in FY18, registering a robust growth of 9% YoY. Despite being the second-largest consumer of stainless steel in the world, India's percapita consumption at ~ 2kg, which is considerably lower compared to global average of 5.7 kg and ~14.1 kg in China. Therefore, India's stainless steel sector remains highly under-penetrated and offers significant headroom for growth.

On the back of strong growth expected in Architecture, Building Construction (ABC) and Automobiles, Railway and Transport (ART) segments, CRISIL Research expects stainless steel demand to grow 8-9% CAGR over the next five years. However, with emerging trends in building and construction, increasing penetration of stainless steel in Railways and strong growth in automobile production will provide impetus for overall stainless steel demand.

DISCLAIMER : This Report is **PRIVATE & CONFIDENTIAL** and it is prepared at the request of and for its use by the Subscriber only. The Subscriber shall use the contents of the Report merely as an aid to its business. Mira Inform Private Limited ("MIPL") has collated information/data in the Report, which have not been verified unless otherwise specifically mentioned in the Report. The Subscriber shall independently verify the accuracy and correctness of the information/data before in any way acting upon the same. MIPL shall not be liable for any harm, injury, loss or damage caused to the Subscriber due to default by the Subscriber's debtors/beneficiaries in fulfilling their obligations of any nature whatsoever. This Report or any of its portion shall not be used as a documentary evidence or otherwise before any investigative agencies or forum of law. This Report is confidential and proprietary to MIPL. The Subscriber and/or any other person(s) may not reproduce, publish or disclose any of the contents of the Report to others without the express authorization of MIPL. This Report is prepared and issued to the Subscriber without any risk, responsibility or liability on the part of MIPL or its officials.

JINDAL STAINLESS LIMITED - 542838.2 (REVISED REPORT)

PAGE NO. : 29

The consumption of stainless steel has undergone a major transformation in India. Over the past two decades, stainless steel consumption in India has moved away from the most primary usage in cookware/durable to new value added categories of ABC, ART and process industries. In 1998 the cookware and durables segment constituted 80% of SS Consumption as compared to 57% in 2015.

UNSECURED LOAN

PARTICULARS	31.03.2018 (INR in Million)	31.03.2017 (INR in Million)
Long-term Borrowings		
0.01% Optionally Convertible Redeemable Preference Shares	6065.000	0.000
Inter Corporate deposits from related party	9000.000	4850.000
Total	15065.000	4850.000

INDEX OF CHARGES

Charges Registered							
SN o	SRN	Charge Id	Charge Holder Name	Date of Creatio n	Date of Modificati on	Amount	Address
1	G90523978	100118547	L&T FINANCE LIMITED	24/07/2017	21/06/2018	3000000000.0	TECHNOPOLIS, 7th Floor, A- Wing, Plot No. - 4,Block - BP, Sector -V, Salt LakeKolkataOR755026IN
2	G90459199	100106339	Bank of Baroda	29/06/2017	21/06/2018	3000000000.0	Corporate Financial Service, Large Corporate Branch1st Floor, Bank of Baroda Building, 16, Sansad MargDelhiOR755026IN
3	G78445855	100022451	SBICAP TRUSTEE COMPANY LIMITED	26/02/2016	01/02/2018	9580000000.0	202, MAKER TOWER, 'E', CUFFE PARADE, COLABAMUMBAI DL110020IN
4	B79781340	10437270	SBICAP TRUSTEE COMPANY LIMITED	18/07/2013	-	6331100000.0	202, Maker Tower E, Cuffe Parade, MumbaiMH400005IN
5	B80050396	10244217	SBICAP TRUSTEE	05/10/2010	18/07/2013	1800000000.0	202, Maker Tower E, Cuffe Parade, MumbaiMH400005IN

DISCLAIMER : This Report is **PRIVATE & CONFIDENTIAL** and it is prepared at the request of and for its use by the Subscriber only. The Subscriber shall use the contents of the Report merely as an aid to its business. Mira Inform Private Limited ("MIPL") has collated information/data in the Report, which have not been verified unless otherwise specifically mentioned in the Report. The Subscriber shall independently verify the accuracy and correctness of the information/data before in any way acting upon the same. MIPL shall not be liable for any harm, injury, loss or damage caused to the Subscriber due to default by the Subscriber's debtors/beneficiaries in fulfilling their obligations of any nature whatsoever. This Report or any of its portion shall not be used as a documentary evidence or otherwise before any investigative agencies or forum of law. This Report is confidential and proprietary to MIPL. The Subscriber and/or any other person(s) may not reproduce, publish or disclose any of the contents of the Report to others without the express authorization of MIPL. This Report is prepared and issued to the Subscriber without any risk, responsibility or liability on the part of MIPL or its officials.

JINDAL STAINLESS LIMITED - 542838.2 (REVISED REPORT)

PAGE NO. : 30

			E COMPA NY LIMITED				
6	B800500 08	1024425 4	SBICAP TRUSTE E COMPA NY LIMITED	05/10/20 10	18/07/201 3	4407000000.0	202, Maker Tower ECuffe ParadeMumbaiMH400005IN
7	B800640 90	1024425 8	SBICAP TRUSTE E COMPA NY LIMITED	05/10/20 10	18/07/201 3	3416600000.0	202, Maker Tower E,Cuffe Parade,MumbaiMH400005IN
8	B800506 69	1024425 7	SBICAP TRUSTE E COMPA NY LIMITED	05/10/20 10	18/07/201 3	4639200000.0	202, Maker Tower ECuffe ParadeMumbaiMH400005IN
9	B800636 88	1024421 6	SBICAP TRUSTE E COMPA NY LIMITED	05/10/20 10	18/07/201 3	760000000.0	202, MAKER TOWER, 'E', CUFFE PARADECOLABA,MUMBAI MH400005IN
10	G808717 00	1024421 5	SBICAP TRUSTE E COMPA NY LIMITED	05/10/20 10	17/10/201 7	2108082.0	202, MAKER TOWER, 'E', CUFFE PARADE,COLABAMUMBAI MH400005IN

STANDALONE UNAUDITED STANDALONE FINANCIAL RESULTS FOR THE QUARTER AND HALF YEAR ENDED 30.09.2018

(INR In Million)

Particulars	Quarter Ended		Half Year Ended
	30.09.2018 (Unaudited)	30.06.2018 (Unaudited)	30.09.2018 (Unaudited)
INCOME FROM OPERATIONS			
Revenue from operation	30814.200	31467.500	62281.700
Other Income	71.300	57.800	129.100
Total Income	30885.500	31525.300	62410.800

DISCLAIMER : This Report is **PRIVATE & CONFIDENTIAL** and it is prepared at the request of and for its use by the Subscriber only. The Subscriber shall use the contents of the Report merely as an aid to its business. Mira Inform Private Limited ("MIPL") has collated information/data in the Report, which have not been verified unless otherwise specifically mentioned in the Report. The Subscriber shall independently verify the accuracy and correctness of the information/data before in any way acting upon the same. MIPL shall not be liable for any harm, injury, loss or damage caused to the Subscriber due to default by the Subscriber's debtors/beneficiaries in fulfilling their obligations of any nature whatsoever. This Report or any of its portion shall not be used as a documentary evidence or otherwise before any investigative agencies or forum of law. This Report is confidential and proprietary to MIPL. The Subscriber and/or any other person(s) may not reproduce, publish or disclose any of the contents of the Report to others without the express authorization of MIPL. This Report is prepared and issued to the Subscriber without any risk, responsibility or liability on the part of MIPL or its officials.

JINDAL STAINLESS LIMITED - 542838.2 (REVISED REPORT)

PAGE NO. : 31

EXPENSES			
Cost of materials consumed	19347.700	2224.900	41572.600
Purchase of Stock in Trade	1353.500	1381.100	2734.600
Changes in inventories of finished goods and work-in-progress	507.700	(3332.400)	(2824.700)
Employee benefits expense	350.900	354.400	705.300
Finance Costs	1566.200	1497.000	3063.200
Depreciation and Amortization expenses	802.500	760.500	1563.000
Stores and Spares Consumed	1867.100	1950.000	3817.100
Power and Fuel	1692.600	1766.500	3459.100
Other Expenditure	3382.800	3373.700	6756.500
Total Expenses	30871.000	29975.700	60846.700
Profit / (Loss) before exceptional items and tax	14.500	1549.600	1564.100
Exceptional Items	(531.600)	(150.900)	(682.500)
Profit / (Loss) before Tax	(517.100)	1398.700	881.600
Tax Expense			
-Deferred Tax	(152.700)	485.400	332.700
-Tax Earlier Years	--	4.800	4.800
Profit / (Loss) after Tax	(364.400)	908.500	544.100
Paid-up Equity Share Capital (Face value INR 2/- per share)	958.400	958.400	958.400
Other equity excluding revaluation reserves	--	--	--
Earnings per Share (EPS) - INR			
Basic	(0.76)	1.90	1.14
Diluted	(0.76)	1.63	1.14

STANDALONE STATEMENT OF ASSETS AND LIABILITIES

(INR In Million)

SOURCES OF FUNDS	30.09.2018 (Unaudited)
I. EQUITY AND LIABILITIES	
(1) Shareholders' Funds	
(a) Share Capital	958.400
(b) Reserves & Surplus	23101.900
(c) Money received against share warrants	0.000
(2) Share Application money pending allotment	0.000
Total Shareholders' Funds (1) + (2)	24060.300
(3) Non-Current Liabilities	
(a) long-term borrowings	35082.600
(b) Deferred tax liabilities (Net)	787.900
(c) Other long term liabilities	3951.000
(d) long-term provisions	51.700
Total Non-current Liabilities (3)	39873.200
(4) Current Liabilities	
(a) Short term borrowings	5959.800

DISCLAIMER : This Report is **PRIVATE & CONFIDENTIAL** and it is prepared at the request of and for its use by the Subscriber only. The Subscriber shall use the contents of the Report merely as an aid to its business. Mira Inform Private Limited ("MIPL") has collated information/data in the Report, which have not been verified unless otherwise specifically mentioned in the Report. The Subscriber shall independently verify the accuracy and correctness of the information/data before in any way acting upon the same. MIPL shall not be liable for any harm, injury, loss or damage caused to the Subscriber due to default by the Subscriber's debtors/beneficiaries in fulfilling their obligations of any nature whatsoever. This Report or any of its portion shall not be used as a documentary evidence or otherwise before any investigative agencies or forum of law. This Report is confidential and proprietary to MIPL. The Subscriber and/or any other person(s) may not reproduce, publish or disclose any of the contents of the Report to others without the express authorization of MIPL. This Report is prepared and issued to the Subscriber without any risk, responsibility or liability on the part of MIPL or its officials.

JINDAL STAINLESS LIMITED - 542838.2 (REVISED REPORT)

PAGE NO. : 32

(b) Trade payables	24871.600
(c) Other current liabilities	9951.000
(d) Short-term provisions	3.400
Total Current Liabilities (4)	40785.800
TOTAL	104719.300
II. ASSETS	
(1) Non-current assets	
(a) Fixed Assets	
(i) Tangible assets	62051.600
(ii) Intangible Assets	171.700
(iii) Capital work-in-progress	417.500
(iv) Intangible assets under development	174.800
(b) Non-current Investments	4847.100
(c) Deferred tax assets (net)	0.000
(d) Long-term Loan and Advances	427.500
(e) Other Non-current assets	363.300
Total Non-Current Assets	68453.500
(2) Current assets	
(a) Current investments	4.700
(b) Inventories	21542.800
(c) Trade receivables	9553.000
(d) Cash and cash equivalents	174.100
(e) Short-term loans and advances	152.500
(f) Other current assets	4838.700
Total Current Assets	36265.800
TOTAL	104719.300

CONTINGENT LIABILITIES:

PARTICULARS	(INR in million)	
	31.03.2018	31.03.2017
Sales tax, value added tax and entry tax	1417.700	1489.500
Excise duty, custom duty and service tax	390.800	1001.700
Income tax	484.800	468.200
Claims against the Company not acknowledged as debt (disputed demand of electricity).	--	553.400
Demand from office of the Dy. Director of Mines, Jaipur Road Circle, Odisha on account of minning of excess quantity of chrome ore over and above the approved quantity under minning plan/scheme	854.000	854.000
Royalty under the Mines and Minerals (Development and Regulation) Act, 1957, rural infrastructure and socio-economic development tax under the Odisha Rural Infrastructure and Socio-Economic Development Act, 2004 and water tax under the Odisha Irrigation Act, 1959.	69.100	65.400

DISCLAIMER : This Report is **PRIVATE & CONFIDENTIAL** and it is prepared at the request of and for its use by the Subscriber only. The Subscriber shall use the contents of the Report merely as an aid to its business. Mira Inform Private Limited ("MIPL") has collated information/data in the Report, which have not been verified unless otherwise specifically mentioned in the Report. The Subscriber shall independently verify the accuracy and correctness of the information/data before in any way acting upon the same. MIPL shall not be liable for any harm, injury, loss or damage caused to the Subscriber due to default by the Subscriber's debtors/beneficiaries in fulfilling their obligations of any nature whatsoever. This Report or any of its portion shall not be used as a documentary evidence or otherwise before any investigative agencies or forum of law. This Report is confidential and proprietary to MIPL. The Subscriber and/or any other person(s) may not reproduce, publish or disclose any of the contents of the Report to others without the express authorization of MIPL. This Report is prepared and issued to the Subscriber without any risk, responsibility or liability on the part of MIPL or its officials.

JINDAL STAINLESS LIMITED - 542838.2 (REVISED REPORT)

PAGE NO. : 33

Letter of Comfort to banks against credit credit facilities / financial assistance availed by subsidiaries.	--	517.300
Corporate guarantee given to banks against credit facilities / financial assistance availed by Jindal Stainless (Hisar) Limited- amount for facilities outstanding	27983.600	33927.800

FIXED ASSETS

- Lease Hold Land
- Free Hold Land
- Buildings
- Plant and Machinery
- Electric Installation
- Vehicle
- Furniture and Fixture
- Office Equipment

WEBSITE DETAILS

NEWS/ PRESS RELEASES

JINDAL STAINLESS COLLABORATES WITH RAILWAYS TO MODERNIZE COACHES AND RAIL INFRASTRUCTURE

22.11.2018

New Delhi/Lucknow, Nov 22 (UNI) The Jindal Stainless on Thursday partnered with Research Designs and Standards Organisation (RDSO) in the third edition of InnoRail India 2018 here.

With a 60 per cent market share in the coach segment, Jindal Stainless has joined hands with the Railways for additionally modernizing rail infrastructure, particularly in the bridge segment. Speaking to media on the sidelines of InnoRail, Jindal Stainless Sales head Vijay Sharma said.

“As a progressive organization, RDSO keeps innovating ways and means to build safe and sustainable infrastructure. Stainless steel coaches and foot-over-bridges validate their movement in this direction. Jindal Stainless is proud to partner their journey by expediting conversion of coaches into stainless steel and strengthening rail infrastructure at the same time.”

Over the next 4-5 years, Railways plans to produce around 10,000 stainless steel coaches annually.

India has a coastline of 7500 km which necessitates the use of stainless steel infrastructure. High air-borne salts in marine environments cause rapid corrosion and degradation of infrastructure. Bridges, especially in these areas, are exposed to severe risk of collapse. As per industry data, around 1,35,000 rail bridges exist in India, of which over 25 per cent are over 100 years old and need immediate replacement. The first such stainless steel foot-over-bridge is coming at Bhayandar station in Mumbai next year. Though more than 1000 bridges are rehabilitated every year, there is a huge backlog in rebuilding these bridges.

DISCLAIMER : This Report is **PRIVATE & CONFIDENTIAL** and it is prepared at the request of and for its use by the Subscriber only. The Subscriber shall use the contents of the Report merely as an aid to its business. Mira Inform Private Limited (“MIPL”) has collated information/data in the Report, which have not been verified unless otherwise specifically mentioned in the Report. The Subscriber shall independently verify the accuracy and correctness of the information/data before in any way acting upon the same. MIPL shall not be liable for any harm, injury, loss or damage caused to the Subscriber due to default by the Subscriber’s debtors/beneficiaries in fulfilling their obligations of any nature whatsoever. This Report or any of its portion shall not be used as a documentary evidence or otherwise before any investigative agencies or forum of law. This Report is confidential and proprietary to MIPL. The Subscriber and/or any other person(s) may not reproduce, publish or disclose any of the contents of the Report to others without the express authorization of MIPL. This Report is prepared and issued to the Subscriber without any risk, responsibility or liability on the part of MIPL or its officials.

The stainless steel material for wagons and coaches produced by Jindal Stainless is already tested and approved by RDSO, the highest advisory body to the Indian Railways. Apart from supply of stainless steel to Railways, Jindal Stainless also organizes fabrication training programmes at Integral Coach Factories to enhance their output. Other than the conventional coaches which are made out of carbon steel, both, LHB (Linke Hofmann Busch) and suburban coaches are shifting towards stainless steel.

This shift towards stainless steel, undertaken by Railways, is an initiative in augmenting passenger safety, optimizing lifecycle costs, and building sustainable infrastructure. Stainless steel has high impact resistance, does not get deformed, and can absorb more energy during collision. This prevents loss of life during accidents and mishap. Easy design, fabrication, and reduced life cycle cost give stainless steel an edge over any other metal. Additionally, the inherent properties of corrosion resistance, fire resistance, high strength-to-weight ratio, easy weldability, and speed of construction make stainless steel an ideal choice for coaches and railway infrastructure.

CMT REPORT (Corruption, Money Laundering & Terrorism]

The Public Notice information has been collected from various sources including but not limited to: **The Courts, India Prisons Service, Interpol, etc.**

1] INFORMATION ON DESIGNATED PARTY

No exist designating subject or any of its beneficial owners, controlling shareholders or senior officers as terrorist or terrorist organization or whom notice had been received that all financial transactions involving their assets have been blocked or convicted, found guilty or against whom a judgement or order had been entered in a proceedings for violating money-laundering, anti-corruption or bribery or international economic or anti-terrorism sanction laws or whose assets were seized, blocked, frozen or ordered forfeited for violation of money laundering or international anti-terrorism laws.

2] Court Declaration :

No records exist to suggest that subject is or was the subject of any formal or informal allegations, prosecutions or other official proceeding for making any prohibited payments or other improper payments to government officials for engaging in prohibited transactions or with designated parties.

3] Asset Declaration :

No records exist to suggest that the property or assets of the subject are derived from criminal conduct or a prohibited transaction.

4] Record on Financial Crime :

Charges or conviction registered against subject: **None**

5] Records on Violation of Anti-Corruption Laws :

Charges or investigation registered against subject: **None**

6] Records on Int'l Anti-Money Laundering Laws/Standards :

Charges or investigation registered against subject: **None**

7] Criminal Records

No available information exist that suggest that subject or any of its principals have been formally charged or convicted by a competent governmental authority for any financial crime or under any formal investigation by a competent government authority for any violation of anti-corruption laws or international anti-money laundering laws or standard.

8] Affiliation with Government :

No record exists to suggest that any director or indirect owners, controlling shareholders, director, officer or employee of the company is a government official or a family member or close business associate of a Government official.

9] Compensation Package :

Our market survey revealed that the amount of compensation sought by the subject is fair and reasonable and comparable to compensation paid to others for similar services.

10] Press Report :

No press reports / filings exists on the subject.

CORPORATE GOVERNANCE

MIRA INFORM as part of its Due Diligence do provide comments on Corporate Governance to identify management and governance. These factors often have been predictive and in some cases have created vulnerabilities to credit deterioration.

Our Governance Assessment focuses principally on the interactions between a company's management, its Board of Directors, Shareholders and other financial stakeholders.

CONTRAVENTION

Subject is not known to have contravened any existing local laws, regulations or policies that prohibit, restrict or otherwise affect the terms and conditions that could be included in the agreement with the subject.

FOREIGN EXCHANGE RATES

Currency	Unit	INR
US Dollar	1	INR 71.02
UK Pound	1	INR 90.38
Euro	1	INR 80.57

INFORMATION DETAILS

Information Gathered by :	AKS
Analysis Done by :	VIV
Report Prepared by :	SUD

SCORE FACTORS

DEMERIT POINTS		
--BANK CHARGES	YES/NO	YES
--LITIGATION	YES/NO	YES
--OTHER ADVERSE INFORMATION	YES/NO	NO
MERIT POINTS		
--SOLE DISTRIBUTORSHIP	YES/NO	NO
--EXPORT ACTIVITIES	YES/NO	NO
--AFFILIATION	YES/NO	YES
--LISTED	YES/NO	YES
--OTHER MERIT FACTORS	YES/NO	YES

RATING EXPLANATIONS

Credit Rating	Explanation	Rating Comments
A++	Minimum Risk	Business dealings permissible with minimum risk of default
A+	Low Risk	Business dealings permissible with low risk of default
A	Acceptable Risk	Business dealings permissible with moderate risk of default
B	Medium Risk	Business dealings permissible on a regular monitoring basis
C	Medium High Risk	Business dealings permissible preferably on secured basis
D	High Risk	Business dealing not recommended or on secured terms only
NB	New Business	No recommendation can be done due to business in infancy stage
NT	No Trace	No recommendation can be done as the business is not traceable

NB is stated where there is insufficient information to facilitate rating. However, it is not to be considered as unfavourable.

This score serves as a reference to assess SC's credit risk and to set the amount of credit to be extended. It is calculated from a composite of weighted scores obtained from each of the major sections of this report. The assessed factors are as follows:

- Financial condition covering various ratios
- Company background and operations size
- Promoters / Management background
- Payment record
- Litigation against the subject
- Industry scenario / competitor analysis
- Supplier / Customer / Banker review (wherever available)

DISCLAIMER : This Report is **PRIVATE & CONFIDENTIAL** and it is prepared at the request of and for its use by the Subscriber only. The Subscriber shall use the contents of the Report merely as an aid to its business. Mira Inform Private Limited ("MIPL") has collated information/data in the Report, which have not been verified unless otherwise specifically mentioned in the Report. The Subscriber shall independently verify the accuracy and correctness of the information/data before in any way acting upon the same. MIPL shall not be liable for any harm, injury, loss or damage caused to the Subscriber due to default by the Subscriber's debtors/beneficiaries in fulfilling their obligations of any nature whatsoever. This Report or any of its portion shall not be used as a documentary evidence or otherwise before any investigative agencies or forum of law. This Report is confidential and proprietary to MIPL. The Subscriber and/or any other person(s) may not reproduce, publish or disclose any of the contents of the Report to others without the express authorization of MIPL. This Report is prepared and issued to the Subscriber without any risk, responsibility or liability on the part of MIPL or its officials.