

MIRA INFORM REPORT

Report No. :	543135
Report Date :	06.12.2018

IDENTIFICATION DETAILS

Name :	LASER POWER AND INFRA PRIVATE LIMITED (w.e.f. 03.02.2016)
Formerly known as :	LASER CABLES PRIVATE LIMITED
Registered Office :	307, Swaika Centre, 4A, Pollock Street, 3rd Floor, Kolkata-700001, West Bengal
Mobile No.:	91-9674766820 (Mr. Saikat Basu)
Country :	India
Financials (as on) :	31.03.2017
Date of Incorporation :	07.01.1988
CIN No.: [Company Identification No.]	U14220WB1988PTC043591
Capital Investment / Paid-up Capital :	INR 58.523 Million
IEC No.: [Import-Export Code No.]	Not Applicable (As informed by the management that firm does not have export and import)
GSTN : [Goods & Service Tax Registration No.]	19AAACL4776D1ZF
PAN No.: [Permanent Account No.]	AAACL4776D
Legal Form :	Private Limited Liability Company
Line of Business :	Subject is engaged in the manufacture of conductors, other electronic and electric wires and cables (insulated wire and cable made of steel, copper, aluminium) and is also engaged in Rural Electrification EPC Projects (Registered Activity and also Confirmed by management)
No. of Employees :	1500 (Approximately)

DISCLAIMER : This Report is **PRIVATE & CONFIDENTIAL** and it is prepared at the request of and for its use by the Subscriber only. The Subscriber shall use the contents of the Report merely as an aid to its business. Mira Inform Private Limited ("MIPL") has collated information/data in the Report, which have not been verified unless otherwise specifically mentioned in the Report. The Subscriber shall independently verify the accuracy and correctness of the information/data before in any way acting upon the same. MIPL shall not be liable for any harm, injury, loss or damage caused to the Subscriber due to default by the Subscriber's debtors/beneficiaries in fulfilling their obligations of any nature whatsoever. This Report or any of its portion shall not be used as a documentary evidence or otherwise before any investigative agencies or forum of law. This Report is confidential and proprietary to MIPL. The Subscriber and/or any other person(s) may not reproduce, publish or disclose any of the contents of the Report to others without the express authorization of MIPL. This Report is prepared and issued to the Subscriber without any risk, responsibility or liability on the part of MIPL or its officials.

RATING & COMMENTS

(Mira Inform has adopted New Rating mechanism w.e.f. 23rd January 2017)

MIRA's Rating :

A+

Credit Rating	Explanation	Rating Comments
A+	Low Risk	Business dealings permissible with low risk of default

Status :	Good
Payment Behaviour :	Regular
Litigation :	Clear
Comments :	<p>Subject is an established company incorporated in the year 1988 having fine track.</p> <p>For the financial year ended 2017, the company has witnessed a healthy growth in its revenue and has achieved fair profit margin at 3.16% (approx.)</p> <p>The company possesses robust financial risk profile marked by healthy net worth base along with low debt level and favorable gap between trade payables to its trade receivables.</p> <p>The company also derives strength from its long standing track record of business operations.</p> <p>Fundamentals of the company are strong and healthy.</p> <p>Trade relations are reported as fair. Business is active. Payment terms are seems to be regular and as per commitments.</p> <p>In view of the aforesaid, the company can be considered for business dealings at usual trade terms and conditions.</p>

NOTES :

Any query related to this report can be made on e-mail : infodept@mirainform.com while quoting report number, name and date.

ECGC Country Risk Classification List

Country Name	Previous Rating (30.06.2018)	Current Rating (30.09.2018)
India	A1	A1

DISCLAIMER : This Report is **PRIVATE & CONFIDENTIAL** and it is prepared at the request of and for its use by the Subscriber only. The Subscriber shall use the contents of the Report merely as an aid to its business. Mira Inform Private Limited ("MIPL") has collated information/data in the Report, which have not been verified unless otherwise specifically mentioned in the Report. The Subscriber shall independently verify the accuracy and correctness of the information/data before in any way acting upon the same. MIPL shall not be liable for any harm, injury, loss or damage caused to the Subscriber due to default by the Subscriber's debtors/beneficiaries in fulfilling their obligations of any nature whatsoever. This Report or any of its portion shall not be used as a documentary evidence or otherwise before any investigative agencies or forum of law. This Report is confidential and proprietary to MIPL. The Subscriber and/or any other person(s) may not reproduce, publish or disclose any of the contents of the Report to others without the express authorization of MIPL. This Report is prepared and issued to the Subscriber without any risk, responsibility or liability on the part of MIPL or its officials.

Risk Category	ECGC Classification
Insignificant	A1
Low Risk	A2
Moderately Low Risk	B1
Moderate Risk	B2
Moderately High Risk	C1
High Risk	C2
Very High Risk	D

EXTERNAL AGENCY RATING

Rating Agency Name	ACUITE
Rating	Long term rating: A
Rating Explanation	Adequate degree of safety and low credit risk.
Date	23.07.2018

Rating Agency Name	ACUITE
Rating	Short term rating: A1
Rating Explanation	Very strong degree of safety and carry lowest credit risk.
Date	23.07.2018

RBI DEFAULTERS' LIST STATUS

Subject's name is not enlisted as a defaulter in the publicly available RBI Defaulters' list.

EPF (Employee Provident Fund) DEFAULTERS' LIST STATUS

Subject's name is not enlisted as a defaulter in the publicly available EPF (Employee Provident Fund) Defaulters' list as of 31-03-2018.

BIFR (Board for Industrial & Financial Reconstruction) LISTING STATUS

Subject's name is not listed as a Sick Unit in the publicly available BIFR (Board for Industrial & Financial Reconstruction) list as of 06.12.2018

IBBI (Insolvency and Bankruptcy Board of India) LISTING STATUS

Subject's name is not listed in the publicly available IBBI (Insolvency and Bankruptcy Board of India) list as of report date.

DISCLAIMER : This Report is **PRIVATE & CONFIDENTIAL** and it is prepared at the request of and for its use by the Subscriber only. The Subscriber shall use the contents of the Report merely as an aid to its business. Mira Inform Private Limited ("MIPL") has collated information/data in the Report, which have not been verified unless otherwise specifically mentioned in the Report. The Subscriber shall independently verify the accuracy and correctness of the information/data before in any way acting upon the same. MIPL shall not be liable for any harm, injury, loss or damage caused to the Subscriber due to default by the Subscriber's debtors/beneficiaries in fulfilling their obligations of any nature whatsoever. This Report or any of its portion shall not be used as a documentary evidence or otherwise before any investigative agencies or forum of law. This Report is confidential and proprietary to MIPL. The Subscriber and/or any other person(s) may not reproduce, publish or disclose any of the contents of the Report to others without the express authorization of MIPL. This Report is prepared and issued to the Subscriber without any risk, responsibility or liability on the part of MIPL or its officials.

INFORMATION PARTED BY

Name :	Mr. Sandeep
Designation :	Accountant
Contact No.:	91-9674755200
Name :	Mrs. Shamashree
Designation :	Senior Assistant Accountant
Contact No.:	91-7980340663
Date:	05.12.2018

LOCATIONS

Registered Office :	307, Swaika Centre, 4A, Pollock Street, 3rd Floor, Kolkata-700001, West Bengal, India
Tel. No.:	91-33-22357593
Mobile No.:	91-9674766820 (Mr. Saikat Basu) 91-9674344430 (Mr. Anil) 91-9674755200 (Mr. Sandeep) 91-7980340663 (Mrs. Shamashree)
Fax No.:	91-33-22152923
E-Mail :	devendra@lascables.com info@laserpower.com
Website :	www.laserpowerinfra.com
Location:	Owned
Locality:	Commercial
Corporate Office :	5A, Wood Burn Park, 5th Floor, Room No. 502, Kolkata – 700029, West Bengal, India
Regional Office :	Greycell Tower, Plot No. 3, 4th Floor, Sector-35, Near Noida City Center Metro Station, Noida -201301, Uttar Pradesh, India
Factory 1 :	At/PO: Bipranapara, Jalan Complex, P.S. : Domjur, Howrah - 711411, West Bengal, India
Tel. No.:	91-33-22829201/65290333
Fax No.:	91-33-26692471
Factory 2 :	NH-6, Poly Park, Dhulagori, Howrah – 711302, West Bengal, India

DIRECTORS

AS ON 31.03.2018

DISCLAIMER : This Report is **PRIVATE & CONFIDENTIAL** and it is prepared at the request of and for its use by the Subscriber only. The Subscriber shall use the contents of the Report merely as an aid to its business. Mira Inform Private Limited ("MIPL") has collated information/data in the Report, which have not been verified unless otherwise specifically mentioned in the Report. The Subscriber shall independently verify the accuracy and correctness of the information/data before in any way acting upon the same. MIPL shall not be liable for any harm, injury, loss or damage caused to the Subscriber due to default by the Subscriber's debtors/beneficiaries in fulfilling their obligations of any nature whatsoever. This Report or any of its portion shall not be used as a documentary evidence or otherwise before any investigative agencies or forum of law. This Report is confidential and proprietary to MIPL. The Subscriber and/or any other person(s) may not reproduce, publish or disclose any of the contents of the Report to others without the express authorization of MIPL. This Report is prepared and issued to the Subscriber without any risk, responsibility or liability on the part of MIPL or its officials.

Name :	Mr. Deepak Goel		
Designation :	Managing Director		
Address :	4, Alipore Park Place, Kolkata-700027, West Bengal, India		
Date of Birth/Age :	20.02.1969		
Date of Appointment :	01.01.2017		
PAN No.:	ADGPG4399H		
DIN No.:	00673430		
Other Directorship:			
CIN/FCRN	Company Name	Begin Date	End Date
U45200WB2006PTC111909	SRI SHYAM PROJECTS PRIVATE LIMITED	23/11/2006	-
U27203WB2005PLC104710	LASER ALUMINIUM COMPANY LIMITED	01/09/2005	-
Name :	Mr. Navin Kumar Saffar		
Designation :	Wholetime Director		
Address :	136, Block-A, Bangur Avenue, Kolkata – 700055, West Bengal, India		
Date of Appointment :	17.10.2017		
DIN No.:	03107852		

KEY EXECUTIVES

Name :	Mrs. Richa Shaw
Designation :	Company Secretary
Address :	AH 6/6 Govindo Nivas Rajarhat Road, Jyanga, Kolkata 700059, West Bengal, India
Date of Appointment :	01.09.2017
PAN No.:	FXAPS8553L
Name :	Mr. Sandeep
Designation :	Accountant
Name :	Mrs. Shamashree
Designation :	Senior Assistant Accountant

MAJOR SHAREHOLDERS

AS ON 31.03.2017

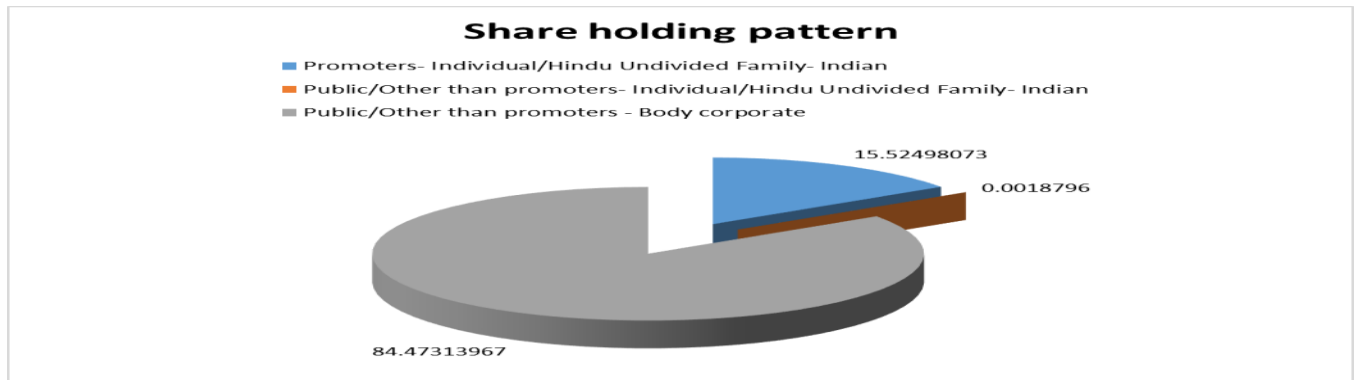
SHAREHOLDING DETAILS FILE ATTACHED

Equity Share Break up (Percentage of Total Equity)

AS ON 23.09.2017

DISCLAIMER : This Report is **PRIVATE & CONFIDENTIAL** and it is prepared at the request of and for its use by the Subscriber only. The Subscriber shall use the contents of the Report merely as an aid to its business. Mira Inform Private Limited ("MIPL") has collated information/data in the Report, which have not been verified unless otherwise specifically mentioned in the Report. The Subscriber shall independently verify the accuracy and correctness of the information/data before in any way acting upon the same. MIPL shall not be liable for any harm, injury, loss or damage caused to the Subscriber due to default by the Subscriber's debtors/beneficiaries in fulfilling their obligations of any nature whatsoever. This Report or any of its portion shall not be used as a documentary evidence or otherwise before any investigative agencies or forum of law. This Report is confidential and proprietary to MIPL. The Subscriber and/or any other person(s) may not reproduce, publish or disclose any of the contents of the Report to others without the express authorization of MIPL. This Report is prepared and issued to the Subscriber without any risk, responsibility or liability on the part of MIPL or its officials.

Category	Percentage
Promoters- Individual/Hindu Undivided Family- Indian	15.52498073
Public/Other than promoters- Individual/Hindu Undivided Family- Indian	0.0018796
Public/Other than promoters - Body corporate	84.47313967
Total	100.00



BUSINESS DETAILS

Line of Business :	Subject is engaged in the manufacture of conductors, other electronic and electric wires and cables (insulated wire and cable made of steel, copper, aluminium) and is also engaged in Rural Electrification EPC Projects (Registered Activity and also Confirmed by management)		
Products / Services :	Name and Description of main products / services	NIC Code of the Product/service	
	Manufacture of other electronic and electric wires and cables (insulated wire and cable made of steel, copper, aluminium)	27320	
Brand Names :	Not Available		
Agencies Held :	Not Available		
Exports :	Not Available		
Imports :	Not Available		
Terms :			
Selling :	Cash, Advance Payment, Cheque and Credit (30,60,90 Days) and RTGS		
Purchasing :	Cash, Advance Payment, Cheque and Credit (30,60,90 Days) and RTGS		

PRODUCTION STATUS – (NOT AVAILABLE)

GENERAL INFORMATION

Suppliers :	Reference :	Not Divulged
	Name of the Person :	--
	Contact No.:	--
	Since How Long Known :	--
	Maximum Limit Dealt :	--
	Experience :	--
	Remark:	--
Customers (As per Indirect Source) :	<p>End Users and OEMs</p> <p>SEB'S (Domestic)</p> <ul style="list-style-type: none"> • Ajmer Vidyut Vitran Nigam Limited • Bangalore Electricity Supply Company Limited • Central Electricity Supply Utility of Orissa • Central Power Dist. Co. of A.P. Limited • Electrical Stores Division Govt. of Tripura • Grid Corporation of Orissa Limited • Jaipur Vidyut Vitaran Nigam Limited <p>SEB'S (International)</p> <ul style="list-style-type: none"> • Ethiopia electric power corporation, Ethiopia • Ceylon electricity board, Srilanka • Rural electrification authority, Kenya <p>EPC Contractors:- (domestic)</p> <ul style="list-style-type: none"> • A2Z Maintenance and Engineering Services Private Limited • ABB Limited • Alstom Limited • Aravali Infrapower Limited • Associated Transrail and Structure Limited • Bajaj Electricals Limited • Energy Development Company Limited • Gammon India Limited • Genus Power Infrastructures Limited • ICOMM Tele Limited • ICSA (India) Limited • Indo Power Projects Limited <p>EPC Contractors:- (international)</p> <ul style="list-style-type: none"> • Fedders lloyd corporation Limited • Gammon India Limited • Gulf Jyoti international LLC, Dubai 	

DISCLAIMER : This Report is **PRIVATE & CONFIDENTIAL** and it is prepared at the request of and for its use by the Subscriber only. The Subscriber shall use the contents of the Report merely as an aid to its business. Mira Inform Private Limited ("MIPL") has collated information/data in the Report, which have not been verified unless otherwise specifically mentioned in the Report. The Subscriber shall independently verify the accuracy and correctness of the information/data before in any way acting upon the same. MIPL shall not be liable for any harm, injury, loss or damage caused to the Subscriber due to default by the Subscriber's debtors/beneficiaries in fulfilling their obligations of any nature whatsoever. This Report or any of its portion shall not be used as a documentary evidence or otherwise before any investigative agencies or forum of law. This Report is confidential and proprietary to MIPL. The Subscriber and/or any other person(s) may not reproduce, publish or disclose any of the contents of the Report to others without the express authorization of MIPL. This Report is prepared and issued to the Subscriber without any risk, responsibility or liability on the part of MIPL or its officials.

	<ul style="list-style-type: none"> • Kalpataru power transmission Limited • Lucky Exports. • T.M. Power Line Product Pte. Limited <p>Other than seb and power utility</p> <ul style="list-style-type: none"> • Calcutta Electric Supply Corp. Limited • Damodar Valley Corporation • East Central Railway • East Coast Railway • Eastern Railway • South Eastern Railway • Southern Railway • West Central Railway 																						
No. of Employees :	1500 (Approximately)																						
Bankers :	<table border="1"> <tr> <td>Bank Name</td> <td>Canara Bank</td> </tr> <tr> <td>Branch</td> <td>Specialized Prime Corporate Branch, Bells House, Ground Floor, 21 Camac Street, Kolkata-700016, West Bengal, India</td> </tr> <tr> <td>Person Name (With Designation)</td> <td>--</td> </tr> <tr> <td>Contact Number</td> <td>91-33-22831501 (Ringing)</td> </tr> <tr> <td>Name of Account Holder</td> <td>--</td> </tr> <tr> <td>Account Number</td> <td>--</td> </tr> <tr> <td>Account Since (Date/Year of Account Opening)</td> <td>--</td> </tr> <tr> <td>Average Balance Maintained (If Possible)</td> <td>--</td> </tr> <tr> <td>Credit Facilities Enjoyed (If any)</td> <td>--</td> </tr> <tr> <td>Account Operation</td> <td>--</td> </tr> <tr> <td>Remarks (If any)</td> <td>--</td> </tr> </table> <ul style="list-style-type: none"> • HDFC Bank Limited, HDFC Bank House, Senapati Bapat Marg, Lower Parel (West), Mumbai - 400013, Maharashtra, India • Indusind Bank Limited, Savitri Towers, 3A, Upper Wood StreetKolkataWB700016, West Bengal, India • IDFC Bank Limited, 64B, Ballygunge Circular Road, Kolkata - 700019, West Bengal, India • RBL Bank Limited, 1st Floor, Thapar House 25 Brabourne Road, Kolkata - 700001, West Bengal, India • Bank of Baroda, Corporate Financial Services Branch 4 India Exchange Place 1st Floor, Kolkata - 700001, West Bengal, India • Axis Bank Limited, Corporate Banking Branch (CBB)1, Shakespeare Sarani, 3rd Floor, AC Market, Kolkata - 700071, West Bengal, India • Andhra Bank, Kolkata Main Branch 14/1b, Ezra Street, Kolkata - 700001, West Bengal, India 	Bank Name	Canara Bank	Branch	Specialized Prime Corporate Branch, Bells House, Ground Floor, 21 Camac Street, Kolkata-700016, West Bengal, India	Person Name (With Designation)	--	Contact Number	91-33-22831501 (Ringing)	Name of Account Holder	--	Account Number	--	Account Since (Date/Year of Account Opening)	--	Average Balance Maintained (If Possible)	--	Credit Facilities Enjoyed (If any)	--	Account Operation	--	Remarks (If any)	--
Bank Name	Canara Bank																						
Branch	Specialized Prime Corporate Branch, Bells House, Ground Floor, 21 Camac Street, Kolkata-700016, West Bengal, India																						
Person Name (With Designation)	--																						
Contact Number	91-33-22831501 (Ringing)																						
Name of Account Holder	--																						
Account Number	--																						
Account Since (Date/Year of Account Opening)	--																						
Average Balance Maintained (If Possible)	--																						
Credit Facilities Enjoyed (If any)	--																						
Account Operation	--																						
Remarks (If any)	--																						

Facilities :	(INR In Million)		
	SECURED LOAN	As on 31.03.2017	As on 31.03.2016
LONG TERM BORROWING			
Loans taken for fixed assets	9.288	21.013	
SHORT TERM BORROWING			
Working capital loans from banks	516.652	185.257	
Total	525.940	206.270	

Auditors :	
Name :	S D P and Associates Chartered Accountants
Address :	46C, Chowringhee Road, Everest House, Flat No.14 G, Kolkata – 700071, West Bengal, India
Income-tax PAN of auditor or auditor's firm :	AARFS4093A
Memberships :	Not Available
Collaborators :	Not Available
Associate Company :	<ul style="list-style-type: none"> Jalsagar Sales Agency Private Limited, India [U51909WB1995PTC070180]
Enterprises which are owned, or have significant influence of or are partners with Key management personnel and their relatives :	<ul style="list-style-type: none"> Lumino Industries Limited, India [U14293WB2005PLC102556]

CAPITAL STRUCTURE

AS ON 31.03.2017

Authorised Capital :

No. of Shares	Type	Value	Amount
850000	Equity Shares	INR 100/- each	INR 85.000 Million

Issued, Subscribed & Paid-up Capital :

No. of Shares	Type	Value	Amount
585231	Equity Shares	INR 100/- each	INR 58.523 Million

FINANCIAL DATA
[all figures are INR Million]

ABRIDGED BALANCE SHEET (STANDLOAN)

SOURCES OF FUNDS	31.03.2017	31.03.2016	31.03.2015
I. EQUITY AND LIABILITIES			
(1) Shareholders' Funds			
(a) Share Capital	58.523	58.523	58.523
(b) Reserves and Surplus	784.502	659.804	582.138
(c) Money received against share warrants	0.000	0.000	0.000
(2) Share Application money pending allotment	0.000	0.000	0.000
Total Shareholders' Funds (1) + (2)	843.025	718.327	640.661
(3) Non-Current Liabilities			
(a) long-term borrowings	139.145	99.783	30.000
(b) Deferred tax liabilities (Net)	57.972	13.099	3.500
(c) Other long-term liabilities	19.459	1.541	0.000
(d) long-term provisions	1.175	1.013	0.961
Total Non-current Liabilities (3)	217.751	115.436	34.461
(4) Current Liabilities			
(a) Short-term borrowings	616.652	313.833	166.386
(b) Trade payables	1205.180	461.810	478.712
(c) Other current liabilities	218.776	61.177	31.837
(d) Short-term provisions	16.178	9.669	43.383
Total Current Liabilities (4)	2056.786	846.489	720.318
TOTAL	3117.562	1680.252	1395.440
II. ASSETS			
(1) Non-current assets			
(a) Fixed Assets			
(i) Tangible assets	326.704	184.589	173.452
(ii) Intangible Assets	0.000	0.000	0.000
(iii) Tangible assets capital work-in-progress	22.330	57.195	8.010
(iv) Intangible assets under development	0.000	0.000	0.000
(b) Non-current Investments	70.457	70.707	72.111
(c) Deferred tax assets (net)	0.000	0.000	0.000
(d) Long-term loans and advances	207.620	64.565	5.724
(e) Other Non-current assets	0.000	0.000	0.000
Total Non-Current Assets	627.111	377.056	259.297

DISCLAIMER : This Report is **PRIVATE & CONFIDENTIAL** and it is prepared at the request of and for its use by the Subscriber only. The Subscriber shall use the contents of the Report merely as an aid to its business. Mira Inform Private Limited ("MIPL") has collated information/data in the Report, which have not been verified unless otherwise specifically mentioned in the Report. The Subscriber shall independently verify the accuracy and correctness of the information/data before in any way acting upon the same. MIPL shall not be liable for any harm, injury, loss or damage caused to the Subscriber due to default by the Subscriber's debtors/beneficiaries in fulfilling their obligations of any nature whatsoever. This Report or any of its portion shall not be used as a documentary evidence or otherwise before any investigative agencies or forum of law. This Report is confidential and proprietary to MIPL. The Subscriber and/or any other person(s) may not reproduce, publish or disclose any of the contents of the Report to others without the express authorization of MIPL. This Report is prepared and issued to the Subscriber without any risk, responsibility or liability on the part of MIPL or its officials.

(2) Current assets			
(a) Current investments	0.000	13.000	40.448
(b) Inventories	682.612	467.056	466.748
(c) Trade receivables	1371.212	557.768	506.176
(d) Cash and bank balances	294.128	97.867	56.593
(e) Short-term loans and advances	141.986	165.773	66.178
(f) Other current assets	0.513	1.732	0.000
Total Current Assets	2490.451	1303.196	1136.143
TOTAL	3117.562	1680.252	1395.440

PROFIT & LOSS ACCOUNT (STANDLOAN)

	PARTICULARS	31.03.2017	31.03.2016	31.03.2015
	SALES			
	Income	3945.932	2683.861	2096.169
	Other Income	14.477	17.824	18.811
	TOTAL	3960.409	2701.685	2114.980
Less	EXPENSES			
	Cost of Materials Consumed	2047.504	1728.719	1760.228
	Purchases of Stock-in-Trade	940.743	248.393	0.000
	Changes in inventories of finished goods, work-in-progress and Stock-in-Trade	(144.974)	67.845	(121.640)
	Employee benefit expense	177.264	90.300	34.620
	CSR expenditure	2.212	1.000	0.000
	Other expenses	574.600	333.669	246.128
	TOTAL	3597.349	2469.926	1919.336
	PROFIT/ (LOSS) BEFORE INTEREST, TAX, DEPRECIATION AND AMORTISATION	363.060	231.759	195.644
Less	FINANCIAL EXPENSES	115.768	80.076	68.532
	PROFIT / (LOSS) BEFORE TAX, DEPRECIATION AND AMORTISATION	247.292	151.683	127.112
Less/ Add	DEPRECIATION/ AMORTISATION	43.110	35.689	43.718
	PROFIT/ (LOSS) BEFORE TAX	204.182	115.994	83.394
Less	TAX	79.484	38.328	29.981
	PROFIT/ (LOSS) AFTER TAX	124.698	77.666	53.413

DISCLAIMER : This Report is **PRIVATE & CONFIDENTIAL** and it is prepared at the request of and for its use by the Subscriber only. The Subscriber shall use the contents of the Report merely as an aid to its business. Mira Inform Private Limited ("MIPL") has collated information/data in the Report, which have not been verified unless otherwise specifically mentioned in the Report. The Subscriber shall independently verify the accuracy and correctness of the information/data before in any way acting upon the same. MIPL shall not be liable for any harm, injury, loss or damage caused to the Subscriber due to default by the Subscriber's debtors/beneficiaries in fulfilling their obligations of any nature whatsoever. This Report or any of its portion shall not be used as a documentary evidence or otherwise before any investigative agencies or forum of law. This Report is confidential and proprietary to MIPL. The Subscriber and/or any other person(s) may not reproduce, publish or disclose any of the contents of the Report to others without the express authorization of MIPL. This Report is prepared and issued to the Subscriber without any risk, responsibility or liability on the part of MIPL or its officials.

Earnings / (Loss) Per Share (INR)	213.08	132.71	91.27
-----------------------------------	--------	--------	-------

Particulars			31.03.2018
Sales Turnover (Approximately)			6500.000
			(Due to business growth)

The above information has been parted by Mr. Sandeep (Accountant)

CURRENT MATURITIES OF LONG TERM DEBT DETAILS

Particulars	31.03.2017	31.03.2016	31.03.2015
Current Maturities of Long term debt	NA	11.569	10.422
Cash generated from operations	NA	NA	NA
Net cash flows from (used in) operations	247.151	130.786	(39.824)
Net cash flows from (used in) operating activities	204.255	66.729	(0.720)

KEY RATIOS

EFFICIENCY RATIOS

PARTICULARS	31.03.2017	31.03.2016	31.03.2015
Average Collection Days (Sundry Debtors / Income * 365 Days)	126.84	75.86	88.14
Account Receivables Turnover (Income / Sundry Debtors)	2.88	4.81	4.14
Average Payment Days (Sundry Creditors / Purchases * 365 Days)	147.21	85.26	99.27
Inventory Turnover (Operating Income / Inventories)	0.53	0.50	0.42
Asset Turnover (Operating Income / Net Fixed Assets)	1.04	0.96	1.08

LEVERAGE RATIOS

PARTICULARS	31.03.2017	31.03.2016	31.03.2015
-------------	------------	------------	------------

DISCLAIMER : This Report is **PRIVATE & CONFIDENTIAL** and it is prepared at the request of and for its use by the Subscriber only. The Subscriber shall use the contents of the Report merely as an aid to its business. Mira Inform Private Limited ("MIPL") has collated information/data in the Report, which have not been verified unless otherwise specifically mentioned in the Report. The Subscriber shall independently verify the accuracy and correctness of the information/data before in any way acting upon the same. MIPL shall not be liable for any harm, injury, loss or damage caused to the Subscriber due to default by the Subscriber's debtors/beneficiaries in fulfilling their obligations of any nature whatsoever. This Report or any of its portion shall not be used as a documentary evidence or otherwise before any investigative agencies or forum of law. This Report is confidential and proprietary to MIPL. The Subscriber and/or any other person(s) may not reproduce, publish or disclose any of the contents of the Report to others without the express authorization of MIPL. This Report is prepared and issued to the Subscriber without any risk, responsibility or liability on the part of MIPL or its officials.

Debt Ratio (<i>Borrowing + Current Liabilities</i>) / <i>Total Assets</i>)	0.70	0.57	0.55
Debt Equity Ratio (<i>Total Liability</i> / <i>Networth</i>)	0.90	0.59	0.32
Current Liabilities to Networth (<i>Current Liabilities</i> / <i>Net Worth</i>)	2.44	1.18	1.12
Fixed Assets to Networth (<i>Net Fixed Assets</i> / <i>Networth</i>)	0.41	0.34	0.28
Interest Coverage Ratio (<i>PBIT</i> / <i>Financial Charges</i>)	3.14	2.89	2.85

PROFITABILITY RATIOS

PARTICULARS		31.03.2017	31.03.2016	31.03.2015
Net Profit Margin (<i>PAT</i> / <i>Sales</i>) * 100)	%	3.16	2.89	2.55
Return on Total Assets (<i>PAT</i> / <i>Total Assets</i>) * 100)	%	4.00	4.62	3.83
Return on Investment (ROI) (<i>PAT</i> / <i>Networth</i>) * 100)	%	14.79	10.81	8.34

SOLVENCY RATIOS

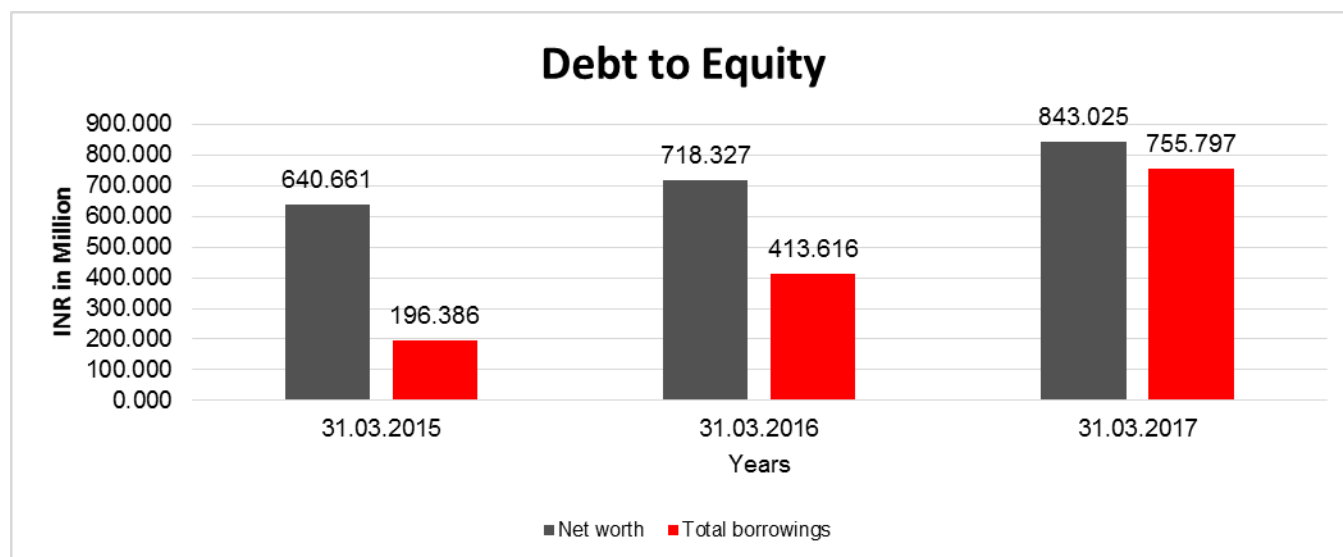
PARTICULARS		31.03.2017	31.03.2016	31.03.2015
Current Ratio (<i>Current Assets</i> / <i>Current Liabilities</i>)		1.21	1.54	1.58
Quick Ratio (<i>Current Assets – Inventories</i>) / <i>Current Liabilities</i>)		0.88	0.99	0.93
G-Score Ratio Financial (<i>Networth</i> / <i>Total Assets</i>)		0.27	0.43	0.46
G-Score Ratio Debt (<i>Debts</i> / <i>Equity Capital</i>)		12.91	7.27	3.53
G-Score Ratio Liquidity (<i>Total Current Assets</i> / <i>Total Current Liabilities</i>)		1.21	1.54	1.58

Total Liability = Short-term Debt + Long-term Debt + Current Maturities of Long-term debts

FINANCIAL ANALYSIS
[all figures are INR Million]

DEBT EQUITY RATIO

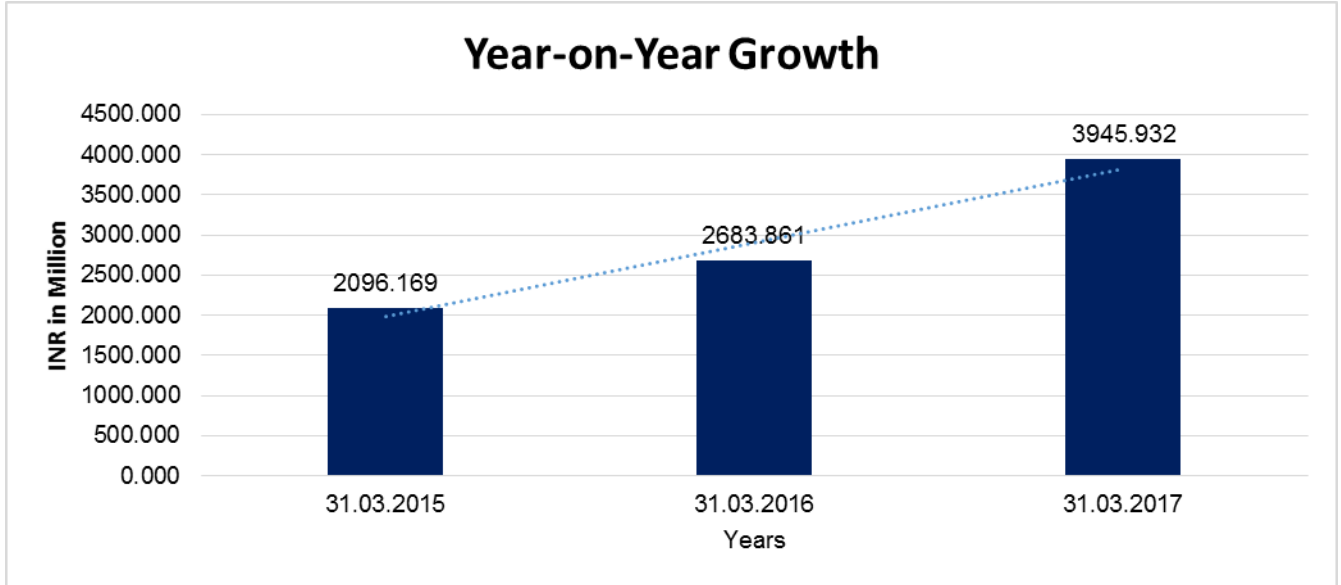
Particular	31.03.2014	31.03.2015	31.03.2016
	INR In Million	INR In Million	INR In Million
Share Capital	58.523	58.523	58.523
Reserves & Surplus	582.138	659.804	784.502
Share Application money pending allotment	0.000	0.000	0.000
Net worth	640.661	718.327	843.025
Long Term borrowings	30.000	99.783	139.145
Short Term borrowings	166.386	313.833	616.652
Total borrowings	196.386	413.616	755.797
Debt/Equity ratio	0.307	0.576	0.897



YEAR-ON-YEAR GROWTH

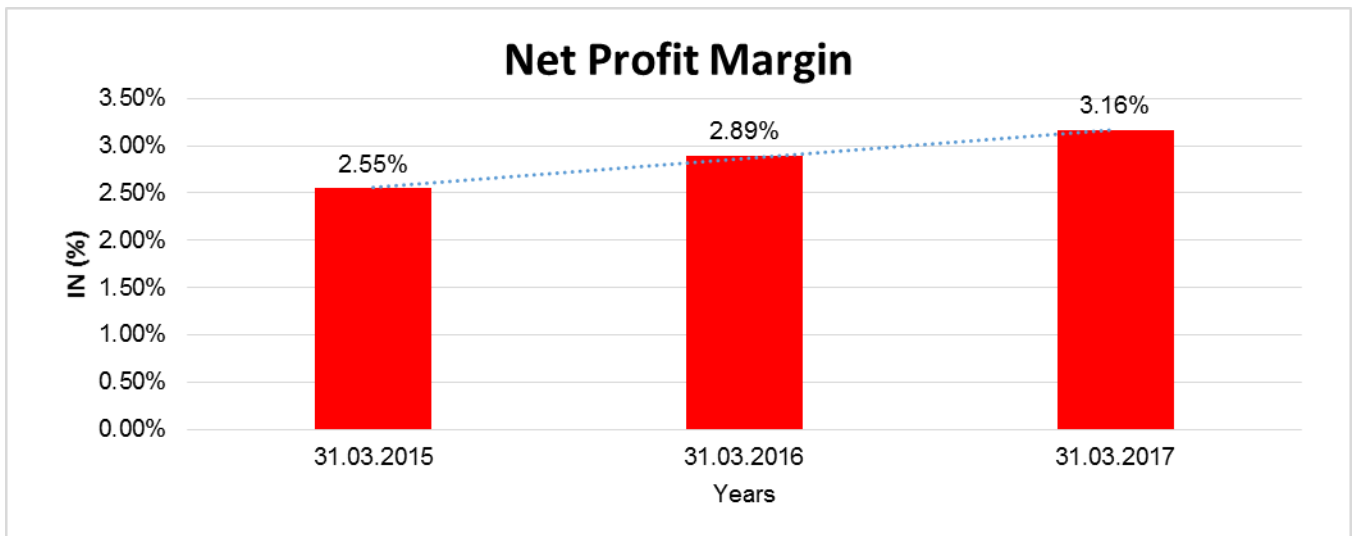
Year on Year Growth	31.03.2014	31.03.2015	31.03.2016
	INR In Million	INR In Million	INR In Million
Sales	2096.169	2683.861	3945.932
		28.036	47.024

DISCLAIMER : This Report is **PRIVATE & CONFIDENTIAL** and it is prepared at the request of and for its use by the Subscriber only. The Subscriber shall use the contents of the Report merely as an aid to its business. Mira Inform Private Limited ("MIPL") has collated information/data in the Report, which have not been verified unless otherwise specifically mentioned in the Report. The Subscriber shall independently verify the accuracy and correctness of the information/data before in any way acting upon the same. MIPL shall not be liable for any harm, injury, loss or damage caused to the Subscriber due to default by the Subscriber's debtors/beneficiaries in fulfilling their obligations of any nature whatsoever. This Report or any of its portion shall not be used as a documentary evidence or otherwise before any investigative agencies or forum of law. This Report is confidential and proprietary to MIPL. The Subscriber and/or any other person(s) may not reproduce, publish or disclose any of the contents of the Report to others without the express authorization of MIPL. This Report is prepared and issued to the Subscriber without any risk, responsibility or liability on the part of MIPL or its officials.



NET PROFIT MARGIN

Net Profit Margin	31.03.2014	31.03.2015	31.03.2016
	INR In Million	INR In Million	INR In Million
Sales	2096.169	2683.861	3945.932
Profit	53.413	77.666	124.698
	2.55%	2.89%	3.16%



DISCLAIMER : This Report is **PRIVATE & CONFIDENTIAL** and it is prepared at the request of and for its use by the Subscriber only. The Subscriber shall use the contents of the Report merely as an aid to its business. Mira Inform Private Limited ("MIPL") has collated information/data in the Report, which have not been verified unless otherwise specifically mentioned in the Report. The Subscriber shall independently verify the accuracy and correctness of the information/data before in any way acting upon the same. MIPL shall not be liable for any harm, injury, loss or damage caused to the Subscriber due to default by the Subscriber's debtors/beneficiaries in fulfilling their obligations of any nature whatsoever. This Report or any of its portion shall not be used as a documentary evidence or otherwise before any investigative agencies or forum of law. This Report is confidential and proprietary to MIPL. The Subscriber and/or any other person(s) may not reproduce, publish or disclose any of the contents of the Report to others without the express authorization of MIPL. This Report is prepared and issued to the Subscriber without any risk, responsibility or liability on the part of MIPL or its officials.

ABRIDGED BALANCE SHEET (CONSOLIDATED)

SOURCES OF FUNDS	31.03.2017	31.03.2016
I. EQUITY AND LIABILITIES		
(1) Shareholders' Funds		
(a) Share Capital	58.523	58.523
(b) Reserves and Surplus	788.233	663.675
(c) Money received against share warrants	0.000	0.000
(2) Share Application money pending allotment	0.000	0.000
Total Shareholders' Funds (1) + (2)	846.756	722.198
(3) Non-Current Liabilities		
(a) long-term borrowings	139.145	99.783
(b) Deferred tax liabilities (Net)	57.972	13.099
(c) Other long-term liabilities	19.459	1.541
(d) long-term provisions	1.175	1.013
Total Non-current Liabilities (3)	217.751	115.436
(4) Current Liabilities		
(a) Short-term borrowings	616.652	313.833
(b) Trade payables	1205.180	461.810
(c) Other current liabilities	218.776	61.176
(d) Short-term provisions	16.178	9.669
Total Current Liabilities (4)	2056.786	846.488
TOTAL	3121.293	1684.122
II. ASSETS		
(1) Non-current assets		
(a) Fixed Assets		
(i) Tangible assets	326.704	184.588
(ii) Intangible Assets	0.000	0.000
(iii) Tangible assets capital work-in-progress	22.330	57.195
(iv) Intangible assets under development	0.000	0.000
(b) Non-current Investments	74.188	74.578
(c) Deferred tax assets (net)	0.000	0.000
(d) Long-term loans and advances	207.620	64.565
(e) Other Non-current assets	0.000	0.000
Total Non-Current Assets	630.842	380.926
(2) Current assets		
(a) Current investments	0.000	13.000
(b) Inventories	682.612	467.056
(c) Trade receivables	1371.212	557.768

DISCLAIMER : This Report is **PRIVATE & CONFIDENTIAL** and it is prepared at the request of and for its use by the Subscriber only. The Subscriber shall use the contents of the Report merely as an aid to its business. Mira Inform Private Limited ("MIPL") has collated information/data in the Report, which have not been verified unless otherwise specifically mentioned in the Report. The Subscriber shall independently verify the accuracy and correctness of the information/data before in any way acting upon the same. MIPL shall not be liable for any harm, injury, loss or damage caused to the Subscriber due to default by the Subscriber's debtors/beneficiaries in fulfilling their obligations of any nature whatsoever. This Report or any of its portion shall not be used as a documentary evidence or otherwise before any investigative agencies or forum of law. This Report is confidential and proprietary to MIPL. The Subscriber and/or any other person(s) may not reproduce, publish or disclose any of the contents of the Report to others without the express authorization of MIPL. This Report is prepared and issued to the Subscriber without any risk, responsibility or liability on the part of MIPL or its officials.

(d) Cash and bank balances		294.128	97.867
(e) Short-term loans and advances		141.986	165.773
(f) Other current assets		0.513	1.732
Total Current Assets		2490.451	1303.196
TOTAL		3121.293	1684.122

PROFIT & LOSS ACCOUNT (CONSOLIDATED)

	PARTICULARS	31.03.2017	31.03.2016
	SALES		
	Income	3945.932	2683.861
	Other Income	14.477	17.824
	TOTAL	3960.409	2701.685
Less	EXPENSES		
	Cost of Materials Consumed	2047.504	1728.719
	Purchases of Stock-in-Trade	940.743	248.393
	Changes in inventories of finished goods, work-in-progress and Stock-in-Trade	(144.974)	67.845
	Employee benefit expense	177.264	90.300
	CSR expenditure	2.212	1.000
	Other expenses	574.600	333.669
	TOTAL	3597.349	2469.926
	PROFIT/ (LOSS) BEFORE INTEREST, TAX, DEPRECIATION AND AMORTISATION	363.060	231.759
Less	FINANCIAL EXPENSES	115.768	80.076
	PROFIT / (LOSS) BEFORE TAX, DEPRECIATION AND AMORTISATION	247.292	151.683
Less/ Add	DEPRECIATION/ AMORTISATION	43.110	35.689
	PROFIT/ (LOSS) BEFORE TAX	204.182	115.994
Less	TAX	79.484	38.329
	PROFIT/ (LOSS) AFTER TAX	124.698	77.665
	Share of profit (loss) of associates	(0.140)	1.219
	TOTAL PROFIT (LOSS) FOR PERIOD	124.558	78.885
	Earnings / (Loss) Per Share (INR)	213.08	132.71

DISCLAIMER : This Report is **PRIVATE & CONFIDENTIAL** and it is prepared at the request of and for its use by the Subscriber only. The Subscriber shall use the contents of the Report merely as an aid to its business. Mira Inform Private Limited ("MIPL") has collated information/data in the Report, which have not been verified unless otherwise specifically mentioned in the Report. The Subscriber shall independently verify the accuracy and correctness of the information/data before in any way acting upon the same. MIPL shall not be liable for any harm, injury, loss or damage caused to the Subscriber due to default by the Subscriber's debtors/beneficiaries in fulfilling their obligations of any nature whatsoever. This Report or any of its portion shall not be used as a documentary evidence or otherwise before any investigative agencies or forum of law. This Report is confidential and proprietary to MIPL. The Subscriber and/or any other person(s) may not reproduce, publish or disclose any of the contents of the Report to others without the express authorization of MIPL. This Report is prepared and issued to the Subscriber without any risk, responsibility or liability on the part of MIPL or its officials.

LOCAL AGENCY FURTHER INFORMATION

Sr. No.	Check list by info agents	Available in Report (Yes/No)
1	Year of establishment	Yes
2	Constitution of the entity -Incorporation details	Yes
3	Locality of the entity	Yes
4	Premises details	No
5	Buyer visit details	--
6	Contact numbers	Yes
7	Name of the person contacted	Yes
8	Designation of contact person	Yes
9	Promoter's background	Yes
10	Date of Birth of Proprietor / Partners / Directors	Yes
11	Pan Card No. of Proprietor / Partners	No
12	Voter Id Card No. of Proprietor / Partners	No
13	Type of business	Yes
14	Line of Business	Yes
15	Export/import details (if applicable)	Yes
16	No. of employees	Yes
17	Details of sister concerns	Yes
18	Major suppliers	No
19	Major customers	Yes
20	Banking Details	Yes
21	Banking facility details	Yes
22	Conduct of the banking account	--
23	Financials, if provided	Yes
24	Capital in the business	Yes
25	Last accounts filed at ROC, if applicable	Yes
26	Turnover of firm for last four years	Yes
27	Reasons for variation <> 20%	Yes
28	Estimation for coming financial year	No
29	Profitability for last three years	Yes
30	Major shareholders, if available	Yes
31	External Agency Rating, if available	Yes
32	Litigations that the firm/promoter involved in	--
33	Market information	--
34	Payments terms	Yes
35	Negative Reporting by Auditors in the Annual Report	No

COMPANY OVERVIEW

Subject is a private limited company domiciled in India and has its registered office at Kolkata, West Bengal. The Company is engaged in the manufacture of conductors, cables, wire and is also engaged in Rural Electrification EPC Projects in India.

UNSECURED LOANS:

(INR In Million)

Particulars	As on 31.03.2017	As on 31.03.2016
LONG TERM BORROWING		
Other loans and advances, others	3.299	0.718
Loans and advances from others	126.558	78.052
SHORT TERM BORROWING		
Rupee term loans from banks	100.000	0.000
Other loans and advances	0.000	128.576
Total	229.857	207.346

INDEX OF CHARGE:

SNO	SRN	CHARGE ID	CHARGE HOLDER NAME	DATE OF CREATION	AMOUNT	ADDRESS
1	H30485635	100218435	STATE BANK OF INDIA	20/11/2018	250000000.0	SME CAMAC STREET BRANCH8, CAMAC STREET, SHANTINIKETAN BUILDING, 1ST FLOOR KOLKATAWB700017IN
2	H28224764	100215324	CANARA BANK	01/11/2018	1750000000.0	PRIME CORPORATE BRANCH BELLS HOUSE, GROUND FLOOR, 21 CAMAC STREET KOLKATAWB700016IN
3	H14504542	100203229	BANK OF BARODA	13/09/2018	500000000.0	CORPORATE FINANCIAL SERVICES BRANCH 4 INDIA EXCHANGE PLACE 1ST FLOOR KOLKATAWB700001IN
4	H15846611	100204180	HDFC BANK LIMITED	25/07/2018	500000000.0	HDFC BANK HOUSE SENAPATI BAPAT MARG LOWER PAREL WMUMBAIMH400013IN
5	H01061944	100196652	INDUSIND BANK LTD.	06/07/2018	700000000.0	SAVITRI TOWERS 3A, UPPER WOOD STREET KOLKATAWB700016IN
6	H01934348	100196846	IDFC BANK LTD.	29/05/2018	250000000.0	64B, BALLYGUNGE CIRCULAR ROAD KOLKATAWB700019IN
7	G88287289	100179484	RBL BANK LTD.	25/05/2018	250000000.0	1ST FLOOR, THAPAR HOUSE 25 BRABOURNE ROAD, KOLKATAWB700001IN
8	G90668161	100185073	CANARA	18/05/2018	832000000.0	PRIME CORPORATE

DISCLAIMER : This Report is **PRIVATE & CONFIDENTIAL** and it is prepared at the request of and for its use by the Subscriber only. The Subscriber shall use the contents of the Report merely as an aid to its business. Mira Inform Private Limited ("MIPL") has collated information/data in the Report, which has not been verified unless otherwise specifically mentioned in the Report. The Subscriber shall independently verify the accuracy and correctness of the information/data before in any way acting upon the same. MIPL shall not be liable for any harm, injury, loss or damage caused to the Subscriber due to default by the Subscriber's debtors/beneficiaries in fulfilling their obligations of any nature whatsoever. This Report or any of its portion shall not be used as a documentary evidence or otherwise before any investigative agencies or forum of law. This Report is confidential and proprietary to MIPL. The Subscriber and/or any other person(s) may not reproduce, publish or disclose any of the contents of the Report to others without the express authorization of MIPL. This Report is prepared and issued to the Subscriber without any risk, responsibility or liability on the part of MIPL or its officials.

			BANK			BRANCHBELLS HOUSE, GROUND FLOOR, 21 CAMAC STREETKOLKATAWB700016IN
9	G88840202	100180858	CANARA BANK	08/05/2018	247700000.0	PRIME CORPORATE BRANCHBELLS HOUSE, GROUND FLOOR, 21 CAMAC STREETKOLKATAWB700016IN
10	G67252742	100136519	HDFC BANK LIMITED	11/10/2017	140000000.0	HDFC BANK HOUSESENAPATI BAPAT MARG, LOWER PAREL (W)MUMBAIMH400013IN

FIXED ASSETS:

Tangible assets

- Land
- Buildings
- Plant and equipment
- Furniture and fixtures
- Vehicles
- Office equipment
- Computer equipments

CMT REPORT (Corruption, Money Laundering & Terrorism]

The Public Notice information has been collected from various sources including but not limited to: **The Courts, India Prisons Service, Interpol, etc.**

1] INFORMATION ON DESIGNATED PARTY

No records exist designating subject or any of its beneficial owners, controlling shareholders or senior officers as terrorist or terrorist organization or whom notice had been received that all financial transactions involving their assets have been blocked or convicted, found guilty or against whom a judgement or order had been entered in a proceedings for violating money-laundering, anti-corruption or bribery or international economic or anti-terrorism sanction laws or whose assets were seized, blocked, frozen or ordered forfeited for violation of money laundering or international anti-terrorism laws.

2] Court Declaration :

No records exist to suggest that subject is or was the subject of any formal or informal allegations, prosecutions or other official proceeding for making any prohibited payments or other improper payments to government officials for engaging in prohibited transactions or with designated parties.

3] Asset Declaration :

No records exist to suggest that the property or assets of the subject are derived from criminal conduct or a prohibited transaction.

4] Record on Financial Crime :

Charges or conviction registered against subject: **None**

5] Records on Violation of Anti-Corruption Laws :

Charges or investigation registered against subject: **None**

6] Records on Int'l Anti-Money Laundering Laws/Standards :

Charges or investigation registered against subject: **None**

7] Criminal Records

No available information exist that suggest that subject or any of its principals have been formally charged or convicted by a competent governmental authority for any financial crime or under any formal investigation by a competent government authority for any violation of anti-corruption laws or international anti-money laundering laws or standard.

8] Affiliation with Government :

No record exists to suggest that any director or indirect owners, controlling shareholders, director, officer or employee of the company is a government official or a family member or close business associate of a Government official.

9] Compensation Package :

Our market survey revealed that the amount of compensation sought by the subject is fair and reasonable and comparable to compensation paid to others for similar services.

10] Press Report :

No press reports / filings exists on the subject.

CORPORATE GOVERNANCE

MIRA INFORM as part of its Due Diligence do provide comments on Corporate Governance to identify management and governance. These factors often have been predictive and in some cases have created vulnerabilities to credit deterioration.

Our Governance Assessment focuses principally on the interactions between a company's management, its Board of Directors, Shareholders and other financial stakeholders.

CONTRAVENTION

Subject is not known to have contravened any existing local laws, regulations or policies that prohibit, restrict or otherwise affect the terms and conditions that could be included in the agreement with the subject.

FOREIGN EXCHANGE RATES

Currency	Unit	INR
US Dollar	1	INR 70.64
UK Pound	1	INR 90.02
Euro	1	INR 80.26

INFORMATION DETAILS

Information Gathered by :	AKY
Analysis Done by :	NIS
Report Prepared by :	KVT

SCORE FACTORS

DEMERIT POINTS		
--BANK CHARGES	YES/NO	YES
--LITIGATION	YES/NO	NO
--OTHER ADVERSE INFORMATION	YES/NO	NO
MERIT POINTS		
--SOLE DISTRIBUTORSHIP	YES/NO	NO
--EXPORT ACTIVITIES	YES/NO	NO
--AFFILIATION	YES/NO	YES
--LISTED	YES/NO	NO
--OTHER MERIT FACTORS	YES/NO	YES

RATING EXPLANATIONS

Credit Rating	Explanation	Rating Comments
A++	Minimum Risk	Business dealings permissible with minimum risk of default
A+	Low Risk	Business dealings permissible with low risk of default
A	Acceptable Risk	Business dealings permissible with moderate risk of default
B	Medium Risk	Business dealings permissible on a regular monitoring basis
C	Medium High Risk	Business dealings permissible preferably on secured basis
D	High Risk	Business dealing not recommended or on secured terms only
NB	New Business	No recommendation can be done due to business in infancy stage
NT	No Trace	No recommendation can be done as the business is not traceable

NB is stated where there is insufficient information to facilitate rating. However, it is not to be considered as unfavourable.

This score serves as a reference to assess SC's credit risk and to set the amount of credit to be extended. It is calculated from a composite of weighted scores obtained from each of the major sections of this report. The assessed factors are as follows:

- Financial condition covering various ratios
- Company background and operations size
- Promoters / Management background
- Payment record
- Litigation against the subject
- Industry scenario / competitor analysis
- Supplier / Customer / Banker review (wherever available)

DISCLAIMER : This Report is **PRIVATE & CONFIDENTIAL** and it is prepared at the request of and for its use by the Subscriber only. The Subscriber shall use the contents of the Report merely as an aid to its business. Mira Inform Private Limited ("MIPL") has collated information/data in the Report, which have not been verified unless otherwise specifically mentioned in the Report. The Subscriber shall independently verify the accuracy and correctness of the information/data before in any way acting upon the same. MIPL shall not be liable for any harm, injury, loss or damage caused to the Subscriber due to default by the Subscriber's debtors/beneficiaries in fulfilling their obligations of any nature whatsoever. This Report or any of its portion shall not be used as a documentary evidence or otherwise before any investigative agencies or forum of law. This Report is confidential and proprietary to MIPL. The Subscriber and/or any other person(s) may not reproduce, publish or disclose any of the contents of the Report to others without the express authorization of MIPL. This Report is prepared and issued to the Subscriber without any risk, responsibility or liability on the part of MIPL or its officials.