

MIRA INFORM REPORT

Report No. :	543426
Report Date :	05.12.2018

IDENTIFICATION DETAILS

Name :	TJX UK
Formerly Known As :	TK MAXX
Registered Office :	50 Clarendon Road Watford Hertfordshire Wd17 1tx
Country :	United Kingdom
Financials (as on) :	03.02.2018
Date of Incorporation :	18.08.1995
Com. Reg. No.:	03094828
Legal Form :	Private unlimited with Share Capital
Line of Business :	<ul style="list-style-type: none"> Other retail sale of new goods in specialised stores (not commercial art galleries and opticians) Retailing of fashionable, quality, brand name merchandise.
No. of Employees :	20177

RATING & COMMENTS

(Mira Inform has adopted New Rating mechanism w.e.f. 23rd January 2017)

MIRA's Rating :

A

Credit Rating	Explanation	Rating Comments
A	Acceptable Risk	Business dealings permissible with moderate risk of default

Status :	Good
-----------------	------

DISCLAIMER : This Report is **PRIVATE & CONFIDENTIAL** and it is prepared at the request of and for its use by the Subscriber only. The Subscriber shall use the contents of the Report merely as an aid to its business. Mira Inform Private Limited ("MIPL") has collated information/data in the Report, which have not been verified unless otherwise specifically mentioned in the Report. The Subscriber shall independently verify the accuracy and correctness of the information/data before in any way acting upon the same. MIPL shall not be liable for any harm, injury, loss or damage caused to the Subscriber due to default by the Subscriber's debtors/beneficiaries in fulfilling their obligations of any nature whatsoever. This Report or any of its portion shall not be used as a documentary evidence or otherwise before any investigative agencies or forum of law. This Report is confidential and proprietary to MIPL. The Subscriber and/or any other person(s) may not reproduce, publish or disclose any of the contents of the Report to others without the express authorization of MIPL. This Report is prepared and issued to the Subscriber without any risk, responsibility or liability on the part of MIPL or its officials.

TJX UK - 543426

PAGE NO. : 2

Payment Behaviour :	Regular
Litigation :	Clear

NOTES :

Any query related to this report can be made on e-mail : infodept@mirainform.com while quoting report number, name and date.

ECGC Country Risk Classification List

Country Name	Previous Rating (30.06.2018)	Current Rating (30.09.2018)
United Kingdom	A1	A1

Risk Category	ECGC Classification
Insignificant	A1
Low Risk	A2
Moderately Low Risk	B1
Moderate Risk	B2
Moderately High Risk	C1
High Risk	C2
Very High Risk	D

DISCLAIMER : This Report is **PRIVATE & CONFIDENTIAL** and it is prepared at the request of and for its use by the Subscriber only. The Subscriber shall use the contents of the Report merely as an aid to its business. Mira Inform Private Limited ("MIPL") has collated information/data in the Report, which have not been verified unless otherwise specifically mentioned in the Report. The Subscriber shall independently verify the accuracy and correctness of the information/data before in any way acting upon the same. MIPL shall not be liable for any harm, injury, loss or damage caused to the Subscriber due to default by the Subscriber's debtors/beneficiaries in fulfilling their obligations of any nature whatsoever. This Report or any of its portion shall not be used as a documentary evidence or otherwise before any investigative agencies or forum of law. This Report is confidential and proprietary to MIPL. The Subscriber and/or any other person(s) may not reproduce, publish or disclose any of the contents of the Report to others without the express authorization of MIPL. This Report is prepared and issued to the Subscriber without any risk, responsibility or liability on the part of MIPL or its officials.

UNITED KINGDOM - ECONOMIC OVERVIEW

The UK, a leading trading power and financial center, is the third largest economy in Europe after Germany and France. Agriculture is intensive, highly mechanized, and efficient by European standards, producing about 60% of food needs with less than 2% of the labor force. The UK has large coal, natural gas, and oil resources, but its oil and natural gas reserves are declining; the UK has been a net importer of energy since 2005. Services, particularly banking, insurance, and business services, are key drivers of British GDP growth. Manufacturing, meanwhile, has declined in importance but still accounts for about 10% of economic output.

In 2008, the global financial crisis hit the economy particularly hard, due to the importance of its financial sector. Falling home prices, high consumer debt, and the global economic slowdown compounded the UK's economic problems, pushing the economy into recession in the latter half of 2008 and prompting the then BROWN (Labour) government to implement a number of measures to stimulate the economy and stabilize the financial markets. Facing burgeoning public deficits and debt levels, in 2010 the then CAMERON-led coalition government (between Conservatives and Liberal Democrats) initiated an austerity program, which has continued under the Conservative government. However, the deficit still remains one of the highest in the G7, standing at 3.6% of GDP as of 2017, and the UK has pledged to lower its corporation tax from 20% to 17% by 2020. The UK had a debt burden of 90.4% GDP at the end of 2017.

The UK economy has begun to slow since the referendum vote to leave the EU in June 2016. A sustained depreciation of the British pound has increased consumer and producer prices, weighing on consumer spending without spurring a meaningful increase in exports. The UK has an extensive trade relationship with other EU members through its single market membership, and economic observers have warned the exit will jeopardize its position as the central location for European financial services. Prime Minister MAY is seeking a new "deep and special" trade relationship with the EU following the UK's exit. However, economists doubt that the UK will be able to preserve the benefits of EU membership without the obligations. The UK is expected to officially leave the EU by the end of March 2019.

Source : CIA

COMPANY NAME AND ADDRESS

Company Name: TJX UK
Company No: 03094828
Company Status: Active - Accounts Filed
Status: Active
Registered Address: 50 CLARENDON ROAD WATFORD HERTFORDSHIRE WD17 1TX

COMPANY NAME

TJX UK

COMPANY NUMBER

03094828

COMPANY SUMMARY

Registered Address 50 CLARENDON ROAD
WATFORD
HERTFORDSHIRE
WD17 1TX
Trading Address 50 Clarendon Road
Watford
Hertfordshire
WD17 1TX
Website Address <http://www.tkmaxx.com>
Telephone Number 01438728408
Fax Number
TPS No
FPS Yes
Incorporation Date 18/08/1995
Previous Name TK MAXX
Type Private unlimited with Share Capital
FTSE Index -
Date of Change 12/03/2008
Filing Date of Accounts 27/09/2018
Currency GBP
Share Capital £74,223,263
SIC07 47789
Charity Number -

DISCLAIMER : This Report is **PRIVATE & CONFIDENTIAL** and it is prepared at the request of and for its use by the Subscriber only. The Subscriber shall use the contents of the Report merely as an aid to its business. Mira Inform Private Limited ("MIPL") has collated information/data in the Report, which have not been verified unless otherwise specifically mentioned in the Report. The Subscriber shall independently verify the accuracy and correctness of the information/data before in any way acting upon the same. MIPL shall not be liable for any harm, injury, loss or damage caused to the Subscriber due to default by the Subscriber's debtors/beneficiaries in fulfilling their obligations of any nature whatsoever. This Report or any of its portion shall not be used as a documentary evidence or otherwise before any investigative agencies or forum of law. This Report is confidential and proprietary to MIPL. The Subscriber and/or any other person(s) may not reproduce, publish or disclose any of the contents of the Report to others without the express authorization of MIPL. This Report is prepared and issued to the Subscriber without any risk, responsibility or liability on the part of MIPL or its officials.

TJX UK - 543426

PAGE NO. : 5

SIC07 Description OTHER RETAIL SALE OF NEW GOODS IN SPECIALISED STORES (NOT
COMMERCIAL ART GALLERIES AND OPTICIANS)
Principal Activity Retailing of fashionable, quality, brand name merchandise.

ADDITIONAL INFORMATION

CCJ's 0 (£0)
No CCJ Information To Display
Ultimate Holding Company TJX COMPANIES INC (THE)
Accountant -
Mortgages 1
Group 12 companies
Linkages 22 companies
Countries In 4 countries

KEY FINANCIALS

Year to Date	Turnover	Pre Tax Profit	Shareholder's Funds	Employees
03/02/2018	£2,968,600,000	£87,100,000	£645,600,000	20177
28/01/2017	£2,684,000,000	£111,400,000	£640,500,000	18954
30/01/2016	£2,434,000,000	£142,300,000	£599,400,000	17736

MORTGAGE SUMMARY

Total Mortgage 1
Outstanding 1
Satisfied 0

TRADE DEBTORS / BAD DEBT SUMMARY

Total Number of Documented Trade 0
Total Value of Documented Trade £0

COMMENTARY

This company's return on total assets employed ratio indicates a highly efficient use of assets.
This company has made late payments on a medium percentage of invoices.
This company's ratio of total liabilities to total assets indicates the presence of moderate equity funding.

DISCLAIMER : This Report is **PRIVATE & CONFIDENTIAL** and it is prepared at the request of and for its use by the Subscriber only. The Subscriber shall use the contents of the Report merely as an aid to its business. Mira Inform Private Limited ("MIPL") has collated information/data in the Report, which have not been verified unless otherwise specifically mentioned in the Report. The Subscriber shall independently verify the accuracy and correctness of the information/data before in any way acting upon the same. MIPL shall not be liable for any harm, injury, loss or damage caused to the Subscriber due to default by the Subscriber's debtors/beneficiaries in fulfilling their obligations of any nature whatsoever. This Report or any of its portion shall not be used as a documentary evidence or otherwise before any investigative agencies or forum of law. This Report is confidential and proprietary to MIPL. The Subscriber and/or any other person(s) may not reproduce, publish or disclose any of the contents of the Report to others without the express authorization of MIPL. This Report is prepared and issued to the Subscriber without any risk, responsibility or liability on the part of MIPL or its officials.

The company has more cash than short term bank borrowings.

CCJ

Total Number of Exact CCJs -	0	Total Value of Exact CCJs -	
Total Number of Possible CCJs -	0	Total Value of Possible CCJs -	
Total Number of Satisfied CCJs -	0	Total Value of Satisfied CCJs -	
Total Number of Writs -	-		

Total Current Directors	3	Total Current Secretaries	3
Total Previous Directors / Company Secretaries	16	Total Person's With Significant Control	1

CURRENT DIRECTORS

Title	Ms	Function	Director
Name	Mary Blier Reynolds	Nationality	American
Date of Birth	12/1955	Present Appointments	8
Latest Address	50 Clarendon Road, Watford, Hertfordshire	Appointment Date	06/06/2006
Post Code	WD17 1TX		
Title	Mr	Function	Director
Name	David Lawrence Averill	Nationality	American
Date of Birth	01/1967	Present Appointments	10
Latest Address	50 Clarendon Road, Watford, Hertfordshire	Appointment Date	19/10/2012
Post Code	WD17 1TX		

Title	Mr	Function	Director
Name	John Joseph Klinger	Nationality	American
Date of Birth	07/1964	Present Appointments	10
Latest Address	770 Cochituate Road, Framingham, Massachusetts Ma 01701	Appointment Date	23/10/2015
Post Code			

CURRENT COMPANY SECRETARY

Title	Ms	Function	Company Secretary
Name	Susan Beaumont	Nationality	British
Date of Birth	-	Present Appointments	3
Latest Address	50 Clarendon Road, Watford, Hertfordshire	Appointment Date	07/06/2005
Post Code	WD17 1TX		
Title	Ms	Function	Company Secretary
Name	Lisa Schwartz	Nationality	British
Date of Birth	-	Present Appointments	4
Latest Address	50 Clarendon Road, Watford, Hertfordshire	Appointment Date	07/06/2005
Post Code	WD17 1TX		

Title	Ms	Function	Company Secretary
Name	Alicia Colarte Kelly	Nationality	British
Date of Birth	-	Present Appointments	4
Latest Address	50 Clarendon Road, Watford, Hertfordshire	Appointment Date	03/06/2008
Post Code	WD17 1TX		

TOP SHAREHOLDERS

Name	Currency	Share Count	Share Type	Nominal Value	% of Total Share Count
TJX EUROPE LTD	GBP	48,888,262	ORDINARY	1	65.87
TJX EUROPE LTD	GBP	25,335,000	REDEEMABLE PREFERENCE	1	34.13
TK MAXX	GBP	1	ORDINARY	1	0

FINANCIALS
















Profit & Loss

	Date Of Accounts	03/02/18	(%)	28/01/17	(%)	30/01/16	(%)	31/01/15	(%)	01/02/14
	Weeks	53	(%)	52	(%)	52	(%)	52	(%)	52
	Currency	GBP	(%)	GBP	(%)	GBP	(%)	GBP	(%)	GBP
	Consolidated A/cs	N	(%)	N	(%)	N	(%)	N	(%)	N




DISCLAIMER : This Report is **PRIVATE & CONFIDENTIAL** and it is prepared at the request of and for its use by the Subscriber only. The Subscriber shall use the contents of the Report merely as an aid to its business. Mira Inform Private Limited ("MIPL") has collated information/data in the Report, which have not been verified unless otherwise specifically mentioned in the Report. The Subscriber shall independently verify the accuracy and correctness of the information/data before in any way acting upon the same. MIPL shall not be liable for any harm, injury, loss or damage caused to the Subscriber due to default by the Subscriber's debtors/beneficiaries in fulfilling their obligations of any nature whatsoever. This Report or any of its portion shall not be used as a documentary evidence or otherwise before any investigative agencies or forum of law. This Report is confidential and proprietary to MIPL. The Subscriber and/or any other person(s) may not reproduce, publish or disclose any of the contents of the Report to others without the express authorization of MIPL. This Report is prepared and issued to the Subscriber without any risk, responsibility or liability on the part of MIPL or its officials.

TJX UK - 543426

PAGE NO. : 8

	Turnover	£2,968,600,000	10.6%	£2,684,000,000	10.3%	£2,434,000,000	10.9%	£2,195,400,000	10%	£1,995,000,000
	Export	-	-	-	-	-	-	-	-	-
	Cost of Sales	£2,546,100,000	12.2%	£2,269,200,000	7%	£2,120,100,000	9.9%	£1,928,600,000	9.1%	£1,767,200,000
	Gross Profit	£422,500,000	1.9%	£414,800,000	32.1%	£313,900,000	17.7%	£266,800,000	17.1%	£227,800,000
	Wages & Salaries	£413,500,000	12.6%	£367,100,000	15.8%	£317,000,000	10.2%	£287,700,000	7.7%	£267,200,000
	Directors Emoluments	-	-	-	-100%	£800,000	-50%	£1,600,000	6.7%	£1,500,000
	Operating Profit	£69,600,000	-22.9%	£90,300,000	-34.6%	£138,000,000	13%	£122,100,000	34%	£91,100,000
	Depreciation	£69,500,000	6.1%	£65,500,000	8.8%	£60,200,000	8.1%	£55,700,000	5.5%	£52,800,000
	Audit Fees	£300,000	50%	£200,000	-	£200,000	-	£200,000	100%	£100,000
	Interest Payments	£2,200,000	99.9%	£200,000	-60%	£500,000	25%	£400,000	-80%	£2,000,000
	Pre Tax Profit	£87,100,000	-21.8%	£111,400,000	-21.7%	£142,300,000	11.2%	£128,000,000	39.9%	£91,500,000
	Taxation	-£12,400,000	20.5%	-£15,600,000	32.5%	-£23,100,000	5.5%	-£21,900,000	17.7%	-£18,600,000
	Profit After Tax	£74,700,000	-22%	£95,800,000	-19.6%	£119,200,000	12.3%	£106,100,000	45.5%	£72,900,000
	Dividends Payable	£62,500,000	40.1%	£44,600,000	-17.7%	£54,200,000	22.5%	£16,500,000	560%	£2,500,000
	Retained Profit	£12,200,000	-76.2%	£51,200,000	-21.2%	£65,000,000	-27.5%	£89,600,000	27.3%	£70,400,000

Balance Sheet

	Date Of Accounts	03/02/18	(%)	28/01/17	(%)	30/01/16	(%)	31/01/15	(%)	01/02/14
	Tangible Assets	£591,300,000	5.2%	£562,200,000	35.8%	£414,100,000	23%	£336,800,000	7.1%	£314,500,000
	Intangible Assets	0	-	0	-	0	-	0	-	0
	Total Fixed	£591,300,000	5.2%	£562,200,000	35.8%	£414,100,000	23%	£336,800,000	7.1%	£314,500,000






DISCLAIMER : This Report is **PRIVATE & CONFIDENTIAL** and it is prepared at the request of and for its use by the Subscriber only. The Subscriber shall use the contents of the Report merely as an aid to its business. Mira Inform Private Limited ("MIPL") has collated information/data in the Report, which have not been verified unless otherwise specifically mentioned in the Report. The Subscriber shall independently verify the accuracy and correctness of the information/data before in any way acting upon the same. MIPL shall not be liable for any harm, injury, loss or damage caused to the Subscriber due to default by the Subscriber's debtors/beneficiaries in fulfilling their obligations of any nature whatsoever. This Report or any of its portion shall not be used as a documentary evidence or otherwise before any investigative agencies or forum of law. This Report is confidential and proprietary to MIPL. The Subscriber and/or any other person(s) may not reproduce, publish or disclose any of the contents of the Report to others without the express authorization of MIPL. This Report is prepared and issued to the Subscriber without any risk, responsibility or liability on the part of MIPL or its officials.

	Assets									
	Stock	£341,100,000	24.7%	£273,600,000	3.3%	£264,900,000	10.6%	£239,500,000	6.3%	£225,300,000
	Trade Debtors	£20,200,000	11%	£18,200,000	355%	£4,000,000	263.6%	£1,100,000	83.3%	£600,000
	Cash	£141,200,000	-19.4%	£175,100,000	-1.3%	£177,400,000	-10.8%	£198,900,000	17.1%	£169,900,000
	Other Debtors	£140,500,000	-2.5%	£144,100,000	-14%	£167,500,000	-25.6%	£225,000,000	-8.7%	£246,400,000
	Miscellaneous Current Assets	0	-	0	-	0	-	0	-	0
	Total Current Assets	£643,000,000	5.2%	£611,000,000	-0.5%	£613,800,000	-7.6%	£664,500,000	3.5%	£642,200,000
	Trade Creditors	£271,700,000	15.3%	£235,600,000	34.3%	£175,400,000	14.3%	£153,400,000	5.6%	£145,200,000
	Bank Loans & Overdrafts	0	-	0	-	0	-	0	-	0
	Other Short Term Finance	£26,800,000	28.8%	£20,800,000	16.9%	£17,800,000	-77.5%	£79,200,000	-37.6%	£126,900,000
	Miscellaneous Current Liabilities	£152,400,000	5.4%	£144,600,000	18.6%	£121,900,000	8.2%	£112,700,000	3.3%	£109,100,000
	Total Current Liabilities	£450,900,000	12.4%	£401,000,000	27.3%	£315,100,000	-8.7%	£345,300,000	-9.4%	£381,200,000
	Bank Loans & Overdrafts and LTL	£137,800,000	4.6%	£131,700,000	16.1%	£113,400,000	5%	£108,000,000	46.3%	£73,800,000
	Other Long Term Finance	£25,300,000	-	£25,300,000	-	£25,300,000	-	£25,300,000	-	£25,300,000
	Total Long Term Liabilities	£137,800,000	4.6%	£131,700,000	16.1%	£113,400,000	5%	£108,000,000	46.3%	£73,800,000






Capital & Reserves

	Date Of	03/02/18	(%)	28/01/17	(%)	30/01/16	(%)	31/01/15	(%)	01/02/14
--	---------	----------	-----	----------	-----	----------	-----	----------	-----	----------





DISCLAIMER : This Report is **PRIVATE & CONFIDENTIAL** and it is prepared at the request of and for its use by the Subscriber only. The Subscriber shall use the contents of the Report merely as an aid to its business. Mira Inform Private Limited ("MIPL") has collated information/data in the Report, which have not been verified unless otherwise specifically mentioned in the Report. The Subscriber shall independently verify the accuracy and correctness of the information/data before in any way acting upon the same. MIPL shall not be liable for any harm, injury, loss or damage caused to the Subscriber due to default by the Subscriber's debtors/beneficiaries in fulfilling their obligations of any nature whatsoever. This Report or any of its portion shall not be used as a documentary evidence or otherwise before any investigative agencies or forum of law. This Report is confidential and proprietary to MIPL. The Subscriber and/or any other person(s) may not reproduce, publish or disclose any of the contents of the Report to others without the express authorization of MIPL. This Report is prepared and issued to the Subscriber without any risk, responsibility or liability on the part of MIPL or its officials.

	Accounts									
	Called Up Share Capital	£48,900,000	-	£48,900,000	-	£48,900,000	-	£48,900,000	-	£48,900,000
	P & L Account Reserve	£580,900,000	0%	£580,700,000	6.5%	£545,200,000	13.5%	£480,200,000	14%	£421,200,000
	Revaluation Reserve	-	-	-	-	-	-	-	-	-
	Sundry Reserves	£15,800,000	45%	£10,900,000	105.7%	£5,300,000	-72%	£18,900,000	-40.2%	£31,600,000
	Shareholder Funds	£645,600,000	0.8%	£640,500,000	6.9%	£599,400,000	9.4%	£548,000,000	9.2%	£501,700,000

Other Financial Items

	Date Of Accounts	03/02/18	(%)	28/01/17	(%)	30/01/16	(%)	31/01/15	(%)	01/02/14
	Net Worth	£645,600,000	0.8%	£640,500,000	6.9%	£599,400,000	9.4%	£548,000,000	9.2%	£501,700,000
	Working Capital	£192,100,000	-8.5%	£210,000,000	-29.7%	£298,700,000	-6.4%	£319,200,000	22.3%	£261,000,000
	Total Assets	£1,234,300,000	5.2%	£1,173,200,000	14.1%	£1,027,900,000	2.7%	£1,001,300,000	4.7%	£956,700,000
	Total Liabilities	£588,700,000	10.5%	£532,700,000	24.3%	£428,500,000	-5.5%	£453,300,000	-0.4%	£455,000,000
	Net Assets	£645,600,000	0.8%	£640,500,000	6.9%	£599,400,000	9.4%	£548,000,000	9.2%	£501,700,000



Cash Flow

	Date Of Accounts	03/02/18	(%)	28/01/17	(%)	30/01/16	(%)	31/01/15	(%)	01/02/14
	Net Cashflow from Operations	-	-	-	-	-	-	-	-	-
	Net Cashflow before Financing	-	-	-	-	-	-	-	-	-
	Net Cashflow from Financing	-	-	-	-	-	-	-	-	-
	Increase in Cash	-	-	-	-	-	-	-	-	-















Miscellaneous

	Date Of Accounts	03/02/18	(%)	28/01/17	(%)	30/01/16	(%)	31/01/15	(%)	01/02/14
--	------------------	----------	-----	----------	-----	----------	-----	----------	-----	----------

DISCLAIMER : This Report is **PRIVATE & CONFIDENTIAL** and it is prepared at the request of and for its use by the Subscriber only. The Subscriber shall use the contents of the Report merely as an aid to its business. Mira Inform Private Limited ("MIPL") has collated information/data in the Report, which have not been verified unless otherwise specifically mentioned in the Report. The Subscriber shall independently verify the accuracy and correctness of the information/data before in any way acting upon the same. MIPL shall not be liable for any harm, injury, loss or damage caused to the Subscriber due to default by the Subscriber's debtors/beneficiaries in fulfilling their obligations of any nature whatsoever. This Report or any of its portion shall not be used as a documentary evidence or otherwise before any investigative agencies or forum of law. This Report is confidential and proprietary to MIPL. The Subscriber and/or any other person(s) may not reproduce, publish or disclose any of the contents of the Report to others without the express authorization of MIPL. This Report is prepared and issued to the Subscriber without any risk, responsibility or liability on the part of MIPL or its officials.

	Contingen t Liability	YES	-	YES	-	YES	-	YES	-	YES
	Capital Employed	£783,400,0 00	1.5 %	£772,200,0 00	8.3 %	£712,800,0 00	8.7 %	£656,000,0 00	14 %	£575,500,0 00
	Number of Employee s	20177	6.5 %	18954	6.9 %	17736	6.7 %	16630	6.2 %	15659
	Accounta nts									
	Auditors	PRICEWATERHOUSECOOPERS LLP								
	Auditor Comment s	The audit report contains no adverse comments								
	Bankers	NATIONAL WESTMINSTER BANK PLC								
	Bank Branch Code									

Ratios

	Date Of Accounts	03/02/18	28/01/17	30/01/16	31/01/15	01/02/14
	Pre-tax profit margin %	2.93	4.15	5.85	5.83	4.59
	Current ratio	1.43	1.52	1.95	1.92	1.68
	Sales/Net Working Capital	15.45	12.78	8.15	6.88	7.64
	Gearing %	21.30	20.60	18.90	19.70	14.70
	Equity in %	52.30	54.60	58.30	54.70	52.40
	Creditor Days	33.95	31.95	26.23	25.43	26.49
	Debtor Days	2.52	2.46	0.59	0.18	0.10
	Liquidity/Acid Test	0.66	0.84	1.10	1.23	1.09
	Return On Capital Employed %	11.11	14.42	19.96	19.51	15.89
	Return On Total Assets Employed %	7.05	9.49	13.84	12.78	9.56
	Current Debt Ratio	0.69	0.62	0.52	0.63	0.75
	Total Debt Ratio	0.91	0.83	0.71	0.82	0.90
	Stock Turnover Ratio %	11.49	10.19	10.88	10.90	11.29
	Return on Net Assets Employed %	13.49	17.39	23.74	23.35	18.23

Report Notes

There are no notes to display.

DISCLAIMER : This Report is **PRIVATE & CONFIDENTIAL** and it is prepared at the request of and for its use by the Subscriber only. The Subscriber shall use the contents of the Report merely as an aid to its business. Mira Inform Private Limited ("MIPL") has collated information/data in the Report, which have not been verified unless otherwise specifically mentioned in the Report. The Subscriber shall independently verify the accuracy and correctness of the information/data before in any way acting upon the same. MIPL shall not be liable for any harm, injury, loss or damage caused to the Subscriber due to default by the Subscriber's debtors/beneficiaries in fulfilling their obligations of any nature whatsoever. This Report or any of its portion shall not be used as a documentary evidence or otherwise before any investigative agencies or forum of law. This Report is confidential and proprietary to MIPL. The Subscriber and/or any other person(s) may not reproduce, publish or disclose any of the contents of the Report to others without the express authorization of MIPL. This Report is prepared and issued to the Subscriber without any risk, responsibility or liability on the part of MIPL or its officials.

TJX UK - 543426

PAGE NO. : 12

Status History

No Status History found

EVENT HISTORY

Date	Description
08/10/2018	New Accounts Filed
08/10/2018	New Accounts Filed
03/09/2018	Confirmation Statement
19/09/2017	Payment Data Update Received
18/09/2017	New Accounts Filed
18/09/2017	New Accounts Filed
28/08/2017	Confirmation Statement
07/02/2017	Ms A. McCauley has resigned as company secretary
28/10/2016	New Accounts Filed
28/10/2016	New Accounts Filed
26/08/2016	Annual Returns
29/06/2016	Payment Data Update Received
16/11/2015	New Accounts Filed
16/11/2015	New Accounts Filed
06/11/2015	New Board Member Mr J.J. Klinger appointed

PREVIOUS COMPANY NAMES

Date	Previous Name
12/03/2008	TK MAXX

Writ Details

No writs found

STATISTICS

Group	12 companies
Linkages	22 companies
Countries	In 4 countries

SUMMARY

Holding Company	TJX EUROPE LIMITED
------------------------	--------------------

DISCLAIMER : This Report is **PRIVATE & CONFIDENTIAL** and it is prepared at the request of and for its use by the Subscriber only. The Subscriber shall use the contents of the Report merely as an aid to its business. Mira Inform Private Limited ("MIPL") has collated information/data in the Report, which have not been verified unless otherwise specifically mentioned in the Report. The Subscriber shall independently verify the accuracy and correctness of the information/data before in any way acting upon the same. MIPL shall not be liable for any harm, injury, loss or damage caused to the Subscriber due to default by the Subscriber's debtors/beneficiaries in fulfilling their obligations of any nature whatsoever. This Report or any of its portion shall not be used as a documentary evidence or otherwise before any investigative agencies or forum of law. This Report is confidential and proprietary to MIPL. The Subscriber and/or any other person(s) may not reproduce, publish or disclose any of the contents of the Report to others without the express authorization of MIPL. This Report is prepared and issued to the Subscriber without any risk, responsibility or liability on the part of MIPL or its officials.

Ownership Status	Intermediately Owned
Ultimate Holding Company	TJX COMPANIES INC (THE)

GROUP STRUCTURE

Company Name	Registered Number	Latest Key Financials	Consol. Accounts	Turnover
☐ TJX COMPANIES INC (THE)	N/A	-	-	
☐ NBC ATLANTIC LTD	N/A	-	-	
☐ TJX EUROPE LIMITED	03094829	03.02.2018	N	
☐ NBC EUROPE LTD.	07850236	03.02.2018	N	
☐ TJX GERMANY LTD.	08625019	03.02.2018	N	£60,000
☐ TJX UK	03094828	03.02.2018	N	£2,968,600,000
☐ TJX EUROPE BUYING...	06846443	03.02.2018	N	£4,160,000
☐ TJX EUROPE BUYING...	07496828	03.02.2018	N	£9,125,000
☐ TJX EUROPE BUYING...	07503662	03.02.2018	N	£470,241,000
☐ TJX EUROPE BUYING...	03026299	03.02.2018	N	£179,596,000
☐ TJX IRELAND UNLIM...	IE316341	28.01.2017	N	
☐ TK MAXX	02774693	03.02.2018	N	£26,037,000

OTHER LINKED COMPANIES

Name	Number	Latest Key Financials	Turnover
JUSY MEAZZA BUYING COMPANY S.R.L.	FI588611	31.01.2018	€17,557,920
TJX NEDERLAND B.V.	62425102	28.01.2017	
NBC MERCHANTS INC		-	\$300,000,000
NBC CHARLOTTE MERCHANTS, INC		-	
MARSHALLS		-	\$9,405,000
MARSHALLS OF LAREDO TX INC		-	
SIERRA TRADING POST, INC.		-	\$70,000,000
TJ MAXX OF ILLINOIS LLC		-	
MARSHALLS, INC.		-	\$1,000,000,000
HG INDIANA DISTRIBUTORS INC		-	
TJX INCENTIVE SALES, INC		-	

DISCLAIMER : This Report is **PRIVATE & CONFIDENTIAL** and it is prepared at the request of and for its use by the Subscriber only. The Subscriber shall use the contents of the Report merely as an aid to its business. Mira Inform Private Limited ("MIPL") has collated information/data in the Report, which have not been verified unless otherwise specifically mentioned in the Report. The Subscriber shall independently verify the accuracy and correctness of the information/data before in any way acting upon the same. MIPL shall not be liable for any harm, injury, loss or damage caused to the Subscriber due to default by the Subscriber's debtors/beneficiaries in fulfilling their obligations of any nature whatsoever. This Report or any of its portion shall not be used as a documentary evidence or otherwise before any investigative agencies or forum of law. This Report is confidential and proprietary to MIPL. The Subscriber and/or any other person(s) may not reproduce, publish or disclose any of the contents of the Report to others without the express authorization of MIPL. This Report is prepared and issued to the Subscriber without any risk, responsibility or liability on the part of MIPL or its officials.

HOMEGOODS INC	-	\$3,575,000
NBC PHILADELPHIA MERCHANTS	-	
TJX COMPANIES INCORPORATED	-	\$30,944,938,000
NEWTON BUYING CORPORATION	-	\$14,245,000,000
ZAYRE SIXTH REALTY CORP	-	
NBC SEVENTH REALTY	-	
NBC ATTIRE INC	-	
MARSHALLS OF BREA CA. INC.	-	
N B C APPAREL INC	-	

MORTGAGE DETAILS

Mortgage Type:	SECURITY OVER CASH AGREEMENT
Date Charge Created:	02/08/10
Date Charge Registered:	04/08/10
Date Charge Satisfied:	-
Status:	OUTSTANDING
Person(s) Entitled:	DEUTSCHE BANK AG, LONDON BRANCH
Amount Secured:	ALL MONIES DUE OR TO BECOME DUE FROM THE COMPANY TO THE CHARGE ON ANY ACCOUNT WHATSOEVER
Details:	ACCOUNT NAME: TJX UKACCOUNT NO. 0194100 SEE IMAGE FOR FULL DETAILS

PREVIOUS DIRECTOR/COMPANY SECRETARIES

Name	Current Active Appointments	Previous Appointments	Dissolved Companies
Alexander Wilfred Smith	0	4	10
Donald Graham Campbell	0	4	0
Jay Howard Meltzer	0	4	0
William Patrick Tuffy	0	2	2
Richard Lesser	0	4	0
Bernard Cammarata	0	4	0
Edmond Joseph English	0	4	0
Paul David Sweetenham	0	7	0
Arnold Barron	0	4	0
Jeffrey Naylor	0	6	0
Ann McCauley	0	5	0
Bernard Cammarata	0	4	0
Alfred Appel	0	6	0
Scott Lawrence Goldenberg	0	9	0
Michael Callum MacMillan	0	2	0
Joseph Paul Wilmot	1	7	0

DISCLAIMER : This Report is **PRIVATE & CONFIDENTIAL** and it is prepared at the request of and for its use by the Subscriber only. The Subscriber shall use the contents of the Report merely as an aid to its business. Mira Inform Private Limited ("MIPL") has collated information/data in the Report, which have not been verified unless otherwise specifically mentioned in the Report. The Subscriber shall independently verify the accuracy and correctness of the information/data before in any way acting upon the same. MIPL shall not be liable for any harm, injury, loss or damage caused to the Subscriber due to default by the Subscriber's debtors/beneficiaries in fulfilling their obligations of any nature whatsoever. This Report or any of its portion shall not be used as a documentary evidence or otherwise before any investigative agencies or forum of law. This Report is confidential and proprietary to MIPL. The Subscriber and/or any other person(s) may not reproduce, publish or disclose any of the contents of the Report to others without the express authorization of MIPL. This Report is prepared and issued to the Subscriber without any risk, responsibility or liability on the part of MIPL or its officials.

TJX UK - 543426

PAGE NO. : 15

Total Persons With Significant Control	1	Total Statements	0
Active	1	Active	0
Ceased	0	Ceased	0

ACTIVE PERSONS WITH SIGNIFICANT CONTROL

Name	Tjx Europe Limited	Kind	Corporate Entity With Significant Control
Address	50 Clarendon Road, Watford, Hertfordshire	Notified On	06/04/2016
Post Code	WD17 1TX	Legal Form	Private Limited Company
Authority	England & Wales	Place Registered	Companies House, England & Wales
Country Registered	England & Wales	Registration Number	03094829
Nature Of Control	Ownership Of Shares 75 To 100 Percent, Voting Rights 75 To 100 Percent, Right To Appoint And Remove Directors		

Ceased Persons With Significant Control

No Ceased Persons With Significant Control To Display

Active Statements

No Active Statements To Display

Ceased Statements

No Ceased Statements To Display

FOREIGN EXCHANGE RATES

Currency	Unit	Indian Rupees
US Dollar	1	INR 70.35
UK Pound	1	INR 89.65
Euro	1	INR 80.08
GBP	1	INR 90.08

Note : Above are approximate rates obtained from sources believed to be correct

INFORMATION DETAILS

Analysis Done by :	DIV
Report Prepared by :	TRU

DISCLAIMER : This Report is **PRIVATE & CONFIDENTIAL** and it is prepared at the request of and for its use by the Subscriber only. The Subscriber shall use the contents of the Report merely as an aid to its business. Mira Inform Private Limited ("MIPL") has collated information/data in the Report, which have not been verified unless otherwise specifically mentioned in the Report. The Subscriber shall independently verify the accuracy and correctness of the information/data before in any way acting upon the same. MIPL shall not be liable for any harm, injury, loss or damage caused to the Subscriber due to default by the Subscriber's debtors/beneficiaries in fulfilling their obligations of any nature whatsoever. This Report or any of its portion shall not be used as a documentary evidence or otherwise before any investigative agencies or forum of law. This Report is confidential and proprietary to MIPL. The Subscriber and/or any other person(s) may not reproduce, publish or disclose any of the contents of the Report to others without the express authorization of MIPL. This Report is prepared and issued to the Subscriber without any risk, responsibility or liability on the part of MIPL or its officials.

RATING EXPLANATIONS

Credit Rating	Explanation	Rating Comments
A++	Minimum Risk	Business dealings permissible with minimum risk of default
A+	Low Risk	Business dealings permissible with low risk of default
A	Acceptable Risk	Business dealings permissible with moderate risk of default
B	Medium Risk	Business dealings permissible on a regular monitoring basis
C	Medium High Risk	Business dealings permissible preferably on secured basis
D	High Risk	Business dealing not recommended or on secured terms only
NB	New Business	No recommendation can be done due to business in infancy stage
NT	No Trace	No recommendation can be done as the business is not traceable

NB is stated where there is insufficient information to facilitate rating. However, it is not to be considered as unfavourable.

This score serves as a reference to assess SC's credit risk and to set the amount of credit to be extended. It is calculated from a composite of weighted scores obtained from each of the major sections of this report. The assessed factors are as follows:

- Financial condition covering various ratios
- Company background and operations size
- Promoters / Management background
- Payment record
- Litigation against the subject
- Industry scenario / competitor analysis
- Supplier / Customer / Banker review (wherever available)

DISCLAIMER : This Report is **PRIVATE & CONFIDENTIAL** and it is prepared at the request of and for its use by the Subscriber only. The Subscriber shall use the contents of the Report merely as an aid to its business. Mira Inform Private Limited ("MIPL") has collated information/data in the Report, which have not been verified unless otherwise specifically mentioned in the Report. The Subscriber shall independently verify the accuracy and correctness of the information/data before in any way acting upon the same. MIPL shall not be liable for any harm, injury, loss or damage caused to the Subscriber due to default by the Subscriber's debtors/beneficiaries in fulfilling their obligations of any nature whatsoever. This Report or any of its portion shall not be used as a documentary evidence or otherwise before any investigative agencies or forum of law. This Report is confidential and proprietary to MIPL. The Subscriber and/or any other person(s) may not reproduce, publish or disclose any of the contents of the Report to others without the express authorization of MIPL. This Report is prepared and issued to the Subscriber without any risk, responsibility or liability on the part of MIPL or its officials.