

MIRA INFORM REPORT

Report No. :	543512
Report Date :	06.12.2018

IDENTIFICATION DETAILS

Name :	UCAM PRIVATE LIMITED [w.e.f. 06.03.2012]
Formerly Known As :	UDAY COMPUTER AIDED MANUFACTURING PRIVATE LIMITED
Registered Office :	A 11, First Cross, First Stage, Peenya Industrial, Area, Bangalore-560058, Karnataka
Mobile No.:	91-9370147332 [Ms. Shubhangi]
Country :	India
Financials (as on) :	31.03.2017
Date of Incorporation :	02.09.1985
CIN No.: [Company Identification No.]	U72100KA1985PTC007117
Capital Investment / Paid-up Capital :	INR 3.003 Million
PAN No.: [Permanent Account No.]	AAACU1896M
GSTN : [Goods & Service Tax Registration No.]	29AAACU1896M1ZN
Legal Form :	Private Limited Liability Company
Line of Business :	<ul style="list-style-type: none"> Manufacturer and Exporter of CNC Rotary Tables, Index Tables and Pallet Changing Solutions for Machinery Tools. [Confirmed by Management] Manufacturing of Metal Forming Machinery and Machine Tools. [Registered Activity]
No. of Employees :	200 (Approximately)

RATING & COMMENTS

(Mira Inform has adopted New Rating mechanism w.e.f. 23rd January 2017)

MIRA's Rating : A+

Credit Rating	Explanation	Rating Comments
A+	Low Risk	Business dealings permissible with low risk of default

Status :	Good
Payment Behaviour :	Regular
Litigation :	Clear
Comments :	<p>Subject is an established company incorporated in the year 1985 and it is having good track.</p> <p>For the financial year 2017, the company has increased its revenue from operations as compared to previous year and maintained decent profitability margin of 9.71%.</p> <p>Rating takes into consideration sound financial profile of the company marked by healthy networth base along with low debt balance sheet.</p> <p>Further the company also derives strength from its long standing track record of business operations and improvement in the revenue as well as profitability profile during the year.</p> <p>Trade relations are reported as fair. Business is active. Payments are seems to be regular.</p> <p>In view of the aforesaid, the company can be considered for business dealings at usual trade terms and conditions.</p>

NOTES :

Any query related to this report can be made on e-mail : infodept@mirainform.com while quoting report number, name and date.

ECGC Country Risk Classification List

Country Name	Previous Rating (30.06.2018)	Current Rating (30.09.2018)
India	A1	A1

Risk Category	ECGC Classification
Insignificant	A1
Low Risk	A2

DISCLAIMER : This Report is **PRIVATE & CONFIDENTIAL** and it is prepared at the request of and for its use by the Subscriber only. The Subscriber shall use the contents of the Report merely as an aid to its business. Mira Inform Private Limited ("MIPL") has collated information/data in the Report, which have not been verified unless otherwise specifically mentioned in the Report. The Subscriber shall independently verify the accuracy and correctness of the information/data before in any way acting upon the same. MIPL shall not be liable for any harm, injury, loss or damage caused to the Subscriber due to default by the Subscriber's debtors/beneficiaries in fulfilling their obligations of any nature whatsoever. This Report or any of its portion shall not be used as a documentary evidence or otherwise before any investigative agencies or forum of law. This Report is confidential and proprietary to MIPL. The Subscriber and/or any other person(s) may not reproduce, publish or disclose any of the contents of the Report to others without the express authorization of MIPL. This Report is prepared and issued to the Subscriber without any risk, responsibility or liability on the part of MIPL or its officials.

Moderately Low Risk	B1
Moderate Risk	B2
Moderately High Risk	C1
High Risk	C2
Very High Risk	D

EXTERNAL AGENCY RATING

NOT AVAILABLE

RBI DEFAULTERS' LIST STATUS

Subject's name is not enlisted as a defaulter in the publicly available RBI Defaulters' list.

EPF (Employee Provident Fund) DEFAULTERS' LIST STATUS

Subject's name is not enlisted as a defaulter in the publicly available EPF (Employee Provident Fund) Defaulters' list as of 31-03-2018.

BIFR (Board for Industrial & Financial Reconstruction) LISTING STATUS

Subject's name is not listed as a Sick Unit in the publicly available BIFR (Board for Industrial & Financial Reconstruction) list as of 06.12.2018

IBBI (Insolvency and Bankruptcy Board of India) LISTING STATUS

Subject's name is not listed in the publicly available IBBI (Insolvency and Bankruptcy Board of India) list as of report date.

INFORMATION PARTED BY

Name :	Mr. Karan Gurale
Designation :	Senior Sales Engineer
Contact No.:	91-7720099881
Date :	05.12.2018

LOCATIONS

Registered/ Head Office/ Factory 1 :	A 11, First Cross, First Stage, Peenya Industrial, Area, Bangalore-560058, Karnataka, India
Tel. No.:	91-80-40744777
Mobile No.:	91-9370147332 [Ms. Shubhangi]

DISCLAIMER : This Report is **PRIVATE & CONFIDENTIAL** and it is prepared at the request of and for its use by the Subscriber only. The Subscriber shall use the contents of the Report merely as an aid to its business. Mira Inform Private Limited ("MIPL") has collated information/data in the Report, which have not been verified unless otherwise specifically mentioned in the Report. The Subscriber shall independently verify the accuracy and correctness of the information/data before in any way acting upon the same. MIPL shall not be liable for any harm, injury, loss or damage caused to the Subscriber due to default by the Subscriber's debtors/beneficiaries in fulfilling their obligations of any nature whatsoever. This Report or any of its portion shall not be used as a documentary evidence or otherwise before any investigative agencies or forum of law. This Report is confidential and proprietary to MIPL. The Subscriber and/or any other person(s) may not reproduce, publish or disclose any of the contents of the Report to others without the express authorization of MIPL. This Report is prepared and issued to the Subscriber without any risk, responsibility or liability on the part of MIPL or its officials.

	91-7720099881 [Mr. Karan Gurale]
Fax No.:	91-80-40744711
E-Mail :	sales@ucamind.com ucampune@ucamind.com indradev@ucamind.com
Website :	http://www.ucamind.com
Factory 2 :	B-08, BEL Industrial Estate, Jalahalli, Bangalore-560013, Karnataka, India
Factory 3 :	No. 297 and 298, 1 st Stage, KIADB Sompura Industrial Area, Dobaspet, Nelamangala Taluk, Bangalore-562111, Karnataka, India
Branch Office 1 :	No. T - 005, B – 91, 3rd Floor, Sector - 2, District Gautam Budh Nagar, Noida, Uttar Pradesh, India
Tel. No.:	91-120-2482513
Branch Office 2 :	Building No. 7C, Flat No.1, Agresan Nagar, Dapodi, Pune-411012, Maharashtra, India
Tel. No.:	91-20-65280280
Branch Office 3:	FF 1, 4th Floor, NO 616, Amogha Towers, Central Avenue, Korattur, Chennai - 600 080, Tamilnadu, India
Other Branch Offices :	Located at: <ul style="list-style-type: none"> • Bangalore • Chandigarh

DIRECTORS

AS ON: 31.03.2018

Name :	Mr. Indradev Babu
Designation :	Managing Director
Address :	#55, Lowar Palace Orchards, 1st Main, Bangalore-560003, Karnataka, India
Date of Appointment :	02.09.1985
DIN No.:	00340824
Other Directorship :	
CIN/FCRN	Company Name
U28999KA2006PTC040468	ROSA-UCAM GRINDTECH PRIVATE LIMITED
U29290MH1973GAP016420	INDIAN MACHINE TOOL MANUFACTURERS ASSOCIATION
Begin Date	11/09/2006
	10/12/2015
Name :	Mrs. Kanthalakshmi Sridhara
Designation :	Whole time Director
Address :	#55, Lowar Palace Orchards, 1st Main, Bangalore-560003, Karnataka, India
Date of Appointment :	23.03.1992
DIN No.:	00340890
Other Directorship :	
CIN/FCRN	Company Name
U28999KA2006PTC040468	ROSA-UCAM GRINDTECH PRIVATE LIMITED
Begin Date	11/09/2006
Name :	Mr. Ashok Ramu
Designation :	Director
Address :	#144/A-1, Sfs-407, 4th Phase, Yelhanka New Town, Bengaluru-560064, Karnataka, India
Date of Appointment :	21.04.2016
DIN No.:	07495637
Name :	Mr. Ramesh Thirupadiripuliyur Krishnamurthy
Designation :	Director
Address :	M2, Apoorva Apts 58, 2nd Cross, 4th Main Ganesha Block, R T Nagar, Bangalore-560032, Karnataka, India
Date of Appointment :	21.04.2018
DIN No.:	07495658

KEY EXECUTIVES

Name :	Mr. Karan Gurale
Designation :	Senior Sales Engineer

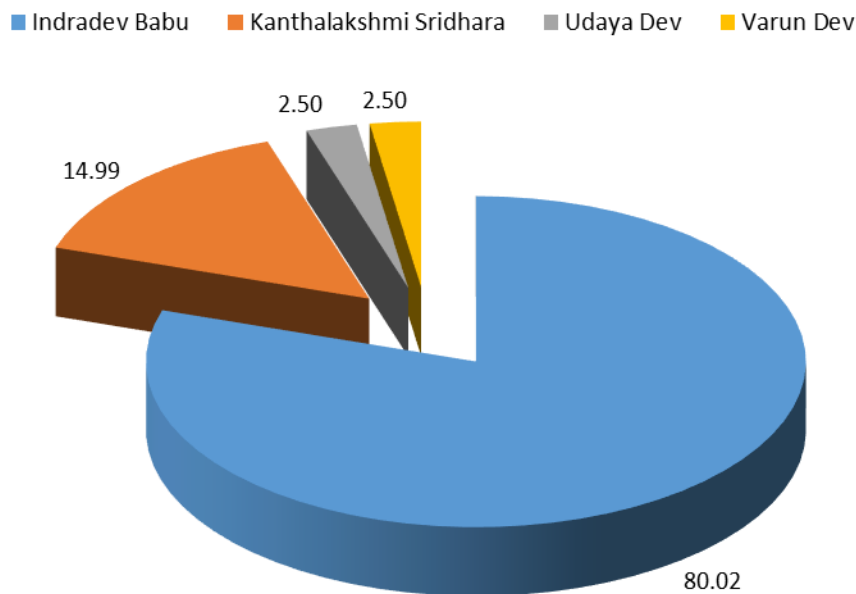
DISCLAIMER : This Report is **PRIVATE & CONFIDENTIAL** and it is prepared at the request of and for its use by the Subscriber only. The Subscriber shall use the contents of the Report merely as an aid to its business. Mira Inform Private Limited ("MIPL") has collated information/data in the Report, which have not been verified unless otherwise specifically mentioned in the Report. The Subscriber shall independently verify the accuracy and correctness of the information/data before in any way acting upon the same. MIPL shall not be liable for any harm, injury, loss or damage caused to the Subscriber due to default by the Subscriber's debtors/beneficiaries in fulfilling their obligations of any nature whatsoever. This Report or any of its portion shall not be used as a documentary evidence or otherwise before any investigative agencies or forum of law. This Report is confidential and proprietary to MIPL. The Subscriber and/or any other person(s) may not reproduce, publish or disclose any of the contents of the Report to others without the express authorization of MIPL. This Report is prepared and issued to the Subscriber without any risk, responsibility or liability on the part of MIPL or its officials.

MAJOR SHAREHOLDERS / SHAREHOLDING PATTERN

AS ON: 31.03.2017

Names of Shareholders	No. of Shares	Percentage of Holding
Indradev Babu	24026	80.02
Kanthalakshmi Sridhara	4500	14.98
Udaya Dev	750	2.50
Varun Dev	750	2.50
Total	30026	100.00

Share holding pattern



AS ON: 30.09.2017

Equity Share Breakup	Percentage of Holding
Category	
Promoters – Individual/ Hindu Undivided Family – Indian	100.00

DISCLAIMER : This Report is **PRIVATE & CONFIDENTIAL** and it is prepared at the request of and for its use by the Subscriber only. The Subscriber shall use the contents of the Report merely as an aid to its business. Mira Inform Private Limited ("MIPL") has collated information/data in the Report, which have not been verified unless otherwise specifically mentioned in the Report. The Subscriber shall independently verify the accuracy and correctness of the information/data before in any way acting upon the same. MIPL shall not be liable for any harm, injury, loss or damage caused to the Subscriber due to default by the Subscriber's debtors/beneficiaries in fulfilling their obligations of any nature whatsoever. This Report or any of its portion shall not be used as a documentary evidence or otherwise before any investigative agencies or forum of law. This Report is confidential and proprietary to MIPL. The Subscriber and/or any other person(s) may not reproduce, publish or disclose any of the contents of the Report to others without the express authorization of MIPL. This Report is prepared and issued to the Subscriber without any risk, responsibility or liability on the part of MIPL or its officials.

Total	100.00
--------------	---------------

BUSINESS DETAILS

Line of Business :	<ul style="list-style-type: none"> Manufacturer and Exporter of CNC Rotary Tables, Index Tables and Pallet Changing Solutions for Machinery Tools. [Confirmed by Management] Manufacturing of Metal Forming Machinery and Machine Tools. [Registered Activity] 	
Products :	ITC Code No.	Product Descriptions
	84669310	Machine Parts and tools
Brand Names :	Not Available	
Agencies Held :	Not Available	
Exports :		
Products :	Finished Goods	
Countries :	<ul style="list-style-type: none"> European Countries African Countries Middle East Countries Asian Countries, etc. 	
Imports :		
Products :	Raw Material	
Countries :	<ul style="list-style-type: none"> Japan Taiwan Germany 	
Terms :		
Selling :	Advance Payment, L/C, Cheque and Credit	
Purchasing :	Advance Payment, L/C, Cheque and Credit	

PRODUCTION STATUS: NOT AVAILABLE

GENERAL INFORMATION

Suppliers :	Reference:	Not Divulged
	Name of the Person	--

DISCLAIMER : This Report is **PRIVATE & CONFIDENTIAL** and it is prepared at the request of and for its use by the Subscriber only. The Subscriber shall use the contents of the Report merely as an aid to its business. Mira Inform Private Limited ("MIPL") has collated information/data in the Report, which have not been verified unless otherwise specifically mentioned in the Report. The Subscriber shall independently verify the accuracy and correctness of the information/data before in any way acting upon the same. MIPL shall not be liable for any harm, injury, loss or damage caused to the Subscriber due to default by the Subscriber's debtors/beneficiaries in fulfilling their obligations of any nature whatsoever. This Report or any of its portion shall not be used as a documentary evidence or otherwise before any investigative agencies or forum of law. This Report is confidential and proprietary to MIPL. The Subscriber and/or any other person(s) may not reproduce, publish or disclose any of the contents of the Report to others without the express authorization of MIPL. This Report is prepared and issued to the Subscriber without any risk, responsibility or liability on the part of MIPL or its officials.

	(Designation):		
	Contact Number:	--	
	Since how long known:	--	
	Maximum limit dealt:	--	
	Experience:	--	
	Remark	--	
Customers :	Wholesaler, End Users and OEMs		
	Reference:	Not Divulged	
	Name of the Person (Designation):	--	
	Contact Number:	--	
	Since how long known:	--	
	Maximum limit dealt:	--	
	Experience:	--	
	Remark	--	
No. of Employees :	200 (Approximately)		
Bankers :	Bank Name:	HDFC Bank Limited	
	Branch:	Bangalore, Karnataka, India	
	Person Name (with Designation):	--	
	Contact Number:	--	
	Name of Account Holder:	--	
	Account Number:	--	
	Account Since (Date/ Year of A/c Opening):	--	
	Average Balance Maintained (Optional):	--	
	Credit Facilities Enjoyed (CC/OD/Term Loan):	--	
	Account Operation:	--	
	Remarks:	--	
Facilities :	SECURED LOANS	31.03.2017 (INR In Million)	31.03.2016 (INR In Million)
	LONG-TERM BORROWINGS		
	Term Loan from Bank	64.198	57.513
	Term Loan from Others		
	Vehicle Loan	0.146	0.491
	SHORT TERM BORROWINGS		
	From Bank		
	Cash Credit	16.752	62.329
	Export Packing Credit	10.000	5.532

	Total	91.096	125.865
--	--------------	---------------	----------------

Auditors :	
Name :	A. Balamurali Chartered Accountants
Address :	MU-201, Towns End, Avalahalli village, Doddaballapur Road, Yelahanka, Bangalore-560064, Karnataka, India
PAN No.:	AAGFA1395N
Memberships :	Not Available
Collaborators :	Not Available
Associate Company:	UCAM GmbH, Germany

CAPITAL STRUCTURE

AS ON: 31.03.2017

Authorised Capital :

No. of Shares	Type	Value	Amount
50000	Equity Shares	INR 100/- each	INR 5.000 Million

Issued, Subscribed & Paid-up Capital :

No. of Shares	Type	Value	Amount
30026	Equity Shares	INR 100/- each	INR 3.003 Million

FINANCIAL DATA
[all figures are in INR Million]

ABRIDGED BALANCE SHEET [STANDALONE]

SOURCES OF FUNDS	31.03.2017	31.03.2016	31.03.2015
I. EQUITY AND LIABILITIES			
(1) Shareholders' Funds			
(a) Share Capital	3.003	3.003	3.003
(b) Reserves & Surplus	400.373	359.003	329.659
(c) Money received against share warrants	0.000	0.000	0.000
(2) Share Application money pending allotment	0.000	0.000	0.000
Total Shareholders' Funds (1) + (2)	403.376	362.006	332.662
(3) Non-Current Liabilities			
(a) Long-term borrowings	65.544	59.574	62.516
(b) Deferred tax liabilities (Net)	0.902	0.000	0.000
(c) Other long term liabilities	0.000	0.000	0.000
(d) long-term provisions	0.000	0.000	0.000
Total Non-current Liabilities (3)	66.446	59.574	62.516
(4) Current Liabilities			
(a) Short term borrowings	26.752	67.861	120.138
(b) Trade payables	40.197	46.457	37.060
(c) Other current liabilities	44.760	28.801	76.386
(d) Short-term provisions	10.669	8.220	4.291
Total Current Liabilities (4)	122.378	151.339	237.875
TOTAL	592.200	572.919	633.053
II. ASSETS			
(1) Non-current assets			
(a) Fixed Assets			
(i) Tangible assets	321.348	301.823	127.580
(ii) Intangible Assets [R and D Development Expenditure]	36.650	36.650	36.650
(iii) Capital work-in-progress	0.000	0.000	158.043
(iv) Intangible assets under development	0.000	0.000	0.000
(b) Non-current Investments	1.210	1.210	4.346
(c) Deferred tax assets (net)	0.000	1.151	2.871
(d) Long-term Loan and Advances	1.304	1.422	1.426
(e) Other Non-current assets	0.000	0.000	0.000
Total Non-Current Assets	360.512	342.256	330.916

DISCLAIMER : This Report is **PRIVATE & CONFIDENTIAL** and it is prepared at the request of and for its use by the Subscriber only. The Subscriber shall use the contents of the Report merely as an aid to its business. Mira Inform Private Limited ("MIPL") has collated information/data in the Report, which have not been verified unless otherwise specifically mentioned in the Report. The Subscriber shall independently verify the accuracy and correctness of the information/data before in any way acting upon the same. MIPL shall not be liable for any harm, injury, loss or damage caused to the Subscriber due to default by the Subscriber's debtors/beneficiaries in fulfilling their obligations of any nature whatsoever. This Report or any of its portion shall not be used as a documentary evidence or otherwise before any investigative agencies or forum of law. This Report is confidential and proprietary to MIPL. The Subscriber and/or any other person(s) may not reproduce, publish or disclose any of the contents of the Report to others without the express authorization of MIPL. This Report is prepared and issued to the Subscriber without any risk, responsibility or liability on the part of MIPL or its officials.

(2) Current assets			
(a) Current investments	0.000	0.000	0.000
(b) Inventories	45.019	35.403	14.221
(c) Trade receivables	77.905	71.206	79.605
(d) Cash and cash equivalents	94.921	106.532	181.519
(e) Short-term loans and advances	13.843	17.522	26.792
(f) Other current assets	0.000	0.000	0.000
Total Current Assets	231.688	230.663	302.137
TOTAL	592.200	572.919	633.053

PROFIT & LOSS ACCOUNT [STANDALONE]

	PARTICULARS	31.03.2017	31.03.2016	31.03.2015
	SALES			
	Revenue from Operations	425.888	358.989	325.776
	Other Income	8.004	8.389	11.648
	Non-Operating Income	8.527	19.262	15.221
	TOTAL	442.419	386.640	352.645
Less	EXPENSES			
	Cost of Materials Consumed	167.842	119.773	129.921
	Changes in inventories of finished goods, work-in-progress and Stock-in-Trade	(18.718)	(5.775)	(2.989)
	Employees benefits expense	89.459	78.653	62.337
	Other expenses	76.994	85.527	71.962
	R and D Revenue Expenditure	8.694	11.723	0.000
	TOTAL	324.271	289.901	261.231
	PROFIT BEFORE INTEREST, TAX, DEPRECIATION AND AMORTISATION	118.148	96.739	91.414
Less	FINANCIAL EXPENSES	16.839	25.014	15.206
	PROFIT/ (LOSS) BEFORE TAX, DEPRECIATION AND AMORTISATION	101.309	71.725	76.208
Less/ Add	DEPRECIATION/ AMORTISATION	42.346	26.975	31.671
	PROFIT/ (LOSS) BEFORE TAX	58.963	44.750	44.537
Less	TAX	17.593	15.407	4.304

DISCLAIMER : This Report is **PRIVATE & CONFIDENTIAL** and it is prepared at the request of and for its use by the Subscriber only. The Subscriber shall use the contents of the Report merely as an aid to its business. Mira Inform Private Limited ("MIPL") has collated information/data in the Report, which have not been verified unless otherwise specifically mentioned in the Report. The Subscriber shall independently verify the accuracy and correctness of the information/data before in any way acting upon the same. MIPL shall not be liable for any harm, injury, loss or damage caused to the Subscriber due to default by the Subscriber's debtors/beneficiaries in fulfilling their obligations of any nature whatsoever. This Report or any of its portion shall not be used as a documentary evidence or otherwise before any investigative agencies or forum of law. This Report is confidential and proprietary to MIPL. The Subscriber and/or any other person(s) may not reproduce, publish or disclose any of the contents of the Report to others without the express authorization of MIPL. This Report is prepared and issued to the Subscriber without any risk, responsibility or liability on the part of MIPL or its officials.

	PROFIT/ (LOSS) AFTER TAX	41.370	29.343	40.233
	EARNINGS IN FOREIGN CURRENCY	66.720	51.241	46.333
	Earnings/ (Loss) Per Share (INR)	1149.00	815.00	1117.00

PARTICULARS			31.03.2018
Sales Turnover (Approximately)			600.000

The above information has been parted by Mr. Karan Gurale [Senior Sales Engineer]

CURRENT MATURITIES OF LONG TERM DEBT DETAILS

PARTICULARS	31.03.2017	31.03.2016	31.03.2015
Current Maturities of Long term debt	13.228	5.958	50.615
Cash generated from operations	NA	NA	NA
Net Cash flow from (used in) Operations	NA	NA	NA

KEY RATIOS

EFFICIENCY RATIOS

PARTICULARS	31.03.2017	31.03.2016	31.03.2015
Average Collection Days (Sundry Debtors / Income * 365 Days)	66.77	72.40	89.19
Account Receivables Turnover (Income / Sundry Debtors)	5.47	5.04	4.09
Average Payment Days (Sundry Creditors / Purchases * 365 Days)	87.41	141.57	104.12
Inventory Turnover (Operating Income / Inventories)	2.62	2.73	6.43
Asset Turnover (Operating Income / Net Fixed Assets)	0.33	0.29	0.28

LEVERAGE RATIOS

DISCLAIMER : This Report is **PRIVATE & CONFIDENTIAL** and it is prepared at the request of and for its use by the Subscriber only. The Subscriber shall use the contents of the Report merely as an aid to its business. Mira Inform Private Limited ("MIPL") has collated information/data in the Report, which have not been verified unless otherwise specifically mentioned in the Report. The Subscriber shall independently verify the accuracy and correctness of the information/data before in any way acting upon the same. MIPL shall not be liable for any harm, injury, loss or damage caused to the Subscriber due to default by the Subscriber's debtors/beneficiaries in fulfilling their obligations of any nature whatsoever. This Report or any of its portion shall not be used as a documentary evidence or otherwise before any investigative agencies or forum of law. This Report is confidential and proprietary to MIPL. The Subscriber and/or any other person(s) may not reproduce, publish or disclose any of the contents of the Report to others without the express authorization of MIPL. This Report is prepared and issued to the Subscriber without any risk, responsibility or liability on the part of MIPL or its officials.

PARTICULARS	31.03.2017	31.03.2016	31.03.2015
Debt Ratio <i>((Borrowing + Current Liabilities) / Total Assets)</i>	0.34	0.38	0.55
Debt Equity Ratio <i>(Total Liability / Networth)</i>	0.26	0.37	0.70
Current Liabilities to Network <i>(Current Liabilities / Net Worth)</i>	0.30	0.42	0.72
Fixed Assets to Network <i>(Net Fixed Assets / Networth)</i>	0.89	0.93	0.97
Interest Coverage Ratio <i>(PBIT / Financial Charges)</i>	7.02	3.87	6.01

PROFITABILITY RATIOS

PARTICULARS		31.03.2017	31.03.2016	31.03.2015
Net Profit Margin <i>((PAT / Sales) * 100)</i>	%	9.71	8.17	12.35
Return on Total Assets <i>((PAT / Total Assets) * 100)</i>	%	6.99	5.12	6.36
Return on Investment (ROI) <i>((PAT / Networth) * 100)</i>	%	10.26	8.11	12.09

SOLVENCY RATIOS

PARTICULARS	31.03.2017	31.03.2016	31.03.2015
Current Ratio <i>(Current Assets / Current Liabilities)</i>	1.89	1.52	1.27
Quick Ratio <i>((Current Assets – Inventories) / Current Liabilities)</i>	1.53	1.29	1.21
G-Score Ratio Financial <i>(Networth / Total Assets)</i>	0.68	0.63	0.53
G-Score Ratio Debt <i>(Debts / Equity Capital)</i>	35.14	44.42	77.68
G-Score Ratio Liquidity <i>(Total Current Assets / Total Current Liabilities)</i>	1.89	1.52	1.27

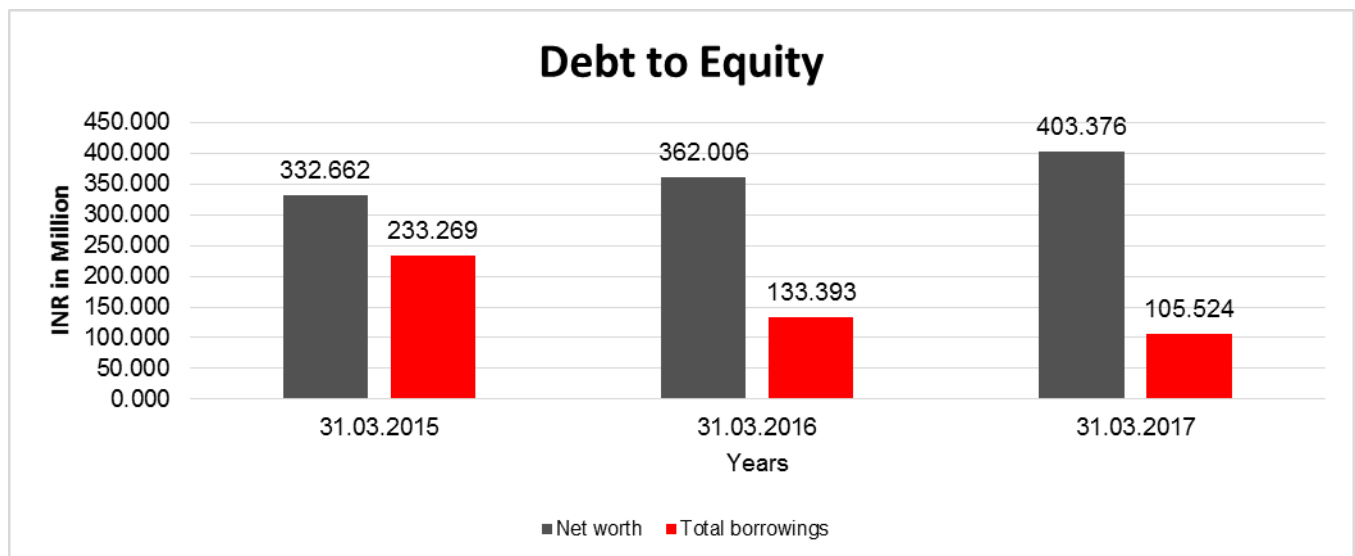
Total Liability = Short-term Debt + Long-term Debt + Current Maturities of Long-term debts

DISCLAIMER : This Report is **PRIVATE & CONFIDENTIAL** and it is prepared at the request of and for its use by the Subscriber only. The Subscriber shall use the contents of the Report merely as an aid to its business. Mira Inform Private Limited ("MIPL") has collated information/data in the Report, which have not been verified unless otherwise specifically mentioned in the Report. The Subscriber shall independently verify the accuracy and correctness of the information/data before in any way acting upon the same. MIPL shall not be liable for any harm, injury, loss or damage caused to the Subscriber due to default by the Subscriber's debtors/beneficiaries in fulfilling their obligations of any nature whatsoever. This Report or any of its portion shall not be used as a documentary evidence or otherwise before any investigative agencies or forum of law. This Report is confidential and proprietary to MIPL. The Subscriber and/or any other person(s) may not reproduce, publish or disclose any of the contents of the Report to others without the express authorization of MIPL. This Report is prepared and issued to the Subscriber without any risk, responsibility or liability on the part of MIPL or its officials.

FINANCIAL ANALYSIS
[all figures are in INR Million]

DEBT EQUITY RATIO

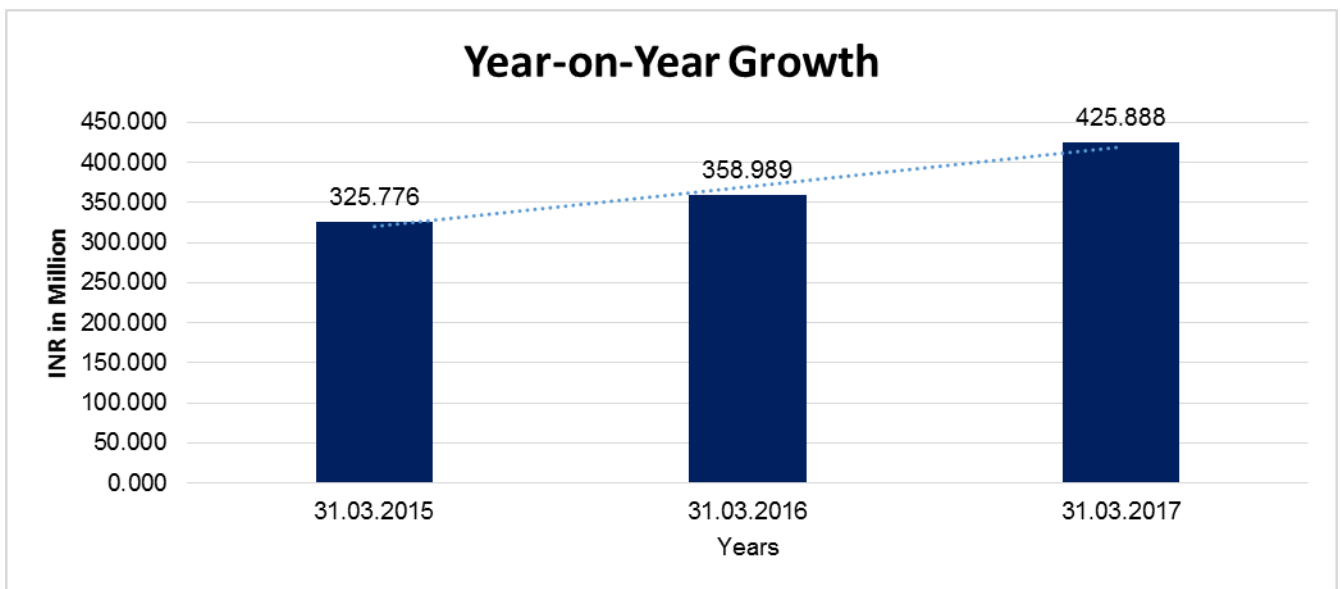
Particular	31.03.2015	31.03.2016	31.03.2017
	INR In Million	INR In Million	INR In Million
Share Capital	3.003	3.003	3.003
Reserves & Surplus	329.659	359.003	400.373
Money received against share warrants	0.000	0.000	0.000
Share Application money pending allotment	0.000	0.000	0.000
Net worth	332.662	362.006	403.376
long-term borrowings	62.516	59.574	65.544
Short term borrowings	120.138	67.861	26.752
Current Maturities of Long term debt	50.615	5.958	13.228
Total borrowings	233.269	133.393	105.524
Debt/Equity ratio	0.701	0.368	0.262



DISCLAIMER : This Report is **PRIVATE & CONFIDENTIAL** and it is prepared at the request of and for its use by the Subscriber only. The Subscriber shall use the contents of the Report merely as an aid to its business. Mira Inform Private Limited ("MIPL") has collated information/data in the Report, which have not been verified unless otherwise specifically mentioned in the Report. The Subscriber shall independently verify the accuracy and correctness of the information/data before in any way acting upon the same. MIPL shall not be liable for any harm, injury, loss or damage caused to the Subscriber due to default by the Subscriber's debtors/beneficiaries in fulfilling their obligations of any nature whatsoever. This Report or any of its portion shall not be used as a documentary evidence or otherwise before any investigative agencies or forum of law. This Report is confidential and proprietary to MIPL. The Subscriber and/or any other person(s) may not reproduce, publish or disclose any of the contents of the Report to others without the express authorization of MIPL. This Report is prepared and issued to the Subscriber without any risk, responsibility or liability on the part of MIPL or its officials.

YEAR-ON-YEAR GROWTH

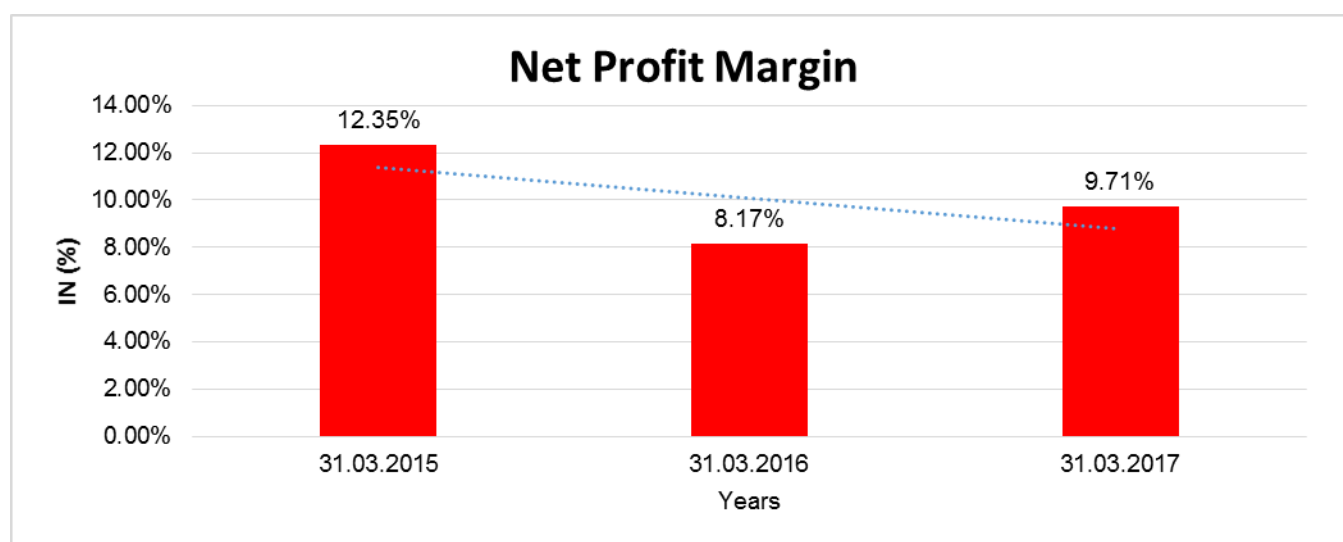
Year on Year Growth	31.03.2015	31.03.2016	31.03.2017
	INR In Million	INR In Million	INR In Million
Sales	325.776	358.989	425.888
		10.195	18.635



DISCLAIMER : This Report is **PRIVATE & CONFIDENTIAL** and it is prepared at the request of and for its use by the Subscriber only. The Subscriber shall use the contents of the Report merely as an aid to its business. Mira Inform Private Limited ("MIPL") has collated information/data in the Report, which have not been verified unless otherwise specifically mentioned in the Report. The Subscriber shall independently verify the accuracy and correctness of the information/data before in any way acting upon the same. MIPL shall not be liable for any harm, injury, loss or damage caused to the Subscriber due to default by the Subscriber's debtors/beneficiaries in fulfilling their obligations of any nature whatsoever. This Report or any of its portion shall not be used as a documentary evidence or otherwise before any investigative agencies or forum of law. This Report is confidential and proprietary to MIPL. The Subscriber and/or any other person(s) may not reproduce, publish or disclose any of the contents of the Report to others without the express authorization of MIPL. This Report is prepared and issued to the Subscriber without any risk, responsibility or liability on the part of MIPL or its officials.

NET PROFIT MARGIN

Net Profit Margin	31.03.2015	31.03.2016	31.03.2017
	INR In Million	INR In Million	INR In Million
Sales	325.776	358.989	425.888
Profit/ (Loss)	40.233	29.343	41.370
	12.35%	8.17%	9.71%



ABRIDGED BALANCE SHEET [CONSOLIDATED]

SOURCES OF FUNDS		31.03.2017	31.03.2016
I. EQUITY AND LIABILITIES			
(1) Shareholders' Funds			
(a) Share Capital		3.003	3.003
(b) Reserves & Surplus		397.611	357.185
(c) Money received against share warrants		0.000	0.000
(2) Share Application money pending allotment		0.000	0.000
Total Shareholders' Funds (1) + (2)		400.614	360.188
(3) Non-Current Liabilities			
(a) Long-term borrowings		65.544	59.574
(b) Deferred tax liabilities (Net)		0.901	0.000
(c) Other long term liabilities		0.000	0.000
(d) long-term provisions		0.000	0.000
Total Non-current Liabilities (3)		66.445	59.574
(4) Current Liabilities			
(a) Short term borrowings		26.752	67.861
(b) Trade payables		40.692	46.986
(c) Other current liabilities		44.760	28.801
(d) Short-term provisions		10.812	8.378
Total Current Liabilities (4)		123.016	152.026
TOTAL		590.075	571.788
II. ASSETS			
(1) Non-current assets			
(a) Fixed Assets			
(i) Tangible assets		321.348	301.824
(ii) Intangible Assets [R and D Development Expenditure]		36.649	36.650
(iii) Capital work-in-progress		0.000	0.000
(iv) Intangible assets under development		0.000	0.000
(b) Non-current Investments		0.000	0.000
(c) Deferred tax assets (net)		0.000	1.151
(d) Long-term Loan and Advances		1.304	1.422
(e) Other Non-current assets		0.000	0.000
Total Non-Current Assets		359.301	341.047
(2) Current assets			
(a) Current investments		0.000	0.000
(b) Inventories		47.714	37.044
(c) Trade receivables		72.262	68.950

DISCLAIMER : This Report is **PRIVATE & CONFIDENTIAL** and it is prepared at the request of and for its use by the Subscriber only. The Subscriber shall use the contents of the Report merely as an aid to its business. Mira Inform Private Limited ("MIPL") has collated information/data in the Report, which have not been verified unless otherwise mentioned in the Report. The Subscriber shall independently verify the accuracy and correctness of the information/data before in any way acting upon the same. MIPL shall not be liable for any harm, injury, loss or damage caused to the Subscriber due to default by the Subscriber's debtors/beneficiaries in fulfilling their obligations of any nature whatsoever. This Report or any of its portion shall not be used as a documentary evidence or otherwise before any investigative agencies or forum of law. This Report is confidential and proprietary to MIPL. The Subscriber and/or any other person(s) may not reproduce, publish or disclose any of the contents of the Report to others without the express authorization of MIPL. This Report is prepared and issued to the Subscriber without any risk, responsibility or liability on the part of MIPL or its officials.

(d) Cash and cash equivalents		96.955	107.226
(e) Short-term loans and advances		13.843	17.521
(f) Other current assets		0.000	0.000
Total Current Assets		230.774	230.741
TOTAL		590.075	571.788

PROFIT & LOSS ACCOUNT [CONSOLIDATED]

	PARTICULARS	31.03.2017	31.03.2016
	SALES		
	Revenue from Operations	424.942	364.388
	Other Income	8.044	8.389
	Non-Operating Income	8.361	18.787
	TOTAL	441.347	391.564
Less	EXPENSES		
	Cost of Materials Consumed	166.885	122.619
	Changes in inventories of finished goods, work-in-progress and Stock-in-Trade	(18.718)	(8.010)
	Employees benefits expense	89.459	78.653
	Other expenses	78.190	89.901
	R and D Revenue Expenditure	8.694	11.723
	TOTAL	324.510	294.886
	PROFIT BEFORE INTEREST, TAX, DEPRECIATION AND AMORTISATION	116.837	96.678
Less	FINANCIAL EXPENSES	16.864	25.021
	PROFIT/ (LOSS) BEFORE TAX, DEPRECIATION AND AMORTISATION	99.973	71.657
Less/ Add	DEPRECIATION/ AMORTISATION	42.346	26.975
	PROFIT/ (LOSS) BEFORE TAX	57.627	44.682
Less	TAX	17.592	15.407
	PROFIT/ (LOSS) AFTER TAX	40.035	29.275
	Earnings/ (Loss) Per Share (INR)	1149.00	815.00

DISCLAIMER : This Report is **PRIVATE & CONFIDENTIAL** and it is prepared at the request of and for its use by the Subscriber only. The Subscriber shall use the contents of the Report merely as an aid to its business. Mira Inform Private Limited ("MIPL") has collated information/data in the Report, which have not been verified unless otherwise specifically mentioned in the Report. The Subscriber shall independently verify the accuracy and correctness of the information/data before in any way acting upon the same. MIPL shall not be liable for any harm, injury, loss or damage caused to the Subscriber due to default by the Subscriber's debtors/beneficiaries in fulfilling their obligations of any nature whatsoever. This Report or any of its portion shall not be used as a documentary evidence or otherwise before any investigative agencies or forum of law. This Report is confidential and proprietary to MIPL. The Subscriber and/or any other person(s) may not reproduce, publish or disclose any of the contents of the Report to others without the express authorization of MIPL. This Report is prepared and issued to the Subscriber without any risk, responsibility or liability on the part of MIPL or its officials.

LOCAL AGENCY FURTHER INFORMATION

Sr. No.	Check list by info agents	Available in Report (Yes/No)
1	Year of establishment	Yes
2	Constitution of the entity -Incorporation details	Yes
3	Locality of the entity	Yes
4	Premises details	No
5	Buyer visit details	--
6	Contact numbers	Yes
7	Name of the person contacted	Yes
8	Designation of contact person	Yes
9	Promoter's background	Yes
10	Date of Birth of Proprietor / Partners / Directors	No
11	Pan Card No. of Proprietor / Partners	No
12	Voter Id Card No. of Proprietor / Partners	No
13	Type of business	Yes
14	Line of Business	Yes
15	Export/import details (if applicable)	Yes
16	No. of employees	Yes
17	Details of sister concerns	Yes
18	Major suppliers	No
19	Major customers	No
20	Banking Details	Yes
21	Banking facility details	Yes
22	Conduct of the banking account	--
23	Financials, if provided	Yes
24	Capital in the business	Yes
25	Last accounts filed at ROC, if applicable	Yes
26	Turnover of firm for last four years	Yes
27	Reasons for variation <> 20%	--
28	Estimation for coming financial year	No
29	Profitability for last three years	Yes
30	Major shareholders, if available	Yes
31	External Agency Rating, if available	No
32	Litigations that the firm/promoter involved in	--
33	Market information	--
34	Payments terms	Yes
35	Negative Reporting by Auditors in the Annual Report	No

INDEX OF CHARGES

CHARGES REGISTERED								
SN O	SR N	CHAR GE ID	CHAR GE HOLDE R NAME	DATE OF CREATI ON	DATE OF MODIFIC ATION	DATE OF SATISF ACTION	AMOUNT	ADDRESS
1	G4 520 964 0	100047 121	HDFC BANK LIMITE D	15/07/20 16	13/01/20 17	-	218000000.0	HDFC BANK HOUSESE NAPATI BAPAT MARGLO WER PAREL WMUMBAI MH400013 IN
2	G1 026 174 1	800034 34	STATE BANK OF INDIA	03/03/19 99	02/04/20 16	02/08/2 016	199000000.0	SME BRANCH, PEENYA I STAGE, B- 96,2ND CROSS, PEENYA INDUSTRI AL ESTATE,B ANGALOR EKA56005 8IN
3	C1 452 935 8	102887 56	SMALL INDUS TRIES DEVEL OPME NTS BANK OF INDIA	02/06/20 10	-	18/07/2 014	2000000.0	1ST FLOOR, PIA BHAWAN, 1 CROSS, 1 STAGE, PEENYA INDUSTRI AL ESTATEB ANGALOR EKA56005

DISCLAIMER : This Report is **PRIVATE & CONFIDENTIAL** and it is prepared at the request of and for its use by the Subscriber only. The Subscriber shall use the contents of the Report merely as an aid to its business. Mira Inform Private Limited ("MIPL") has collated information/data in the Report, which have not been verified unless otherwise specifically mentioned in the Report. The Subscriber shall independently verify the accuracy and correctness of the information/data before in any way acting upon the same. MIPL shall not be liable for any harm, injury, loss or damage caused to the Subscriber due to default by the Subscriber's debtors/beneficiaries in fulfilling their obligations of any nature whatsoever. This Report or any of its portion shall not be used as a documentary evidence or otherwise before any investigative agencies or forum of law. This Report is confidential and proprietary to MIPL. The Subscriber and/or any other person(s) may not reproduce, publish or disclose any of the contents of the Report to others without the express authorization of MIPL. This Report is prepared and issued to the Subscriber without any risk, responsibility or liability on the part of MIPL or its officials.

								8IN
4	C1 453 039 8	101465 27	SMALL INDUS TRIES DEVEL OPME NT BANK OF INDIA	11/03/20 09	-	18/07/2 014	3750000.0	KHANIJA BHAVAN 5TH FLOOR49, RACE COURSE ROADBAN GALOREK A560001IN
5	A4 147 729 0	800467 57	KARNA TAKA STATE FINAN CIAL CORP ORATI ON	09/06/20 03	-	07/07/2 008	6400000.0	THIMMAIA H ROADBAN GALOREK A560052IN

UNSECURED LOANS

PARTICULARS	31.03.2017 (INR In Million)	31.03.2016 (INR In Million)
LONG-TERM BORROWINGS		
Department of Scientific and Industrial Research	1.200	1.570
Total	1.200	1.570

CONTINGENT LIABILITIES:

Particulars	31.03.2017 (INR In Million)	31.03.2016 (INR In Million)
Letter of Credit established	2.077	0.000
Bank Guarantee	2.053	1.733
Total	4.130	1.733

FIXED ASSETS:

- Land
- Building

DISCLAIMER : This Report is **PRIVATE & CONFIDENTIAL** and it is prepared at the request of and for its use by the Subscriber only. The Subscriber shall use the contents of the Report merely as an aid to its business. Mira Inform Private Limited ("MIPL") has collated information/data in the Report, which has not been verified unless otherwise specifically mentioned in the Report. The Subscriber shall independently verify the accuracy and correctness of the information/data before in any way acting upon the same. MIPL shall not be liable for any harm, injury, loss or damage caused to the Subscriber due to default by the Subscriber's debtors/beneficiaries in fulfilling their obligations of any nature whatsoever. This Report or any of its portion shall not be used as a documentary evidence or otherwise before any investigative agencies or forum of law. This Report is confidential and proprietary to MIPL. The Subscriber and/or any other person(s) may not reproduce, publish or disclose any of the contents of the Report to others without the express authorization of MIPL. This Report is prepared and issued to the Subscriber without any risk, responsibility or liability on the part of MIPL or its officials.

- Furniture
- Plant and Machinery
- Office Equipment
- Vehicles
- Computer

CMT REPORT (Corruption, Money Laundering & Terrorism]

The Public Notice information has been collected from various sources including but not limited to: **The Courts, India Prisons Service, Interpol, etc.**

1] INFORMATION ON DESIGNATED PARTY

No records exist designating subject or any of its beneficial owners, controlling shareholders or senior officers as terrorist or terrorist organization or whom notice had been received that all financial transactions involving their assets have been blocked or convicted, found guilty or against whom a judgement or order had been entered in a proceedings for violating money-laundering, anti-corruption or bribery or international economic or anti-terrorism sanction laws or whose assets were seized, blocked, frozen or ordered forfeited for violation of money laundering or international anti-terrorism laws.

2] Court Declaration :

No records exist to suggest that subject is or was the subject of any formal or informal allegations, prosecutions or other official proceeding for making any prohibited payments or other improper payments to government officials for engaging in prohibited transactions or with designated parties.

3] Asset Declaration :

No records exist to suggest that the property or assets of the subject are derived from criminal conduct or a prohibited transaction.

4] Record on Financial Crime :

Charges or conviction registered against subject: **None**

5] Records on Violation of Anti-Corruption Laws :

Charges or investigation registered against subject: **None**

6] Records on Int'l Anti-Money Laundering Laws/Standards :

Charges or investigation registered against subject: **None**

7] Criminal Records

No available information exist that suggest that subject or any of its principals have been formally charged or convicted by a competent governmental authority for any financial crime or under any formal investigation by a competent government authority for any violation of anti-corruption laws or international anti-money laundering laws or standard.

8] Affiliation with Government :

No record exists to suggest that any director or indirect owners, controlling shareholders, director, officer or employee of the company is a government official or a family member or close business associate of a Government official.

9] Compensation Package :

Our market survey revealed that the amount of compensation sought by the subject is fair and reasonable and comparable to compensation paid to others for similar services.

10] Press Report :

No press reports / filings exists on the subject.

CORPORATE GOVERNANCE

MIRA INFORM as part of its Due Diligence do provide comments on Corporate Governance to identify management and governance. These factors often have been predictive and in some cases have created vulnerabilities to credit deterioration.

Our Governance Assessment focuses principally on the interactions between a company's management, its Board of Directors, Shareholders and other financial stakeholders.

CONTRAVENTION

Subject is not known to have contravened any existing local laws, regulations or policies that prohibit, restrict or otherwise affect the terms and conditions that could be included in the agreement with the subject.

FOREIGN EXCHANGE RATES

Currency	Unit	INR
US Dollar	1	INR 70.52
UK Pound	1	INR 89.45
Euro	1	INR 79.84

INFORMATION DETAILS

Information Gathered by :	SHAL
Analysis Done by :	VIVR
Report Prepared by :	RUP

DISCLAIMER : This Report is **PRIVATE & CONFIDENTIAL** and it is prepared at the request of and for its use by the Subscriber only. The Subscriber shall use the contents of the Report merely as an aid to its business. Mira Inform Private Limited ("MIPL") has collated information/data in the Report, which have not been verified unless otherwise specifically mentioned in the Report. The Subscriber shall independently verify the accuracy and correctness of the information/data before in any way acting upon the same. MIPL shall not be liable for any harm, injury, loss or damage caused to the Subscriber due to default by the Subscriber's debtors/beneficiaries in fulfilling their obligations of any nature whatsoever. This Report or any of its portion shall not be used as a documentary evidence or otherwise before any investigative agencies or forum of law. This Report is confidential and proprietary to MIPL. The Subscriber and/or any other person(s) may not reproduce, publish or disclose any of the contents of the Report to others without the express authorization of MIPL. This Report is prepared and issued to the Subscriber without any risk, responsibility or liability on the part of MIPL or its officials.

SCORE FACTORS

DEMERIT POINTS		
--BANK CHARGES	YES/NO	YES
--LITIGATION	YES/NO	NO
--OTHER ADVERSE INFORMATION	YES/NO	NO
MERIT POINTS		
--SOLE DISTRIBUTORSHIP	YES/NO	NO
--EXPORT ACTIVITIES	YES/NO	YES
--AFFILIATION	YES/NO	YES
--LISTED	YES/NO	NO
--OTHER MERIT FACTORS	YES/NO	YES

RATING EXPLANATIONS

Credit Rating	Explanation	Rating Comments
A++	Minimum Risk	Business dealings permissible with minimum risk of default
A+	Low Risk	Business dealings permissible with low risk of default
A	Acceptable Risk	Business dealings permissible with moderate risk of default
B	Medium Risk	Business dealings permissible on a regular monitoring basis
C	Medium High Risk	Business dealings permissible preferably on secured basis
D	High Risk	Business dealing not recommended or on secured terms only
NB	New Business	No recommendation can be done due to business in infancy stage
NT	No Trace	No recommendation can be done as the business is not traceable

NB is stated where there is insufficient information to facilitate rating. However, it is not to be considered as unfavourable.

This score serves as a reference to assess SC's credit risk and to set the amount of credit to be extended. It is calculated from a composite of weighted scores obtained from each of the major sections of this report. The assessed factors are as follows:

- Financial condition covering various ratios
- Company background and operations size
- Promoters / Management background
- Payment record
- Litigation against the subject
- Industry scenario / competitor analysis
- Supplier / Customer / Banker review (wherever available)

DISCLAIMER : This Report is **PRIVATE & CONFIDENTIAL** and it is prepared at the request of and for its use by the Subscriber only. The Subscriber shall use the contents of the Report merely as an aid to its business. Mira Inform Private Limited ("MIPL") has collated information/data in the Report, which have not been verified unless otherwise specifically mentioned in the Report. The Subscriber shall independently verify the accuracy and correctness of the information/data before in any way acting upon the same. MIPL shall not be liable for any harm, injury, loss or damage caused to the Subscriber due to default by the Subscriber's debtors/beneficiaries in fulfilling their obligations of any nature whatsoever. This Report or any of its portion shall not be used as a documentary evidence or otherwise before any investigative agencies or forum of law. This Report is confidential and proprietary to MIPL. The Subscriber and/or any other person(s) may not reproduce, publish or disclose any of the contents of the Report to others without the express authorization of MIPL. This Report is prepared and issued to the Subscriber without any risk, responsibility or liability on the part of MIPL or its officials.