

MIRA INFORM REPORT

Report No. :	543943
Report Date :	07.12.2018

IDENTIFICATION DETAILS

Name :	FORESTAL MIMOSA LIMITED
Formerly Known As :	FORESTAL INTERNATIONAL LIMITED
Registered Office :	Level 17, Dashwood House, 69 Broad Street, London, Ec2m 1qs
Country :	United Kingdom
Financials (as on) :	31.12.2017
Date of Incorporation :	05.02.1926
Com. Reg. No.:	00211562
Legal Form :	Private limited with Share Capital
Line of Business :	<ul style="list-style-type: none"> Agents specialized in the sale of other particular products The provision of services to the vegetable tanning extract industry.
No. of Employees :	2 [2017]

RATING & COMMENTS

(Mira Inform has adopted New Rating mechanism w.e.f. 23rd January 2017)

MIRA's Rating :

B

Credit Rating	Explanation	Rating Comments
B	Medium Risk	Business dealings permissible on a regular monitoring basis

Status :	Moderate
Payment Behaviour :	Slow but Correct
Litigation :	Clear

NOTES :

Any query related to this report can be made on e-mail : infodept@mirainform.com while quoting report number, name and date.

ECGC Country Risk Classification List

Country Name	Previous Rating (30.06.2018)	Current Rating (30.09.2018)
United Kingdom	A1	A1

Risk Category	ECGC Classification
Insignificant	A1
Low Risk	A2
Moderately Low Risk	B1
Moderate Risk	B2
Moderately High Risk	C1
High Risk	C2
Very High Risk	D

DISCLAIMER : This Report is **PRIVATE & CONFIDENTIAL** and it is prepared at the request of and for its use by the Subscriber only. The Subscriber shall use the contents of the Report merely as an aid to its business. Mira Inform Private Limited ("MIPL") has collated information/data in the Report, which have not been verified unless otherwise specifically mentioned in the Report. The Subscriber shall independently verify the accuracy and correctness of the information/data before in any way acting upon the same. MIPL shall not be liable for any harm, injury, loss or damage caused to the Subscriber due to default by the Subscriber's debtors/beneficiaries in fulfilling their obligations of any nature whatsoever. This Report or any of its portion shall not be used as a documentary evidence or otherwise before any investigative agencies or forum of law. This Report is confidential and proprietary to MIPL. The Subscriber and/or any other person(s) may not reproduce, publish or disclose any of the contents of the Report to others without the express authorization of MIPL. This Report is prepared and issued to the Subscriber without any risk, responsibility or liability on the part of MIPL or its officials.

UNITED KINGDOM - ECONOMIC OVERVIEW

The UK, a leading trading power and financial center, is the third largest economy in Europe after Germany and France. Agriculture is intensive, highly mechanized, and efficient by European standards, producing about 60% of food needs with less than 2% of the labor force. The UK has large coal, natural gas, and oil resources, but its oil and natural gas reserves are declining; the UK has been a net importer of energy since 2005. Services, particularly banking, insurance, and business services, are key drivers of British GDP growth. Manufacturing, meanwhile, has declined in importance but still accounts for about 10% of economic output.

In 2008, the global financial crisis hit the economy particularly hard, due to the importance of its financial sector. Falling home prices, high consumer debt, and the global economic slowdown compounded the UK's economic problems, pushing the economy into recession in the latter half of 2008 and prompting the then BROWN (Labour) government to implement a number of measures to stimulate the economy and stabilize the financial markets. Facing burgeoning public deficits and debt levels, in 2010 the then CAMERON-led coalition government (between Conservatives and Liberal Democrats) initiated an austerity program, which has continued under the Conservative government. However, the deficit still remains one of the highest in the G7, standing at 3.6% of GDP as of 2017, and the UK has pledged to lower its corporation tax from 20% to 17% by 2020. The UK had a debt burden of 90.4% GDP at the end of 2017.

The UK economy has begun to slow since the referendum vote to leave the EU in June 2016. A sustained depreciation of the British pound has increased consumer and producer prices, weighing on consumer spending without spurring a meaningful increase in exports. The UK has an extensive trade relationship with other EU members through its single market membership, and economic observers have warned the exit will jeopardize its position as the central location for European financial services. Prime Minister MAY is seeking a new "deep and special" trade relationship with the EU following the UK's exit. However, economists doubt that the UK will be able to preserve the benefits of EU membership without the obligations. The UK is expected to officially leave the EU by the end of March 2019.

Source : CIA

COMPANY NAME AND ADDRESS

Company Name: FORESTAL MIMOSA LIMITED
Company No: 00211562
Company Status: Active - Accounts Filed
Status: Active
Registered Address: LEVEL 17, DASHWOOD HOUSE 69 BROAD STREET LONDON EC2M 1QS

COMPANY NAME

FORESTAL MIMOSA LIMITED

COMPANY NUMBER

00211562

COMPANY SUMMARY

Registered Address LEVEL 17, DASHWOOD HOUSE
69 BROAD STREET
LONDON
EC2M 1QS
Trading Address Level 17
Dashwood House
69 Old Broad Street
London
EC2M 1QS
Website Address <http://www.forestmimosa.com>
Telephone Number 02075628967
Fax Number
TPS No
FPS Yes
Incorporation Date 05/02/1926
Previous Name FORESTAL INTERNATIONAL LIMITED
Type Private limited with Share Capital
FTSE Index -
Date of Change 24/01/1992
Filing Date of Accounts 10/05/2018
Currency GBP
Share Capital £130,000
SIC07 46180

DISCLAIMER : This Report is **PRIVATE & CONFIDENTIAL** and it is prepared at the request of and for its use by the Subscriber only. The Subscriber shall use the contents of the Report merely as an aid to its business. Mira Inform Private Limited ("MIPL") has collated information/data in the Report, which have not been verified unless otherwise specifically mentioned in the Report. The Subscriber shall independently verify the accuracy and correctness of the information/data before in any way acting upon the same. MIPL shall not be liable for any harm, injury, loss or damage caused to the Subscriber due to default by the Subscriber's debtors/beneficiaries in fulfilling their obligations of any nature whatsoever. This Report or any of its portion shall not be used as a documentary evidence or otherwise before any investigative agencies or forum of law. This Report is confidential and proprietary to MIPL. The Subscriber and/or any other person(s) may not reproduce, publish or disclose any of the contents of the Report to others without the express authorization of MIPL. This Report is prepared and issued to the Subscriber without any risk, responsibility or liability on the part of MIPL or its officials.

Charity Number -
SIC07 Description AGENTS SPECIALIZED IN THE SALE OF OTHER PARTICULAR PRODUCTS
Principal Activity The provision of services to the vegetable tanning extract industry.

ADDITIONAL INFORMATION

CCJ's 0 (£0)
No CCJ Information To Display
Ultimate Holding Company FORESTAL MIMOSA LIMITED
Accountant -
Mortgages 3
Group 1 companies
Linkages 0 companies
Countries In 0 countries

KEY FINANCIALS

Year to Date	Turnover	Pre Tax Profit	Shareholder's Funds	Employees
31/12/2017	£10,505,808	£5,123	£285,477	2
31/12/2016	£10,059,456	£85,233	£280,541	3
31/12/2015	£8,547,037	-£89,527	£195,308	3

MORTGAGE SUMMARY

Total Mortgage 3
Outstanding 0
Satisfied 3

TRADE DEBTORS / BAD DEBT SUMMARY

Total Number of Documented Trade 0
Total Value of Documented Trade £0

COMMENTARY

This company has only made late payments on a low percentage of invoices.

The latest Balance Sheet indicates a positive net working capital position.

The latest cash balances represent a positive level in terms of the overall outstanding creditor obligations.

DISCLAIMER : This Report is **PRIVATE & CONFIDENTIAL** and it is prepared at the request of and for its use by the Subscriber only. The Subscriber shall use the contents of the Report merely as an aid to its business. Mira Inform Private Limited ("MIPL") has collated information/data in the Report, which have not been verified unless otherwise specifically mentioned in the Report. The Subscriber shall independently verify the accuracy and correctness of the information/data before in any way acting upon the same. MIPL shall not be liable for any harm, injury, loss or damage caused to the Subscriber due to default by the Subscriber's debtors/beneficiaries in fulfilling their obligations of any nature whatsoever. This Report or any of its portion shall not be used as a documentary evidence or otherwise before any investigative agencies or forum of law. This Report is confidential and proprietary to MIPL. The Subscriber and/or any other person(s) may not reproduce, publish or disclose any of the contents of the Report to others without the express authorization of MIPL. This Report is prepared and issued to the Subscriber without any risk, responsibility or liability on the part of MIPL or its officials.

The high debt/equity ratio indicates that assets are funded primarily by creditors rather than equity/reinvested profits.

There has been an increase in shareholders funds compared with the previous balance sheet.

CCJ

Total Number of Exact CCJs -	0	Total Value of Exact CCJs -	
Total Number of Possible CCJs -	0	Total Value of Possible CCJs -	
Total Number of Satisfied CCJs -	0	Total Value of Satisfied CCJs -	
Total Number of Writs -	-		

Total Current Directors	4	Total Current Secretaries	0
Total Previous Directors / Company Secretaries	22	Total Person's With Significant Control	0

CURRENT DIRECTORS

Title	Mr	Function	Director
Name	Nigel Anthony Payne	Nationality	British
Date of Birth	02/1960	Present Appointments	4
Latest Address	24 Van Eck Place, Pietermaritzburg	Appointment Date	01/10/2001

Post Code			
Title	Mr	Function	Director
Name	Solomon Mugavazi	Nationality	Zimbabwean
Date of Birth	01/1964	Present Appointments	2
Latest Address	7 Carsberg Ave. Alexandra Park,, Harare	Appointment Date	21/03/2006

Title	Mr	Function	Director
Name	Harald Gunther Niebuhr	Nationality	South African
Date of Birth	09/1966	Present Appointments	1
Latest Address	Level 17, Dashwood House 69 Broad Street, London	Appointment Date	15/11/2011

Post Code	EC2M 1QS		
Title	Mr	Function	Director
Name	Franky Kufa	Nationality	Zimbabwean
Date of Birth	11/1967	Present Appointments	2

DISCLAIMER : This Report is **PRIVATE & CONFIDENTIAL** and it is prepared at the request of and for its use by the Subscriber only. The Subscriber shall use the contents of the Report merely as an aid to its business. Mira Inform Private Limited ("MIPL") has collated information/data in the Report, which have not been verified unless otherwise specifically mentioned in the Report. The Subscriber shall independently verify the accuracy and correctness of the information/data before in any way acting upon the same. MIPL shall not be liable for any harm, injury, loss or damage caused to the Subscriber due to default by the Subscriber's debtors/beneficiaries in fulfilling their obligations of any nature whatsoever. This Report or any of its portion shall not be used as a documentary evidence or otherwise before any investigative agencies or forum of law. This Report is confidential and proprietary to MIPL. The Subscriber and/or any other person(s) may not reproduce, publish or disclose any of the contents of the Report to others without the express authorization of MIPL. This Report is prepared and issued to the Subscriber without any risk, responsibility or liability on the part of MIPL or its officials.

Latest Address	Level 17, Dashwood House 69 Broad Street, London	Appointment Date	16/11/2017
Post Code	EC2M 1QS		








CURRENT COMPANY SECRETARY

Top Shareholders

Name	Currency	Share Count	Share Type	Nominal Value	% of Total Share Count
LONRHO AGRIBUSINESS ZIMBABWE (UK) LTD	GBP	65,000	ORDINARY	1	50
PENTRISE (PTY) LTD	GBP	32,631	ORDINARY	1	25.1
NIGEL ANTHONY PAYNE	GBP	32,369	ORDINARY	1	24.9

FINANCIALS









Profit & Loss

	Date Of Accounts	31/12/17	(%)	31/12/16	(%)	31/12/15	(%)	31/12/14	(%)	31/12/13
	Weeks	52	(%)	52	(%)	52	(%)	52	(%)	52
	Currency	GBP	(%)	GBP	(%)	GBP	(%)	GBP	(%)	GBP
	Consolidated A/cs	N	(%)	N	(%)	N	(%)	N	(%)	N
	Turnover	£10,505,808	4.4%	£10,059,456	17.7%	£8,547,037	-8.7%	£9,360,232	-33.6%	£14,096,440
	Export	-	-	-	-	-	-	-	-	-
	Cost of Sales	£10,303,980	6.4%	£9,688,492	17.9%	£8,215,167	-8.5%	£8,979,525	-34.1%	£13,635,719
	Gross Profit	£201,828	-45.6%	£370,964	11.8%	£331,870	-12.8%	£380,707	-17.4%	£460,721
	Wages & Salaries	-	-	-	-	-	-	£291,242	2.8%	£283,219
	Directors Emoluments	£59,160	-	£59,160	-64.8%	£167,850	7.8%	£155,652	-12.5%	£177,878
	Operating Profit	£4,491	-94.7%	£84,301	193.6%	£-90,100	-49.1%	£-60,422	-999.9%	£5,399










DISCLAIMER : This Report is **PRIVATE & CONFIDENTIAL** and it is prepared at the request of and for its use by the Subscriber only. The Subscriber shall use the contents of the Report merely as an aid to its business. Mira Inform Private Limited ("MIPL") has collated information/data in the Report, which have not been verified unless otherwise specifically mentioned in the Report. The Subscriber shall independently verify the accuracy and correctness of the information/data before in any way acting upon the same. MIPL shall not be liable for any harm, injury, loss or damage caused to the Subscriber due to default by the Subscriber's debtors/beneficiaries in fulfilling their obligations of any nature whatsoever. This Report or any of its portion shall not be used as a documentary evidence or otherwise before any investigative agencies or forum of law. This Report is confidential and proprietary to MIPL. The Subscriber and/or any other person(s) may not reproduce, publish or disclose any of the contents of the Report to others without the express authorization of MIPL. This Report is prepared and issued to the Subscriber without any risk, responsibility or liability on the part of MIPL or its officials.

FORESTAL MIMOSA LIMITED - 543943

PAGE NO. : 8

	Depreciation	£200	17.6 %	£170	-99.5 %	£33,133	553.6 %	£5,069	0.2%	£5,058
	Audit Fees	-	-	-	-100%	£14,250	3.6%	£13,750	4.2%	£13,200
	Interest Payments	-	-	-	-	-	-	-	-	-
	Pre Tax Profit	£5,123	-94%	£85,233	195.2 %	-£89,527	-50%	-£59,688	-999.9 %	£6,135
	Taxation	-£187	-	-	-	-	-100%	£1,929	200%	-£1,929
	Profit After Tax	£4,936	-94.2 %	£85,233	195.2 %	-£89,527	-55%	-£57,759	-999.9 %	£4,206
	Dividends Payable	-	-	-	-	-	-	-	-	-
	Retained Profit	£4,936	-94.2 %	£85,233	195.2 %	-£89,527	-55%	-£57,759	-999.9 %	£4,206









Balance Sheet

	Date Of Accounts	31/12/17	(%)	31/12/16	(%)	31/12/15	(%)	31/12/14	(%)	31/12/13
	Tangible Assets	£722	999.9 %	£2	-100%	£15,172	-36.4 %	£23,840	26.1 %	£18,909
	Intangible Assets	0	-	0	-	0	-	0	-	0
	Total Fixed Assets	£722	999.9 %	£2	-100%	£15,172	-36.4 %	£23,840	26.1 %	£18,909
	Stock	£39,900	-8%	£43,363	204.3 %	£14,250	-43.9 %	£25,419	45.3 %	£17,495
	Trade Debtors	£1,957,310	-42.3%	£3,393,608	31.5%	£2,579,749	19.5 %	£2,158,442	4%	£2,074,711
	Cash	£1,346,638	34.3%	£1,002,726	29.9%	£771,659	-18.7 %	£949,734	0.7%	£942,873
	Other Debtors	£14,253	103.6 %	£7,001	-53.4%	£15,016	-55.9 %	£34,012	42.9 %	£23,805
	Miscellaneous Current Assets	0	-	0	-	0	-	0	-	0
	Total Current	£3,358,101	-24.5%	£4,446,698	31.5%	£3,380,674	6.7%	£3,167,607	3.6%	£3,058,884






DISCLAIMER : This Report is **PRIVATE & CONFIDENTIAL** and it is prepared at the request of and for its use by the Subscriber only. The Subscriber shall use the contents of the Report merely as an aid to its business. Mira Inform Private Limited ("MIPL") has collated information/data in the Report, which have not been verified unless otherwise specifically mentioned in the Report. The Subscriber shall independently verify the accuracy and correctness of the information/data before in any way acting upon the same. MIPL shall not be liable for any harm, injury, loss or damage caused to the Subscriber due to default by the Subscriber's debtors/beneficiaries in fulfilling their obligations of any nature whatsoever. This Report or any of its portion shall not be used as a documentary evidence or otherwise before any investigative agencies or forum of law. This Report is confidential and proprietary to MIPL. The Subscriber and/or any other person(s) may not reproduce, publish or disclose any of the contents of the Report to others without the express authorization of MIPL. This Report is prepared and issued to the Subscriber without any risk, responsibility or liability on the part of MIPL or its officials.

FORESTAL MIMOSA LIMITED - 543943


PAGE NO. : 9

	Assets									
	Trade Creditors	£3,035,563	-26.5%	£4,127,767	32.1%	£3,123,701	11.1%	£2,810,546	7%	£2,626,992
	Bank Loans & Overdrafts	0	-	0	-	0	-	0	-	0
	Other Short Term Finance	£2	-	£2	-100%	£10,002	-	£10,002	-	£10,002
	Miscellaneous Current Liabilities	£37,781	-1.6%	£38,390	-42.6%	£66,835	-22.3%	£86,064	-12.4%	£98,205
	Total Current Liabilities	£3,073,346	-26.2%	£4,166,159	30.2%	£3,200,538	10.1%	£2,906,612	6.3%	£2,735,199
	Bank Loans & Overdrafts and LTL	0	-	0	-	0	-	0	-	0
	Other Long Term Finance	0	-	0	-	0	-	0	-	0
	Total Long Term Liabilities	0	-	0	-	0	-	0	-	0





Capital & Reserves

	Date Of Accounts	31/12/17	(%)	31/12/16	(%)	31/12/15	(%)	31/12/14	(%)	31/12/13
	Called Up Share Capital	£130,000	-	£130,000	-	£130,000	-	£130,000	-	£130,000
	P & L Account Reserve	£155,477	3.3%	£150,541	130.5%	£65,308	-57.8%	£154,835	-27.2%	£212,594
	Revaluation Reserve	-	-	-	-	-	-	-	-	-
	Sundry Reserves	-	-	-	-	-	-	-	-	-
	Shareholder Funds	£285,477	1.8%	£280,541	43.6%	£195,308	-31.4%	£284,835	-16.9%	£342,594





Other Financial Items

	Date Of Accounts	31/12/17	(%)	31/12/16	(%)	31/12/15	(%)	31/12/14	(%)	31/12/13
	Net Worth	£285,477	1.8%	£280,541	43.6%	£195,308	-31.4%	£284,835	-16.9%	£342,594



DISCLAIMER : This Report is **PRIVATE & CONFIDENTIAL** and it is prepared at the request of and for its use by the Subscriber only. The Subscriber shall use the contents of the Report merely as an aid to its business. Mira Inform Private Limited ("MIPL") has collated information/data in the Report, which have not been verified unless otherwise specifically mentioned in the Report. The Subscriber shall independently verify the accuracy and correctness of the information/data before in any way acting upon the same. MIPL shall not be liable for any harm, injury, loss or damage caused to the Subscriber due to default by the Subscriber's debtors/beneficiaries in fulfilling their obligations of any nature whatsoever. This Report or any of its portion shall not be used as a documentary evidence or otherwise before any investigative agencies or forum of law. This Report is confidential and proprietary to MIPL. The Subscriber and/or any other person(s) may not reproduce, publish or disclose any of the contents of the Report to others without the express authorization of MIPL. This Report is prepared and issued to the Subscriber without any risk, responsibility or liability on the part of MIPL or its officials.

							%		%	
	Working Capital	£284,755	1.5%	£280,539	55.7%	£180,136	-31%	£260,995	-19.4%	£323,685
	Total Assets	£3,358,823	-24.5%	£4,446,700	30.9%	£3,395,846	6.4%	£3,191,447	3.7%	£3,077,793
	Total Liabilities	£3,073,346	-26.2%	£4,166,159	30.2%	£3,200,538	10.1%	£2,906,612	6.3%	£2,735,199
	Net Assets	£285,477	1.8%	£280,541	43.6%	£195,308	-31.4%	£284,835	-16.9%	£342,594



Cash Flow

	Date Of Accounts	31/12/17	(%)	31/12/16	(%)	31/12/15	(%)	31/12/14	(%)	31/12/13
	Net Cashflow from Operations	-	-	-	-	-	-	£8,056	110%	-£80,824
	Net Cashflow before Financing	-	-	-	-	-	100%	£6,861	108.2%	-£83,903
	Net Cashflow from Financing	-	-	-	-	-	-	-	-	-
	Increase in Cash	-	-	-	-	-	-	£6,861	108.2%	-£83,903













Miscellaneous

	Date Of Accounts	31/12/17	(%)	31/12/16	(%)	31/12/15	(%)	31/12/14	(%)	31/12/13
	Contingent Liability	NO	-	NO	-	NO	-	NO	-	NO
	Capital Employed	£285,477	1.8%	£280,541	43.6%	£195,308	-31.4%	£284,835	-16.9%	£342,594
	Number of Employees	2	-33.3%	3	-	3	-25%	4	-	4
	Accountants									
	Auditors									
	Auditor Comments	The company is exempt from audit								
	Bankers									
	Bank Branch Code									

Ratios

	Date Of Accounts	31/12/17	31/12/16	31/12/15	31/12/14	31/12/13
	Pre-tax profit margin %	0.05	0.85	-1.05	-0.64	0.04
	Current ratio	1.09	1.07	1.06	1.09	1.12

DISCLAIMER : This Report is **PRIVATE & CONFIDENTIAL** and it is prepared at the request of and for its use by the Subscriber only. The Subscriber shall use the contents of the Report merely as an aid to its business. Mira Inform Private Limited ("MIPL") has collated information/data in the Report, which have not been verified unless otherwise specifically mentioned in the Report. The Subscriber shall independently verify the accuracy and correctness of the information/data before in any way acting upon the same. MIPL shall not be liable for any harm, injury, loss or damage caused to the Subscriber due to default by the Subscriber's debtors/beneficiaries in fulfilling their obligations of any nature whatsoever. This Report or any of its portion shall not be used as a documentary evidence or otherwise before any investigative agencies or forum of law. This Report is confidential and proprietary to MIPL. The Subscriber and/or any other person(s) may not reproduce, publish or disclose any of the contents of the Report to others without the express authorization of MIPL. This Report is prepared and issued to the Subscriber without any risk, responsibility or liability on the part of MIPL or its officials.

	Sales/Net Working Capital	36.89	35.86	47.45	35.86	43.55
	Gearing %	0	0	0	0	0
	Equity in %	8.50	6.30	5.80	8.90	11.10
	Creditor Days	105.17	149.36	133.03	109.29	67.83
	Debtor Days	67.81	122.79	109.86	83.93	53.57
	Liquidity/Acid Test	1.07	1.05	1.05	1.08	1.11
	Return On Capital Employed %	1.79	30.38	-45.83	-20.95	1.79
	Return On Total Assets Employed %	0.15	1.91	-2.63	-1.87	0.19
	Current Debt Ratio	10.76	14.85	16.38	10.20	7.98
	Total Debt Ratio	10.76	14.85	16.38	10.20	7.98
	Stock Turnover Ratio %	0.37	0.43	0.16	0.27	0.12
	Return on Net Assets Employed %	1.79	30.38	-45.83	-20.95	1.79

Report Notes

There are no notes to display.

Status History

No Status History found

EVENT HISTORY

Date	Description
18/05/2018	New Accounts Filed
18/05/2018	New Accounts Filed
24/04/2018	Confirmation Statement
13/03/2018	Payment Data Update Received
21/11/2017	Dr N.P. Slabbert has left the board
21/11/2017	New Board Member Mr F. Kufa appointed
13/06/2017	Payment Data Update Received
12/06/2017	New Accounts Filed
12/06/2017	New Accounts Filed
25/04/2017	Confirmation Statement
06/07/2016	Payment Data Update Received
24/06/2016	New Accounts Filed
24/06/2016	New Accounts Filed
24/04/2016	Annual Returns

DISCLAIMER : This Report is **PRIVATE & CONFIDENTIAL** and it is prepared at the request of and for its use by the Subscriber only. The Subscriber shall use the contents of the Report merely as an aid to its business. Mira Inform Private Limited ("MIPL") has collated information/data in the Report, which have not been verified unless otherwise specifically mentioned in the Report. The Subscriber shall independently verify the accuracy and correctness of the information/data before in any way acting upon the same. MIPL shall not be liable for any harm, injury, loss or damage caused to the Subscriber due to default by the Subscriber's debtors/beneficiaries in fulfilling their obligations of any nature whatsoever. This Report or any of its portion shall not be used as a documentary evidence or otherwise before any investigative agencies or forum of law. This Report is confidential and proprietary to MIPL. The Subscriber and/or any other person(s) may not reproduce, publish or disclose any of the contents of the Report to others without the express authorization of MIPL. This Report is prepared and issued to the Subscriber without any risk, responsibility or liability on the part of MIPL or its officials.

19/06/2015	New Accounts Filed
------------	--------------------

PREVIOUS COMPANY NAMES

Date	Previous Name
24/01/1992	FORESTAL INTERNATIONAL LIMITED

Writ Details

No writs found

STATISTICS

Group	1 companies
Linkages	0 companies
Countries	In 0 countries

SUMMARY

Holding Company	FORESTAL MIMOSA LIMITED
Ownership Status	Ultimately Owned
Ultimate Holding Company	FORESTAL MIMOSA LIMITED

GROUP STRUCTURE

Company Name	Registered Number	Latest Key Financials	Consol. Accounts	Turnover
FORESTAL MIMOSA LIMITED	00211562	31.12.2017	N	£10,505,808

MORTGAGE DETAILS

Mortgage Type:	CHARGE OF DEPOSIT		
Date Charge Created:	21/01/08		
Date Charge Registered:	26/01/08		

DISCLAIMER : This Report is **PRIVATE & CONFIDENTIAL** and it is prepared at the request of and for its use by the Subscriber only. The Subscriber shall use the contents of the Report merely as an aid to its business. Mira Inform Private Limited ("MIPL") has collated information/data in the Report, which have not been verified unless otherwise specifically mentioned in the Report. The Subscriber shall independently verify the accuracy and correctness of the information/data before in any way acting upon the same. MIPL shall not be liable for any harm, injury, loss or damage caused to the Subscriber due to default by the Subscriber's debtors/beneficiaries in fulfilling their obligations of any nature whatsoever. This Report or any of its portion shall not be used as a documentary evidence or otherwise before any investigative agencies or forum of law. This Report is confidential and proprietary to MIPL. The Subscriber and/or any other person(s) may not reproduce, publish or disclose any of the contents of the Report to others without the express authorization of MIPL. This Report is prepared and issued to the Subscriber without any risk, responsibility or liability on the part of MIPL or its officials.

Date Charge Satisfied:	11/04/12		
Status:	SATISFIED		
Person(s) Entitled:	NATIONAL WESTMINSTER BANK PLC		
Amount Secured:			
Details:	ALL DEPOSITS NOW AND IN THE FUTURE CREDITED TO ACCOUNT DESIGNATION 82532338 WITH THE BANK AND ANY DEPOSIT OR ACCOUNT OF ANY OTHER DESCRIPTION OR DESIGNATION WHICH DERIVES IN WHOLE OR IN PART FROM SUCH DEPOSITS OR ACCOUNT		
Mortgage Type:	CHARGE OF DEPOSIT		
Date Charge Created:	15/05/02		
Date Charge Registered:	28/05/02		
Date Charge Satisfied:	11/04/12		
Status:	SATISFIED		
Person(s) Entitled:	NATIONAL WESTMINSTER BANK PLC		
Amount Secured:			
Details:	THE DEPOSIT INITIALLY OF £7,000 CREDITED TO ACCOUNT DESIGNATION 14931176 WITH THE BANK AND ANY ADDITION TO THAT DEPOSIT AND ANY DEPOSIT OR ACCOUNT FROM TIME TO TIME OF ANY OTHER CURRENCY DESCRIPTION OR DESIGNATION WHICH DERIVES IN WHOLE OR IN PART FROM SUCH DEPOSIT OR ACCOUNT		

Mortgage Type:	LEGAL MORTGAGE		
Date Charge Created:	20/12/90		
Date Charge Registered:	07/01/91		
Date Charge Satisfied:	11/04/12		
Status:	SATISFIED		
Person(s) Entitled:	NATIONAL WESTMINSTER BANK PLC		
Amount Secured:			
Details:	1 & 3 CHILWORTH MEWS PADDINGTON LONDON W2 TITLE NO NGL 331752 AND/OR THE PROCEEDS OF SALE THEREOF FLOATING CHARGE OVER ALL MOVEABLE PLANT MACHINERY IMPLEMENTS UTENSILS FURNITURE AND EQUIPMENT		

PREVIOUS DIRECTOR/COMPANY SECRETARIES

Name	Current Active Appointments	Previous Appointments	Dissolved Companies
John Edward Grontenrath	0	6	6
Brian Anthony Charlton	0	2	3
Christopher Robert Warn	0	1	0
Malcolm Hodgson	0	1	0
Erroll Raymond Tillett	0	2	1
Bailey Andrew Bekker	0	1	1
John Lindsay Wray	0	1	1
John Russell Clark	0	2	1

DISCLAIMER : This Report is **PRIVATE & CONFIDENTIAL** and it is prepared at the request of and for its use by the Subscriber only. The Subscriber shall use the contents of the Report merely as an aid to its business. Mira Inform Private Limited ("MIPL") has collated information/data in the Report, which have not been verified unless otherwise specifically mentioned in the Report. The Subscriber shall independently verify the accuracy and correctness of the information/data before in any way acting upon the same. MIPL shall not be liable for any harm, injury, loss or damage caused to the Subscriber due to default by the Subscriber's debtors/beneficiaries in fulfilling their obligations of any nature whatsoever. This Report or any of its portion shall not be used as a documentary evidence or otherwise before any investigative agencies or forum of law. This Report is confidential and proprietary to MIPL. The Subscriber and/or any other person(s) may not reproduce, publish or disclose any of the contents of the Report to others without the express authorization of MIPL. This Report is prepared and issued to the Subscriber without any risk, responsibility or liability on the part of MIPL or its officials.

Udi Mareka Gecaga	1	1	1
John C Skett	0	3	0
James Foster Wykeham Taylor	0	1	0
Roger Gregory Badger	1	20	26
Thomas Geoffrey Lupton	0	1	0
Ian Eric Luyt	0	2	1
John Edward Smith	0	2	3
Jack Murray Mason	0	1	0
Gavin William Barnes	0	4	2
Ronald Wellwood Cox	1	1	0
Lysias Chadya Sibanda	0	1	1
Lawrence Michael Ward	0	1	0
Neville Patrick Slabbert	0	3	1
Conrad Eckhard Klipp	0	1	0
Total Persons With Significant Control	0	Total Statements	1
Active	0	Active	1
Ceased	0	Ceased	0

Active Persons With Significant Control

No Active Persons With Significant Control To Display

Ceased Persons With Significant Control

No Ceased Persons With Significant Control To Display

Active Statements

Statement	The company knows or has reasonable cause to believe that there is no registrable person or registrable relevant legal entity in relation to the company		
Notified On	20/04/2017		

Ceased Statements

No Ceased Statements To Display

FOREIGN EXCHANGE RATES

Currency	Unit	Indian Rupees
US Dollar	1	INR 71.04
UK Pound	1	INR 90.30
Euro	1	INR 80.55
GBP	1	INR 90.17

Note : Above are approximate rates obtained from sources believed to be correct

INFORMATION DETAILS

Analysis Done by :	NIY
Report Prepared by :	SYL

DISCLAIMER : This Report is **PRIVATE & CONFIDENTIAL** and it is prepared at the request of and for its use by the Subscriber only. The Subscriber shall use the contents of the Report merely as an aid to its business. Mira Inform Private Limited ("MIPL") has collated information/data in the Report, which have not been verified unless otherwise specifically mentioned in the Report. The Subscriber shall independently verify the accuracy and correctness of the information/data before in any way acting upon the same. MIPL shall not be liable for any harm, injury, loss or damage caused to the Subscriber due to default by the Subscriber's debtors/beneficiaries in fulfilling their obligations of any nature whatsoever. This Report or any of its portion shall not be used as a documentary evidence or otherwise before any investigative agencies or forum of law. This Report is confidential and proprietary to MIPL. The Subscriber and/or any other person(s) may not reproduce, publish or disclose any of the contents of the Report to others without the express authorization of MIPL. This Report is prepared and issued to the Subscriber without any risk, responsibility or liability on the part of MIPL or its officials.

RATING EXPLANATIONS

Credit Rating	Explanation	Rating Comments
A++	Minimum Risk	Business dealings permissible with minimum risk of default
A+	Low Risk	Business dealings permissible with low risk of default
A	Acceptable Risk	Business dealings permissible with moderate risk of default
B	Medium Risk	Business dealings permissible on a regular monitoring basis
C	Medium High Risk	Business dealings permissible preferably on secured basis
D	High Risk	Business dealing not recommended or on secured terms only
NB	New Business	No recommendation can be done due to business in infancy stage
NT	No Trace	No recommendation can be done as the business is not traceable

NB is stated where there is insufficient information to facilitate rating. However, it is not to be considered as unfavourable.

This score serves as a reference to assess SC's credit risk and to set the amount of credit to be extended. It is calculated from a composite of weighted scores obtained from each of the major sections of this report. The assessed factors are as follows:

- Financial condition covering various ratios
- Company background and operations size
- Promoters / Management background
- Payment record
- Litigation against the subject
- Industry scenario / competitor analysis
- Supplier / Customer / Banker review (wherever available)