

## MIRA INFORM REPORT

Report No. :	542253
Report Date :	15.12.2018

### IDENTIFICATION DETAILS

Name :	CRAZY HORSES LIMITED
Registered Office :	Dunlop House, 23A Spencer Road, New Milton BH25 6BZ
Country :	United Kingdom
Financials (as on) :	31.03.2018
Date of Incorporation :	23.03.2000
Com. Reg. No.:	03954907
Legal Form :	Private Limited with Share Capital
Line of Business :	Packaging Activities.
No. of Employees :	10 [2018]

### RATING & COMMENTS

(Mira Inform has adopted New Rating mechanism w.e.f. 23<sup>rd</sup> January 2017)

<b>MIRA's Rating :</b>	<b>A</b>
------------------------	----------

Credit Rating	Explanation	Rating Comments
A	Acceptable Risk	Business dealings permissible with moderate risk of default

Status :	Satisfactory
Payment Behaviour :	Slow but correct
Litigation :	Clear

#### NOTES :

Any query related to this report can be made on e-mail : [infodept@mirainform.com](mailto:infodept@mirainform.com) while quoting report number, name and date.

**DISCLAIMER :** This Report is **PRIVATE & CONFIDENTIAL** and it is prepared at the request of and for its use by the Subscriber only. The Subscriber shall use the contents of the Report merely as an aid to its business. Mira Inform Private Limited ("MIPL") has collated information/data in the Report, which have not been verified unless otherwise specifically mentioned in the Report. The Subscriber shall independently verify the accuracy and correctness of the information/data before in any way acting upon the same. MIPL shall not be liable for any harm, injury, loss or damage caused to the Subscriber due to default by the Subscriber's debtors/beneficiaries in fulfilling their obligations of any nature whatsoever. This Report or any of its portion shall not be used as a documentary evidence or otherwise before any investigative agencies or forum of law. This Report is confidential and proprietary to MIPL. The Subscriber and/or any other person(s) may not reproduce, publish or disclose any of the contents of the Report to others without the express authorization of MIPL. This Report is prepared and issued to the Subscriber without any risk, responsibility or liability on the part of MIPL or its officials.

**ECGC Country Risk Classification List**

Country Name	Previous Rating (30.06.2018)	Current Rating (30.09.2018)
United Kingdom	A1	A1

Risk Category	ECGC Classification
Insignificant	A1
Low Risk	A2
Moderately Low Risk	B1
Moderate Risk	B2
Moderately High Risk	C1
High Risk	C2
Very High Risk	D

### UNITED KINGDOM - ECONOMIC OVERVIEW

The UK, a leading trading power and financial center, is the third largest economy in Europe after Germany and France. Agriculture is intensive, highly mechanized, and efficient by European standards, producing about 60% of food needs with less than 2% of the labor force. The UK has large coal, natural gas, and oil resources, but its oil and natural gas reserves are declining; the UK has been a net importer of energy since 2005. Services, particularly banking, insurance, and business services, are key drivers of British GDP growth. Manufacturing, meanwhile, has declined in importance but still accounts for about 10% of economic output.

In 2008, the global financial crisis hit the economy particularly hard, due to the importance of its financial sector. Falling home prices, high consumer debt, and the global economic slowdown compounded the UK's economic problems, pushing the economy into recession in the latter half of 2008 and prompting the then BROWN (Labour) government to implement a number of measures to stimulate the economy and stabilize the financial markets. Facing burgeoning public deficits and debt levels, in 2010 the then CAMERON-led coalition government (between Conservatives and Liberal Democrats) initiated an austerity program, which has continued under the Conservative government. However, the deficit still remains one of the highest in the G7, standing at 3.6% of GDP as of 2017, and the UK has pledged to lower its corporation tax from 20% to 17% by 2020. The UK had a debt burden of 90.4% GDP at the end of 2017.

The UK economy has begun to slow since the referendum vote to leave the EU in June 2016. A sustained depreciation of the British pound has increased consumer and producer prices, weighing on consumer spending without spurring a meaningful increase in exports. The UK has an extensive trade relationship with other EU members through its single market membership, and economic observers have warned the exit will jeopardize its position as the central location for European financial services. Prime Minister MAY is seeking a new "deep and special" trade relationship with the EU following the UK's exit. However, economists doubt that the UK will be able to preserve the benefits of EU membership without the obligations. The UK is expected to officially leave the EU by the end of March 2019.

Source : CIA

## **COMPANY NAME**

CRAZY HORSES LIMITED

## **COMPANY SUMMARY**

### **Registered Address**

Dunlop House  
23a Spencer Road  
New Milton  
BH25 6BZ

### **Trading Address**

Dunlop House  
23A Spencer Road  
New Milton  
Hampshire  
BH25 6BZ

<b>Website Address</b>	http://www.crazybags.co.uk
<b>Company Number</b>	03954907
<b>Telephone Number</b>	-
<b>Fax Number</b>	-
<b>TPS</b>	-
<b>FPS</b>	Yes
<b>Incorporation Date</b>	23/03/2000
<b>Previous Name</b>	-
<b>Type</b>	Private Limited with Share Capital
<b>FTSE Index</b>	-
<b>Date of Change</b>	-
<b>Filing Date of Accounts</b>	04/10/2018
<b>Currency</b>	GBP
<b>Share Capital</b>	£50,006
<b>SIC07</b>	82920
<b>Charity Number</b>	-
<b>SIC07 Description</b>	Packaging Activities
<b>Principal Activity</b>	Packaging Activities.

## **ADDITIONAL INFORMATION**

**CCJ's** 0 (£0)  
No CCJ Information To Display

**DISCLAIMER** : This Report is **PRIVATE & CONFIDENTIAL** and it is prepared at the request of and for its use by the Subscriber only. The Subscriber shall use the contents of the Report merely as an aid to its business. Mira Inform Private Limited ("MIPL") has collated information/data in the Report, which have not been verified unless otherwise specifically mentioned in the Report. The Subscriber shall independently verify the accuracy and correctness of the information/data before in any way acting upon the same. MIPL shall not be liable for any harm, injury, loss or damage caused to the Subscriber due to default by the Subscriber's debtors/beneficiaries in fulfilling their obligations of any nature whatsoever. This Report or any of its portion shall not be used as a documentary evidence or otherwise before any investigative agencies or forum of law. This Report is confidential and proprietary to MIPL. The Subscriber and/or any other person(s) may not reproduce, publish or disclose any of the contents of the Report to others without the express authorization of MIPL. This Report is prepared and issued to the Subscriber without any risk, responsibility or liability on the part of MIPL or its officials.

Ultimate Holding Company	-
Accountant	HOPE JONES
Mortgages	6
Group	0 companies
Linkages	0 companies
Countries	In 0 countries

## **KEY FINANCIALS**

Year to Date	Turnover	Pre Tax Profit	Shareholder	Funds Employees
31.03.2018	-	-	£341,669	10
31.03.2017	-	-	£362,544	15
31.03.2016	-	-	£331,671	7

## **MORTGAGE SUMMARY**

Total Mortgage	6
Outstanding	1
Satisfied	5

## **TRADE DEBTORS / BAD DEBT SUMMARY**

Total Number of Documented Trade	0
Total Value of Documented Trade	£0

## **COMMENTARY**

This company has been treated as a Small company.
The latest Balance Sheet indicates a very positive net working capital position.
The latest cash balances represent a positive level in terms of the overall outstanding creditor obligations.
This company trades in an industry with a moderate level of corporate failures.

## **CCJ**

<b>Total Number of Exact</b>	0	<b>Total Value of Exact</b>	
------------------------------	---	-----------------------------	--

**DISCLAIMER** : This Report is **PRIVATE & CONFIDENTIAL** and it is prepared at the request of and for its use by the Subscriber only. The Subscriber shall use the contents of the Report merely as an aid to its business. Mira Inform Private Limited ("MIPL") has collated information/data in the Report, which have not been verified unless otherwise specifically mentioned in the Report. The Subscriber shall independently verify the accuracy and correctness of the information/data before in any way acting upon the same. MIPL shall not be liable for any harm, injury, loss or damage caused to the Subscriber due to default by the Subscriber's debtors/beneficiaries in fulfilling their obligations of any nature whatsoever. This Report or any of its portion shall not be used as a documentary evidence or otherwise before any investigative agencies or forum of law. This Report is confidential and proprietary to MIPL. The Subscriber and/or any other person(s) may not reproduce, publish or disclose any of the contents of the Report to others without the express authorization of MIPL. This Report is prepared and issued to the Subscriber without any risk, responsibility or liability on the part of MIPL or its officials.

CCJs -		CCJs -	
Total Number of Possible CCJs -	0	Total Value of Possible CCJs -	
Total Number of Satisfied CCJs -	0	Total Value of Satisfied CCJs -	
Total Number of Writs -	-		

Total Current Directors	1	Total Current Secretaries	1
Total Previous Directors / Company Secretaries	5	Total Person's With Significant Control	1

## **CURRENT DIRECTORS**

Title	Mr	Function	Director
Name	Andrew Manchester Steavenson	Nationality	British
Date of Birth	05/1957	Present Appointments	4
Latest Address	Dunlop House 23a Spencer Road, New Milton, Hampshire	Appointment Date	23/03/2000
Post Code	BH25 6BZ		

## **CURRENT COMPANY SECRETARY**

Title	Ms	Function	Company Secretary
Name	Emma Steavenson	Nationality	British
Date of Birth	11/1969	Present Appointments	3
Latest Address	Dunlop House 23a Spencer Road, New Milton, Hampshire	Appointment Date	01/09/2000
Post Code	BH25 6BZ		
















## **TOP SHAREHOLDERS**

Name	Currency	Share Count	Share Type	Nominal Value	% of Total Share Count
ANDREW MANCHESTER STEAVENSON	GBP	35,000	ORDINARY	1	69.99
EMMA STEAVENSON	GBP	12,500	ORDINARY	1	25
JENNIE TRICKETT	GBP	2,500	ORDINARY	1	5
ANDREW MANCHESTER STEAVENSON	GBP	1	DEFERRED C	1	0

**DISCLAIMER** : This Report is **PRIVATE & CONFIDENTIAL** and it is prepared at the request of and for its use by the Subscriber only. The Subscriber shall use the contents of the Report merely as an aid to its business. Mira Inform Private Limited ("MIPL") has collated information/data in the Report, which have not been verified unless otherwise specifically mentioned in the Report. The Subscriber shall independently verify the accuracy and correctness of the information/data before in any way acting upon the same. MIPL shall not be liable for any harm, injury, loss or damage caused to the Subscriber due to default by the Subscriber's debtors/beneficiaries in fulfilling their obligations of any nature whatsoever. This Report or any of its portion shall not be used as a documentary evidence or otherwise before any investigative agencies or forum of law. This Report is confidential and proprietary to MIPL. The Subscriber and/or any other person(s) may not reproduce, publish or disclose any of the contents of the Report to others without the express authorization of MIPL. This Report is prepared and issued to the Subscriber without any risk, responsibility or liability on the part of MIPL or its officials.














ANDREW MANCHESTER STEAVENSON	GBP	1	DEFERRED B	1	0
ANDREW MANCHESTER STEAVENSON	GBP	1	DEFERRED D	1	0
ANDREW MANCHESTER STEAVENSON	GBP	1	DEFERRED A	1	0
EMMA STEAVENSON	GBP	1	DEFERRED E	1	0
ANDREW MANCHESTER STEAVENSON	GBP	1	DEFERRED F	1	0

## **PROFIT & LOSS**

	Date Of	31/03/18	(%)	31/03/17	(%)	31/03/16	(%)	31/03/15	(%)	31/03/14
	Accounts									
	Weeks	52	(%)	52	(%)	52	(%)	52	(%)	52
	Currency	GBP	(%)	GBP	(%)	GBP	(%)	GBP	(%)	GBP
	Consolidated A/cs	N	(%)	N	(%)	N	(%)	N	(%)	N
	Turnover	-	-	-	-	-	-	-	-	-
	Export	-	-	-	-	-	-	-	-	-
	Cost of Sales	-	-	-	-	-	-	-	-	-
	Gross Profit	-	-	-	-	-	-	-	-	-
	Wages & Salaries	-	-	-	-	-	-	-	-	-
	Directors Emoluments	-	-	-	-	-	-	-	-	-
	Operating Profit	-	-	-	-	-	-	-	-	-
	Depreciation	£5,117	- 84.7%	£33,507	70.4%	£19,668	416.6%	£3,807	- 25%	£5,074
	Audit Fees	-	-	-	-	-	-	-	-	-
	Interest Payments	-	-	-	-	-	-	-	-	-
	Pre Tax Profit	-	-	-	-	-	-	-	-	-
	Taxation	-	-	-	-	-	-	-	-	-
	Profit After Tax	-	-	-	-	-	-	-	-	-
	Dividends Payable	-	-	-	-	-	-	-	-	-
	Retained Profit	-	-	-	-	-	-	-	-	-






**DISCLAIMER** : This Report is **PRIVATE & CONFIDENTIAL** and it is prepared at the request of and for its use by the Subscriber only. The Subscriber shall use the contents of the Report merely as an aid to its business. Mira Inform Private Limited ("MIPL") has collated information/data in the Report, which have not been verified unless otherwise specifically mentioned in the Report. The Subscriber shall independently verify the accuracy and correctness of the information/data before in any way acting upon the same. MIPL shall not be liable for any harm, injury, loss or damage caused to the Subscriber due to default by the Subscriber's debtors/beneficiaries in fulfilling their obligations of any nature whatsoever. This Report or any of its portion shall not be used as a documentary evidence or otherwise before any investigative agencies or forum of law. This Report is confidential and proprietary to MIPL. The Subscriber and/or any other person(s) may not reproduce, publish or disclose any of the contents of the Report to others without the express authorization of MIPL. This Report is prepared and issued to the Subscriber without any risk, responsibility or liability on the part of MIPL or its officials.

## **BALANCE SHEET**





	Date Of Accounts	31/03/18	(%)	31/03/17	(%)	31/03/16	(%)	31/03/15	(%)	31/03/14
 Tangible Assets		£87,898	-49.7%	£174,709	33.6%	£130,738	999.9%	£11,420	-25%	£15,227
 Intangible Assets		0	-	0	-	0	-	0	-	0
 <b>Total Fixed Assets</b>		<b>£87,898</b>	<b>-49.7%</b>	<b>£174,709</b>	<b>33.6%</b>	<b>£130,738</b>	<b>999.9%</b>	<b>£11,420</b>	<b>-25%</b>	<b>£15,227</b>
 Stock		£302,391	-7.9%	£328,444	52.7%	£215,099	26.3%	£170,273	-12.9%	£195,503
 Trade Debtors		£197,722	-18.5%	£242,712	-22.5%	£313,314	-3.3%	£324,125	-36.8%	£512,488
 Cash		£209,911	313.7%	£50,735	-54.4%	£111,182	-28.5%	£155,593	326.5%	£36,484
 Other Debtors		£8,092	-84.2%	£51,313	-	0	-	0	-	0
 Miscellaneous Current Assets		0	-	0	-	0	-	0	-	0
 <b>Total Current Assets</b>		<b>£718,116</b>	<b>6.7%</b>	<b>£673,204</b>	<b>5.3%</b>	<b>£639,595</b>	<b>-1.6%</b>	<b>£649,991</b>	<b>-12.7%</b>	<b>£744,475</b>
 Trade Creditors		£325,265	23.1%	£264,229	120.2%	£120,016	-67.5%	£369,070	-32.5%	£546,638
 Bank Loans & Overdrafts		£10,406	3.8%	£10,024	4.1%	£9,629	-	0	-	0
 Other Short Term Finance		£33,373	-61.4%	£86,539	-45.1%	£157,622	-	0	-100%	£61
 Miscellaneous Current Liabilities		£81,820	49.3%	£54,795	-45%	£99,700	-	0	-	0
 <b>Total Current Liabilities</b>		<b>£450,864</b>	<b>8.5%</b>	<b>£415,587</b>	<b>7.4%</b>	<b>£386,967</b>	<b>4.8%</b>	<b>£369,070</b>	<b>-32.5%</b>	<b>£546,699</b>
 Bank Loans & Overdrafts and LTL		£23,887	-70.1%	£79,806	30.1%	£61,324	999.9%	£1,089	-31.4%	£1,588
 Other Long Term Finance		0	-100%	£29,603	205.9%	£9,678	-	0	-	0
 <b>Total Long Term Liabilities</b>		<b>£13,481</b>	<b>-80.7%</b>	<b>£69,782</b>	<b>35%</b>	<b>£51,695</b>	<b>999.9%</b>	<b>£1,089</b>	<b>-31.4%</b>	<b>£1,588</b>

**DISCLAIMER** : This Report is **PRIVATE & CONFIDENTIAL** and it is prepared at the request of and for its use by the Subscriber only. The Subscriber shall use the contents of the Report merely as an aid to its business. Mira Inform Private Limited ("MIPL") has collated information/data in the Report, which have not been verified unless otherwise specifically mentioned in the Report. The Subscriber shall independently verify the accuracy and correctness of the information/data before in any way acting upon the same. MIPL shall not be liable for any harm, injury, loss or damage caused to the Subscriber due to default by the Subscriber's debtors/beneficiaries in fulfilling their obligations of any nature whatsoever. This Report or any of its portion shall not be used as a documentary evidence or otherwise before any investigative agencies or forum of law. This Report is confidential and proprietary to MIPL. The Subscriber and/or any other person(s) may not reproduce, publish or disclose any of the contents of the Report to others without the express authorization of MIPL. This Report is prepared and issued to the Subscriber without any risk, responsibility or liability on the part of MIPL or its officials.





## **CAPITAL & RESERVES**

	Date Of Accounts	31/03/18	(%)	31/03/17	(%)	31/03/16	(%)	31/03/15	(%)	31/03/14
	Called Up Share Capital	£50,006	-	£50,006	-	£50,006	-	£50,006	-	£50,006
	P & L Account Reserve	£291,663	- 6.7%	£312,538	11%	£281,665	16.8%	£241,246	49.5%	£161,409
	Revaluation Reserve	-	-	-	-	-	-	-	-	-
	Sundry Reserves	-	-	-	-	-	-	-	-	-
	<b>Shareholder Funds</b>	<b>£341,669</b>	<b>- 5.8%</b>	<b>£362,544</b>	<b>9.3%</b>	<b>£331,671</b>	<b>13.9%</b>	<b>£291,252</b>	<b>37.8%</b>	<b>£211,415</b>

## **OTHER FINANCIAL ITEMS**



	Date Of Accounts	31/03/18	(%)	31/03/17	(%)	31/03/16	(%)	31/03/15	(%)	31/03/14
	Net Worth	£341,669	- 5.8%	£362,544	9.3%	£331,671	13.9%	£291,252	37.8%	£211,415
	Working Capital	£267,252	3.7%	£257,617	2%	£252,628	- 10.1%	£280,921	42%	£197,776
	Total Assets	£806,014	- 4.9%	£847,913	10.1%	£770,333	16.5%	£661,411	- 12.9%	£759,702
	Total Liabilities	£464,345	- 4.3%	£485,369	10.6%	£438,662	18.5%	£370,159	- 32.5%	£548,287
	Net Assets	£341,669	- 5.8%	£362,544	9.3%	£331,671	13.9%	£291,252	37.8%	£211,415

## **CASH FLOW**















	Date Of Accounts	31/03/18	(%)	31/03/17	(%)	31/03/16	(%)	31/03/15	(%)	31/03/14
	Net Cashflow from Operations	-	-	-	-	-	-	-	-	-
	Net Cashflow before Financing	-	-	-	-	-	-	-	-	-
	Net Cashflow from Financing	-	-	-	-	-	-	-	-	-
	Increase in Cash	-	-	-	-	-	-	-	-	-

**DISCLAIMER** : This Report is **PRIVATE & CONFIDENTIAL** and it is prepared at the request of and for its use by the Subscriber only. The Subscriber shall use the contents of the Report merely as an aid to its business. Mira Inform Private Limited ("MIPL") has collated information/data in the Report, which have not been verified unless otherwise specifically mentioned in the Report. The Subscriber shall independently verify the accuracy and correctness of the information/data before in any way acting upon the same. MIPL shall not be liable for any harm, injury, loss or damage caused to the Subscriber due to default by the Subscriber's debtors/beneficiaries in fulfilling their obligations of any nature whatsoever. This Report or any of its portion shall not be used as a documentary evidence or otherwise before any investigative agencies or forum of law. This Report is confidential and proprietary to MIPL. The Subscriber and/or any other person(s) may not reproduce, publish or disclose any of the contents of the Report to others without the express authorization of MIPL. This Report is prepared and issued to the Subscriber without any risk, responsibility or liability on the part of MIPL or its officials.

## MISCELLANEOUS

	Date Of Accounts	31/03/18	(%)	31/03/17	(%)	31/03/16	(%)	31/03/15	(%)	31/03/14
	Contingent Liability	NO	-	NO	-	NO	-	NO	-	NO
	Capital Employed	£355,150	-17.9%	£432,326	12.8%	£383,366	31.1%	£292,341	37.2%	£213,003
	Number of Employees	10	-33.3%	15	114.3%	7	-	-	-	-
	Accountants	HOPE JONES								
	Auditors									
	Auditor Comments	The company is exempt from audit								
	Bankers	HSBC BANK PLC								

## RATIOS

	Date Of Accounts	31/03/18	31/03/17	31/03/16	31/03/15	31/03/14
	Pre-tax profit margin %	-	-	-	-	-
	Current ratio	1.59	1.62	1.65	1.76	1.36
	Sales/Net Working Capital	-	-	-	-	-
	Gearing %	7	22	18.50	0.40	0.80
	Equity in %	42.40	42.80	43.10	44	27.80
	Creditor Days	-	-	-	-	-
	Debtor Days	-	-	-	-	-
	Liquidity/Acid Test	0.92	0.82	1.09	1.29	1
	Return On Capital Employed %	-	-	-	-	-
	Return On Total Assets Employed %	-	-	-	-	-
	Current Debt Ratio	1.31	1.14	1.16	1.26	2.58
	Total Debt Ratio	1.35	1.33	1.32	1.27	2.59
	Stock Turnover Ratio %	-	-	-	-	-
	Return on Net Assets Employed %	-	-	-	-	-

**DISCLAIMER** : This Report is **PRIVATE & CONFIDENTIAL** and it is prepared at the request of and for its use by the Subscriber only. The Subscriber shall use the contents of the Report merely as an aid to its business. Mira Inform Private Limited ("MIPL") has collated information/data in the Report, which have not been verified unless otherwise specifically mentioned in the Report. The Subscriber shall independently verify the accuracy and correctness of the information/data before in any way acting upon the same. MIPL shall not be liable for any harm, injury, loss or damage caused to the Subscriber due to default by the Subscriber's debtors/beneficiaries in fulfilling their obligations of any nature whatsoever. This Report or any of its portion shall not be used as a documentary evidence or otherwise before any investigative agencies or forum of law. This Report is confidential and proprietary to MIPL. The Subscriber and/or any other person(s) may not reproduce, publish or disclose any of the contents of the Report to others without the express authorization of MIPL. This Report is prepared and issued to the Subscriber without any risk, responsibility or liability on the part of MIPL or its officials.

**Report Notes**

There are no notes to display.

**Status History**

No Status History found

**EVENT HISTORY**

Date	Description
08/10/2018	New Accounts Filed
08/10/2018	New Accounts Filed
17/05/2018	Payment Data Update Received
25/04/2018	Payment Data Update Received
23/03/2018	Confirmation Statement
07/02/2018	Payment Data Update Received
11/10/2017	New Accounts Filed
11/10/2017	New Accounts Filed
28/03/2017	Annual Returns
13/12/2016	Change in Reg.Office
13/12/2016	Change of Company Postcode
13/11/2016	New Accounts Filed
08/04/2016	Annual Returns
27/11/2015	New Accounts Filed
27/11/2015	New Accounts Filed

**Previous Company Names**

No Previous Names found

**Writ Details**

No writs found

**STATISTICS**

<b>Group</b>	-
<b>Linkages</b>	0 companies
<b>Countries</b>	In 0 countries

## **SUMMARY**

Holding Company	-
Ownership Status	
Ultimate Holding Company	-

### **Group StructureFull**

No Group Structure
--------------------

## **MORTGAGE DETAILS**

<b>Mortgage Type:</b>	DEBENTURE		
<b>Date Charge Created:</b>	21/05/08		
<b>Date Charge Registered:</b>	30/05/08		
<b>Date Charge Satisfied:</b>	-		
<b>Status:</b>	OUTSTANDING		
<b>Person(s) Entitled:</b>	HSBC BANK PLC		
<b>Amount Secured:</b>	ALL MONIES DUE OR TO BECOME DUE FROM THE COMPANY TO THE CHARGE ON ANY ACCOUNT WHATSOEVER		
<b>Details:</b>	FIXED AND FLOATING CHARGE OVER THE UNDERTAKING AND ALL PROPERTY AND ASSETS PRESENT AND FUTURE, INCLUDING GOODWILL, BOOKDEBTS, UNCALLED CAPITAL, BUILDINGS, FIXTURES, FIXED PLANT & MACHINERY SEE IMAGEFOR FULL DETAILS		
<b>Mortgage Type:</b>	ALL ASSETS DEBENTURE		
<b>Date Charge Created:</b>	03/01/06		
<b>Date Charge Registered:</b>	14/01/06		
<b>Date Charge Satisfied:</b>	31/05/08		
<b>Status:</b>	SATISFIED		
<b>Person(s) Entitled:</b>	CLOSE INVOICE FINANCE LIMITED		
<b>Amount Secured:</b>	ALL MONIES DUE OR TO BECOME DUE FROM THE COMPANY TO THE CHARGE		
<b>Details:</b>	FIXED AND FLOATING CHARGES OVER THE UNDERTAKING AND ALL PROPERTY AND ASSETS PRESENT AND FUTURE INCLUDING GOODWILL BOOKDEBTS UNCALLED CAPITAL BUILDINGS FIXTURESFIXED PLANT AND MACHINERY		
<b>Mortgage Type:</b>	FIXED CHARGE ON ALL DEBTS AND RELATED RIGHTS AND FLOATING CHARGE ON ALL OTHER PROPERTY		
<b>Date Charge Created:</b>	23/01/03		
<b>Date Charge Registered:</b>	31/01/03		
<b>Date Charge Satisfied:</b>	05/01/06		
<b>Status:</b>	SATISFIED		
<b>Person(s) Entitled:</b>	ABBEY NATIONAL BUSINESS CASHFLOW FINANCE LIMITED		
<b>Amount Secured:</b>	ALL MONIES DUE OR TO BECOME DUE FROM THE COMPANY TO THE CHARGE UNDER THE TERMSOF THE AFOREMENTIONEDINSTRUMENT		

**DISCLAIMER :** This Report is **PRIVATE & CONFIDENTIAL** and it is prepared at the request of and for its use by the Subscriber only. The Subscriber shall use the contents of the Report merely as an aid to its business. Mira Inform Private Limited ("MIPL") has collated information/data in the Report, which have not been verified unless otherwise specifically mentioned in the Report. The Subscriber shall independently verify the accuracy and correctness of the information/data before in any way acting upon the same. MIPL shall not be liable for any harm, injury, loss or damage caused to the Subscriber due to default by the Subscriber's debtors/beneficiaries in fulfilling their obligations of any nature whatsoever. This Report or any of its portion shall not be used as a documentary evidence or otherwise before any investigative agencies or forum of law. This Report is confidential and proprietary to MIPL. The Subscriber and/or any other person(s) may not reproduce, publish or disclose any of the contents of the Report to others without the express authorization of MIPL. This Report is prepared and issued to the Subscriber without any risk, responsibility or liability on the part of MIPL or its officials.

	CREATING OR EVIDENCING THE CHARGE		
<b>Details:</b>	BY WAY OF FIXED CHARGE ALL (A) SPECIFIED DEBTS BEING ANY BOOK DEBTS THE OWNERSHIP OF WHICH SHALL FAIL TO VEST ABSOLUTELY AND EFFECTIVELY IN THE SECURITY HOLDER FOR ANY REASON TOGETHER WITH THE RELATED RIGHTS (B) ALL OTHER DEBTS BEING ALL AMOUNTS OF INDEBTEDNESS NOW OR AT ANY TIME HEREAFTER OWING OR BECOMING DUE TO THE COMPANY ON ANY ACCOUNT WHATSOEVER; BY WAY OF FLOATING CHARGE THE UNDERTAKING AND ALL THE PROPERTY RIGHTS AND ASSETS OF THE COMPANY.		
<b>Mortgage Type:</b>	FIXED AND FLOATING CHARGE ON BOOK AND OTHER DEBTS		
<b>Date Charge Created:</b>	05/12/01		
<b>Date Charge Registered:</b>	07/12/01		
<b>Date Charge Satisfied:</b>	05/01/06		
<b>Status:</b>	SATISFIED		
<b>Person(s) Entitled:</b>	FIRST NATIONAL INVOICE FINANCE LIMITED		
<b>Amount Secured:</b>	ALL MONIES DUE OR TO BECOME DUE FROM THE COMPANY TO THE CHARGEE WHETHER ARISING UNDER THE FACTORING AGREEMENT DATED 6TH NOVEMBER 2001 OR OTHERWISE		
<b>Details:</b>	BY WAY OF FIXED CHARGE ALL (A) SPECIFIED DEBTS BEING ANY BOOK DEBTS THE OWNERSHIP OF WHICH SHALL FAIL TO VEST ABSOLUTELY AND EFFECTIVELY IN THE SECURITY HOLDER FOR ANY REASON TOGETHER WITH THE RELATED RIGHTS (B) ALL OTHER DEBTS BEING ALL AMOUNTS OF INDEBTEDNESS NOW OR AT ANY TIME HEREAFTER OWING OR BECOMING DUE TO THE COMPANY ON ANY ACCOUNT WHATSOEVER; BY WAY OF FLOATING CHARGE SUCH OF THE MONEYS WHICH THE COMPANY MAY RECEIVE IN RESPECT OF THE OTHER DEBTS.		
<b>Mortgage Type:</b>	FIXED CHARGE AND FLOATING CHARGE		
<b>Date Charge Created:</b>	25/09/00		
<b>Date Charge Registered:</b>	03/10/00		
<b>Date Charge Satisfied:</b>	05/01/06		
<b>Status:</b>	SATISFIED		
<b>Person(s) Entitled:</b>	LLOYDS TSB COMMERCIAL FINANCE LIMITED TRADING AS ALEX. LAWRIE FACTORS		
<b>Amount Secured:</b>	ALL MONIES DUE OR TO BECOME DUE FROM THE COMPANY TO THE CHARGEE WHETHER ARISING UNDER THE DEBT PURCHASE AGREEMENT OF EVEN DATE OR OTHERWISE		
<b>Details:</b>	BY WAY OF FIRST FIXED CHARGE ALL OF THE COMPANY'S INVOICES WHICH DO NOT VEST ABSOLUTELY AND EFFECTIVELY IN ALF UNDER THE AGREEMENT AND ALL BOOK AND OTHER DEBTS; FLOATING CHARGE ALL PROCEEDS OF OTHER DEBTS. SEE THE MORTGAGE CHARGE DOCUMENT FOR FULL DETAILS		
<b>Mortgage Type:</b>	DEBENTURE		
<b>Date Charge Created:</b>	07/04/00		
<b>Date Charge Registered:</b>	14/04/00		
<b>Date Charge Satisfied:</b>	05/01/06		
<b>Status:</b>	SATISFIED		
<b>Person(s) Entitled:</b>	HSBC BANK PLC		
<b>Amount Secured:</b>	ALL MONIES DUE OR TO BECOME DUE FROM THE COMPANY TO THE		

**CRAZY HORSES LIMITED - 542253**

**PAGE NO. : 14**

	CHARGE ON ANY ACCOUNT WHATSOEVER
<b>Details:</b>	FIXED AND FLOATING CHARGES OVER THE UNDERTAKING AND ALL PROPERTY AND ASSETS PRESENT AND FUTURE INCLUDING GOODWILL BOOKDEBTS UNCALLED CAPITAL BUILDINGS FIXTURES FIXED PLANT AND MACHINERY

## **PREVIOUS DIRECTOR/COMPANY SECRETARIES**

Name	Current Active Appointments	Previous Appointments	Dissolved Companies
Nicholas Charles Davis	0	2	4
BUSINESS ASSIST LIMITED	0	74	264
Simon Robert Bingham	0	2	3
Simon Robert Bingham	0	2	3
Andrew Manchester Steavenson	4	1	5
<b>Total Persons With Significant Control</b>	1	<b>Total Statements</b>	0
<b>Active</b>	1	<b>Active</b>	0
<b>Ceased</b>	0	<b>Ceased</b>	0

## **ACTIVE PERSONS WITH SIGNIFICANT CONTROL**

<b>Name</b>	Mr Andrew Manchester Steavenson	<b>Kind</b>	Individual Person With Significant Control
<b>Address</b>	Dunlop House, 23a Spencer Road, New Milton, Hampshire	<b>Country Of Residence</b>	United Kingdom
<b>Post Code</b>	BH25 6BZ	<b>Nationality</b>	British
<b>Date of Birth</b>	05/1957	<b>Notified On</b>	10/01/2017
<b>Nature Of Control</b>	Ownership of shares - between 50% and 75%		

### **Ceased Persons With Significant Control**

No Ceased Persons With Significant Control To Display

### **Active Statements**

No Active Statements To Display

### **Ceased Statements**

No Ceased Statements To Display

**FOREIGN EXCHANGE RATES**

Currency	Unit	Indian Rupees
US Dollar	1	INR 71.74
UK Pound	1	INR 90.58
Euro	1	INR 81.46
GBP	1	INR 90.53

**Note** : Above are approximate rates obtained from sources believed to be correct

**INFORMATION DETAILS**

<b>Analysis Done by :</b>	VIVR
<b>Report Prepared by :</b>	TPT

**DISCLAIMER** : This Report is **PRIVATE & CONFIDENTIAL** and it is prepared at the request of and for its use by the Subscriber only. The Subscriber shall use the contents of the Report merely as an aid to its business. Mira Inform Private Limited ("MIPL") has collated information/data in the Report, which have not been verified unless otherwise specifically mentioned in the Report. The Subscriber shall independently verify the accuracy and correctness of the information/data before in any way acting upon the same. MIPL shall not be liable for any harm, injury, loss or damage caused to the Subscriber due to default by the Subscriber's debtors/beneficiaries in fulfilling their obligations of any nature whatsoever. This Report or any of its portion shall not be used as a documentary evidence or otherwise before any investigative agencies or forum of law. This Report is confidential and proprietary to MIPL. The Subscriber and/or any other person(s) may not reproduce, publish or disclose any of the contents of the Report to others without the express authorization of MIPL. This Report is prepared and issued to the Subscriber without any risk, responsibility or liability on the part of MIPL or its officials.

**RATING EXPLANATIONS**

Credit Rating	Explanation	Rating Comments
A++	Minimum Risk	Business dealings permissible with minimum risk of default
A+	Low Risk	Business dealings permissible with low risk of default
A	Acceptable Risk	Business dealings permissible with moderate risk of default
B	Medium Risk	Business dealings permissible on a regular monitoring basis
C	Medium High Risk	Business dealings permissible preferably on secured basis
D	High Risk	Business dealing not recommended or on secured terms only
NB	New Business	No recommendation can be done due to business in infancy stage
NT	No Trace	No recommendation can be done as the business is not traceable

NB is stated where there is insufficient information to facilitate rating. However, it is not to be considered as unfavourable.

This score serves as a reference to assess SC's credit risk and to set the amount of credit to be extended. It is calculated from a composite of weighted scores obtained from each of the major sections of this report. The assessed factors are as follows:

- Financial condition covering various ratios
- Company background and operations size
- Promoters / Management background
- Payment record
- Litigation against the subject
- Industry scenario / competitor analysis
- Supplier / Customer / Banker review (wherever available)