

MIRA INFORM REPORT

Report No. :	545536
Report Date :	17.12.2018

IDENTIFICATION DETAILS

Name :	D D COTTON PRIVATE LIMITED
Registered Office :	156 Jolly Maker Chamber 2, 225, Nariman Point, Mumbai – 400021, Maharashtra
Tel. No.:	91-22-67396000
Country :	India
Financials (as on) :	31.03.2017
Date of Incorporation :	30.08.1994
CIN No.: [Company Identification No.]	U17120MH1994PTC156054
Capital Investment / Paid-up Capital :	INR 25.800 Million
IEC No.: [Import-Export Code No.]	0396056997
PAN No.: [Permanent Account No.]	AAACD4819K
GSTN : [Goods & Service Tax Registration No.]	03AAACD4819K1ZT – Punjab 23AAACD4819K1ZR – Haryana 23AAACD4819K1ZR – Madhya Pradesh 29AAACD4819K1ZF – Karnataka
Legal Form :	Private Limited Liability Company
Line of Business :	Trader and Exporter of Cotton. [Registered Activity]
No. of Employees :	Information denied by the management

RATING & COMMENTS

(Mira Inform has adopted New Rating mechanism w.e.f. 23rd January 2017)

DISCLAIMER : This Report is **PRIVATE & CONFIDENTIAL** and it is prepared at the request of and for its use by the Subscriber only. The Subscriber shall use the contents of the Report merely as an aid to its business. Mira Inform Private Limited ("MIPL") has collated information/data in the Report, which have not been verified unless otherwise specifically mentioned in the Report. The Subscriber shall independently verify the accuracy and correctness of the information/data before in any way acting upon the same. MIPL shall not be liable for any harm, injury, loss or damage caused to the Subscriber due to default by the Subscriber's debtors/beneficiaries in fulfilling their obligations of any nature whatsoever. This Report or any of its portion shall not be used as a documentary evidence or otherwise before any investigative agencies or forum of law. This Report is confidential and proprietary to MIPL. The Subscriber and/or any other person(s) may not reproduce, publish or disclose any of the contents of the Report to others without the express authorization of MIPL. This Report is prepared and issued to the Subscriber without any risk, responsibility or liability on the part of MIPL or its officials.

MIRA's Rating :	A
------------------------	----------

Credit Rating	Explanation	Rating Comments
A	Acceptable Risk	Business dealings permissible with moderate risk of default

Status :	Satisfactory
Payment Behaviour :	Slow but correct
Litigation :	Clear
Comments :	<p>Subject was incorporated in the year 1994 and it is a trader and exporter of cotton.</p> <p>As per the financials of March 2017, the company has registered a growth of 8.35% in its revenue as compared to its previous year's revenue but has incurred losses.</p> <p>Rating takes into consideration the company's established track record of business operations marked by sound net worth along with average debt protection metrics and decent liquidity position.</p> <p>However, rating strength is partially offset by DD Cotton's dependency on cotton leading to vulnerability to adverse changes governing cotton industry.</p> <p>Payment seems to be slow but correct.</p> <p>In view of aforesaid, the company can be considered for business dealing at usual trade terms and conditions.</p> <p>Note: As per Registrar of Companies date of balance sheet (i.e. financial filed) is shown as 31.03.2018 but documents related to financial for the year 31.03.2018 are not available from any sources.</p>

NOTES :

Any query related to this report can be made on e-mail : infodept@mirainform.com while quoting report number, name and date.

ECGC Country Risk Classification List

Country Name	Previous Rating (31.12.2017)	Current Rating (01.04.2018)
India	A1	A1

Risk Category	ECGC Classification
Insignificant	A1
Low Risk	A2
Moderately Low Risk	B1

DISCLAIMER : This Report is **PRIVATE & CONFIDENTIAL** and it is prepared at the request of and for its use by the Subscriber only. The Subscriber shall use the contents of the Report merely as an aid to its business. Mira Inform Private Limited ("MIPL") has collated information/data in the Report, which have not been verified unless otherwise specifically mentioned in the Report. The Subscriber shall independently verify the accuracy and correctness of the information/data before in any way acting upon the same. MIPL shall not be liable for any harm, injury, loss or damage caused to the Subscriber due to default by the Subscriber's debtors/beneficiaries in fulfilling their obligations of any nature whatsoever. This Report or any of its portion shall not be used as a documentary evidence or otherwise before any investigative agencies or forum of law. This Report is confidential and proprietary to MIPL. The Subscriber and/or any other person(s) may not reproduce, publish or disclose any of the contents of the Report to others without the express authorization of MIPL. This Report is prepared and issued to the Subscriber without any risk, responsibility or liability on the part of MIPL or its officials.

Moderate Risk	B2
Moderately High Risk	C1
High Risk	C2
Very High Risk	D

EXTERNAL AGENCY RATING

Rating Agency Name	CRISIL
Rating	Long term rating = BB+
Rating Explanation	Moderate risk of default.
Date	08.02.2018

RBI DEFAULTERS' LIST STATUS

Subject's name is not enlisted as a defaulter in the publicly available RBI Defaulters' list.

EPF (Employee Provident Fund) DEFAULTERS' LIST STATUS

Subject's name is not enlisted as a defaulter in the publicly available EPF (Employee Provident Fund) Defaulters' list as of 31-03-2018.

BIFR (Board for Industrial & Financial Reconstruction) LISTING STATUS

Subject's name is not listed as a Sick Unit in the publicly available BIFR (Board for Industrial & Financial Reconstruction) list as of 17.12.2018

IBBI (Insolvency and Bankruptcy Board of India) LISTING STATUS

Subject's name is not listed in the publicly available IBBI (Insolvency and Bankruptcy Board of India) list as of report date.

INFORMATION DENIED BY

Name :	Mr. Sandip
Designation :	Senior Accountant
Contact No.:	91-22-67396000
Date :	15.12.2018

Tel No.: 91-22-66301129 – Continuously Ringing

LOCATIONS

DISCLAIMER : This Report is **PRIVATE & CONFIDENTIAL** and it is prepared at the request of and for its use by the Subscriber only. The Subscriber shall use the contents of the Report merely as an aid to its business. Mira Inform Private Limited ("MIPL") has collated information/data in the Report, which have not been verified unless otherwise specifically mentioned in the Report. The Subscriber shall independently verify the accuracy and correctness of the information/data before in any way acting upon the same. MIPL shall not be liable for any harm, injury, loss or damage caused to the Subscriber due to default by the Subscriber's debtors/beneficiaries in fulfilling their obligations of any nature whatsoever. This Report or any of its portion shall not be used as a documentary evidence or otherwise before any investigative agencies or forum of law. This Report is confidential and proprietary to MIPL. The Subscriber and/or any other person(s) may not reproduce, publish or disclose any of the contents of the Report to others without the express authorization of MIPL. This Report is prepared and issued to the Subscriber without any risk, responsibility or liability on the part of MIPL or its officials.

Registered Warehouse :	Office/	156 Jolly Maker Chamber 2, 225, Nariman Point, Mumbai – 400021, Maharashtra, India
Tel. No.:		91-22-67396000/ 66301129/ 67396018
Fax No.:		91-22-22874260
E-Mail :		legal@ddcotton.com
Website :		http://www.ddcotton.com
Branch Office :		2105/06, Sekhsaria Chamber, Laverne Pole, Madan Gopal Haveli Road, Manek Chowk, Ahmedabad - 370001, Gujarat, India

DIRECTORS

AS ON 31.03.2018

Name :	Mr. Brijmohan Parmeshwarlal Sekhsaria		
Designation :	Director		
Address :	11, Bhaktawar Annex, 1st Floor, 22, Narayan Dabholkar Road, Off Nepeansea Road, Malabar Hill, Mumbai - 400006, Maharashtra, India		
Date of Birth/Age :	10.01.1941		
Qualifications :	B.com		
Date of Appointment :	30.08.1994		
PAN No.:	AACPS0605F		
DIN No.:	00214194		
Other Directorship:			
CIN/FCRN	Company Name	Begin Date	End Date
U17119GJ1987PTC010009	SEKHSARIA IMPEX PRIVATE LIMITED	11/09/1989	-
U51900MH1948PTC006625	DWARKADAS AND COMPANY PRIVATE LIMITED	30/01/1961	-
U51900MH1947PTC006076	DWARKADAS AND SONS PVT LTD	06/11/1967	-
U17100MH1987PTC044727	DWARKADAS COTTON COMPANY PRIVATE LIMITED	21/09/1987	-
U51311MH1990PTC054920	DWARKADAS TRADING COMPANY PRIVATE LIMITED	10/01/1990	-
Name :			
Mr. Arun Brijmohan Sekhsarea			
Designation :			
Director			
Address :			
Sekhsaria House, 28, Babulnath Road, Mumbai – 400007, Maharashtra, India			
Date of Birth/Age :			
17.11.1959			
Qualifications :			
LLB B.com			
Date of Appointment :			
30.08.1994			
PAN No.:			
AABPS7353M			
DIN No.:			
00214303			
Other Directorship:			
CIN/FCRN	Company Name	Begin Date	End Date
U17119GJ1987PTC010009	SEKHSARIA IMPEX PRIVATE LIMITED	23/09/1987	-

DISCLAIMER : This Report is **PRIVATE & CONFIDENTIAL** and it is prepared at the request of and for its use by the Subscriber only. The Subscriber shall use the contents of the Report merely as an aid to its business. Mira Inform Private Limited ("MIPL") has collated information/data in the Report, which have not been verified unless otherwise specifically mentioned in the Report. The Subscriber shall independently verify the accuracy and correctness of the information/data before in any way acting upon the same. MIPL shall not be liable for any harm, injury, loss or damage caused to the Subscriber due to default by the Subscriber's debtors/beneficiaries in fulfilling their obligations of any nature whatsoever. This Report or any of its portion shall not be used as a documentary evidence or otherwise before any investigative agencies or forum of law. This Report is confidential and proprietary to MIPL. The Subscriber and/or any other person(s) may not reproduce, publish or disclose any of the contents of the Report to others without the express authorization of MIPL. This Report is prepared and issued to the Subscriber without any risk, responsibility or liability on the part of MIPL or its officials.

U91110MH1921NPL000940	COTTON ASSOCIATION OF INDIA	02/01/2017	-
U51900MH1947PTC006076	DWARKADAS AND SONS PVT LTD	28/11/1977	-
U17100MH1987PTC044727	DWARKADAS COTTON COMPANY PRIVATE LIMITED	11/03/1989	-
U51311MH1990PTC054920	DWARKADAS TRADING COMPANY PRIVATE LIMITED	10/01/1990	-
Name : Mr. Mayank Arun Sekhsaria			
Designation : Director			
Address : Sekhsaria House, 28, Babulnath Road, Mumbai – 400007, Maharashtra, India			
Date of Birth/Age : 27.05.1985			
Qualifications : B.E.			
Date of Appointment : 29.09.2014			
PAN No.: AACPS0614G			
DIN No.: 02413288			
Other Directorship:			
CIN/FCRN	Company Name	Begin Date	End Date
U74990MH2008PTC189127	GREENLIGHT PLANET INDIA PRIVATE LIMITED	24/12/2008	-

KEY EXECUTIVE

Name :	Mr. Sandip
Designation :	Senior Accountant

MAJOR SHAREHOLDERS

AS ON 31.03.2018

Names of Shareholders	No. of Shares
Brijmohan P. Sekhsaria	7570
Arun B. Sekhsaria	4070
Sulochanadevi B. Sekhsaria	2820
Kalpanadevi A. Sekhsaria	4320
Mayank A. Sekhsaria	4520
Brijmohan Sekhsaria and Co	1000
Dwarkadas Trading Co. Private Limited	1500
Total	25800

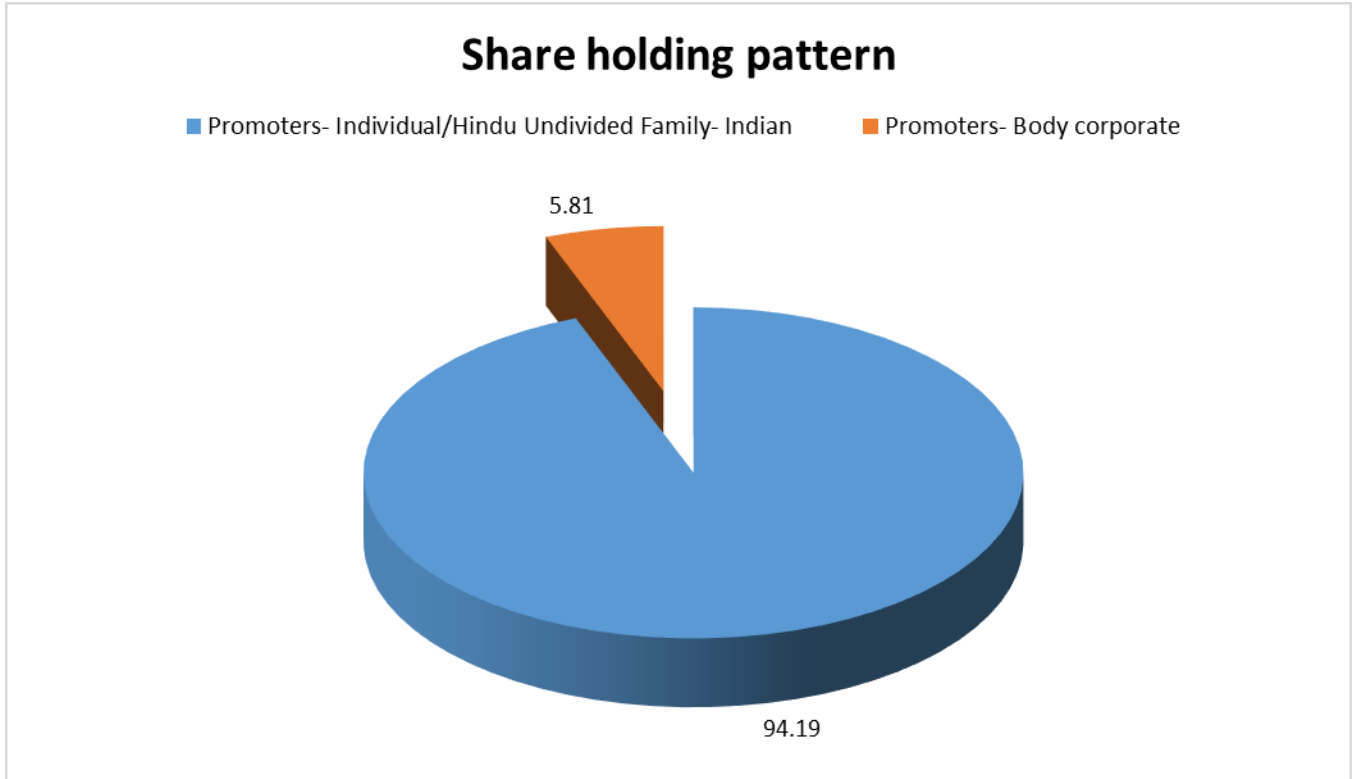
Equity Share Break up (Percentage of Total Equity)

AS ON 29.09.2018

Category	Percentage
Promoters- Individual/Hindu Undivided Family- Indian	94.19

DISCLAIMER : This Report is **PRIVATE & CONFIDENTIAL** and it is prepared at the request of and for its use by the Subscriber only. The Subscriber shall use the contents of the Report merely as an aid to its business. Mira Inform Private Limited ("MIPL") has collated information/data in the Report, which have not been verified unless otherwise specifically mentioned in the Report. The Subscriber shall independently verify the accuracy and correctness of the information/data before in any way acting upon the same. MIPL shall not be liable for any harm, injury, loss or damage caused to the Subscriber due to default by the Subscriber's debtors/beneficiaries in fulfilling their obligations of any nature whatsoever. This Report or any of its portion shall not be used as a documentary evidence or otherwise before any investigative agencies or forum of law. This Report is confidential and proprietary to MIPL. The Subscriber and/or any other person(s) may not reproduce, publish or disclose any of the contents of the Report to others without the express authorization of MIPL. This Report is prepared and issued to the Subscriber without any risk, responsibility or liability on the part of MIPL or its officials.

Promoters- Body corporate	5.81
Total	100.00



BUSINESS DETAILS

Line of Business :	Trader and Exporter of Cotton. [Registered Activity]		
Products / Services :	Name and Description of main products / services	ITC Code	of the Product/service
	Sale of Traded Goods	15122910	
Brand Names :	Not Available		
Agencies Held :	Not Available		
Exports :	Not Divulged		
Imports :	Not Divulged		

DISCLAIMER : This Report is **PRIVATE & CONFIDENTIAL** and it is prepared at the request of and for its use by the Subscriber only. The Subscriber shall use the contents of the Report merely as an aid to its business. Mira Inform Private Limited ("MIPL") has collated information/data in the Report, which have not been verified unless otherwise specifically mentioned in the Report. The Subscriber shall independently verify the accuracy and correctness of the information/data before in any way acting upon the same. MIPL shall not be liable for any harm, injury, loss or damage caused to the Subscriber due to default by the Subscriber's debtors/beneficiaries in fulfilling their obligations of any nature whatsoever. This Report or any of its portion shall not be used as a documentary evidence or otherwise before any investigative agencies or forum of law. This Report is confidential and proprietary to MIPL. The Subscriber and/or any other person(s) may not reproduce, publish or disclose any of the contents of the Report to others without the express authorization of MIPL. This Report is prepared and issued to the Subscriber without any risk, responsibility or liability on the part of MIPL or its officials.

Terms :	Not Divulged
----------------	--------------

PRODUCTION STATUS – (NOT AVAILABLE)

GENERAL INFORMATION

Suppliers :	Reference :	Not Divulged
	Name of the Person :	--
	Contact No.:	--
	Since How Long Known :	--
	Maximum Limit Dealt :	--
	Experience :	--
	Remark:	--
Customers :	Reference :	Not Divulged
	Name of the Person :	--
	Contact No.:	--
	Since How Long Known :	--
	Maximum Limit Dealt :	--
	Experience :	--
	Remark:	--
No. of Employees :	Not Divulged	
Bankers :	Banker Name :	Punjab National Bank
	Branch :	Maker Tower E, Ground Floor, Cuffe Parade, Mumbai - 400005, Maharashtra, India
	Person Name (With Designation) :	--
	Contact Number :	--
	Name of Account Holder :	--
	Account Number :	--
	Account Since (Date/Year of Account Opening) :	--
	Average Balance Maintained :	--
	Credit Facilities Enjoyed (CC/OD/Term Loan) :	--
	Account Operation :	--
	Remark :	--
<ul style="list-style-type: none"> IDBI Bank Limited, IDBI Tower, WTC Complex, Cuffe Parade, MUMBAI - 400005, Maharashtra, India Karnataka Bank Limited, 104-106, I Floor, Embassy Centre, Jamnalal Bajaj Marg, Nariman Point, Mumbai - 400021, Maharashtra, India 		

Facilities :	(INR In Million)		
	SECURED LOAN	As on 31.03.2017	As on 31.03.2016
	SHORT TERM BORROWING		
	Rupee term loans from banks	581.892	459.019
	Loans and advances from directors	41.681	36.338
	Loans and advances from others	11.786	10.637
	Total	635.359	505.994

Auditors :	
Name :	Shankarlal Jain and Associates LLP Chartered Accountants
Address :	12 Engineer Building, 265 Princess Street, Mumbai – 400002, Maharashtra, India
PAN N Income-tax PAN of auditor or auditor's firm :	AACFS6967Q
Memberships :	Not Available
Collaborators :	Not Available
Related Party:	<ul style="list-style-type: none"> • Brijmohan Sekhsaria and Co. • Arun Cotton Co.
Company under Same management:	<ul style="list-style-type: none"> • Dwarkadas and Sons Private Limited • Dwarkadas Trading Co Private Limited • Sekhsaria Impex Private Limited • Dwarkadas and Co Private Limited

CAPITAL STRUCTURE

AS ON 31.03.2017

Authorised Capital :

No. of Shares	Type	Value	Amount
30000	Equity Shares	INR 1000/- each	INR 30.000 Million

Issued, Subscribed & Paid-up Capital :

No. of Shares	Type	Value	Amount
25800	Equity Shares	INR 1000/- each	INR 25.800 Million

FINANCIAL DATA
[all figures are INR Million]

ABRIDGED BALANCE SHEET (STANDALONE)

SOURCES OF FUNDS	31.03.2017	31.03.2016	31.03.2015
I. EQUITY AND LIABILITIES			
(1) Shareholders' Funds			
(a) Share Capital	25.800	25.800	25.800
(b) Reserves and Surplus	282.254	305.177	290.011
(c) Money received against share warrants	0.000	0.000	0.000
(d) Minority interest	0.000	0.000	0.000
(2) Share Application money pending allotment	0.000	0.000	0.000
Total Shareholders' Funds (1) + (2)	308.054	330.977	315.811
(3) Non-Current Liabilities			
(a) long-term borrowings	0.000	1.008	1.921
(b) Deferred tax liabilities (Net)	0.000	0.000	0.000
(c) Other long-term liabilities	0.000	0.000	0.000
(d) long-term provisions	0.000	0.000	0.000
Total Non-current Liabilities (3)	0.000	1.008	1.921
(4) Current Liabilities			
(a) Short-term borrowings	635.359	505.994	189.065
(b) Trade payables	259.924	54.935	51.620
(c) Other current liabilities	22.512	30.944	35.227
(d) Short-term provisions	0.000	0.000	0.000
Total Current Liabilities (4)	917.795	591.873	275.912
TOTAL	1225.849	923.858	593.644
II. ASSETS			
(1) Non-current assets			
(a) Fixed Assets			
(i) Tangible assets	9.231	10.979	13.809
(ii) Intangible Assets	0.000	0.000	0.000
(iii) Tangible assets capital work-in-progress	0.000	0.000	0.000
(iv) Intangible assets under development	0.000	0.000	0.000
(b) Non-current Investments	66.921	86.652	120.157
(c) Deferred tax assets (net)	0.000	0.000	0.000
(d) Long-term loans and advances	2.536	2.159	2.667
(e) Other Non-current assets	0.000	0.003	0.000

DISCLAIMER : This Report is **PRIVATE & CONFIDENTIAL** and it is prepared at the request of and for its use by the Subscriber only. The Subscriber shall use the contents of the Report merely as an aid to its business. Mira Inform Private Limited ("MIPL") has collated information/data in the Report, which have not been verified unless otherwise specifically mentioned in the Report. The Subscriber shall independently verify the accuracy and correctness of the information/data before in any way acting upon the same. MIPL shall not be liable for any harm, injury, loss or damage caused to the Subscriber due to default by the Subscriber's debtors/beneficiaries in fulfilling their obligations of any nature whatsoever. This Report or any of its portion shall not be used as a documentary evidence or otherwise before any investigative agencies or forum of law. This Report is confidential and proprietary to MIPL. The Subscriber and/or any other person(s) may not reproduce, publish or disclose any of the contents of the Report to others without the express authorization of MIPL. This Report is prepared and issued to the Subscriber without any risk, responsibility or liability on the part of MIPL or its officials.

Total Non-Current Assets	78.688	99.793	136.633
(2) Current assets			
(a) Current investments	0.000	0.000	0.000
(b) Inventories	635.706	396.129	239.656
(c) Trade receivables	438.665	234.036	170.897
(d) Cash and bank balances	1.034	0.637	0.219
(e) Short-term loans and advances	59.535	185.791	37.417
(f) Other current assets	12.221	7.472	8.822
Total Current Assets	1147.161	824.065	457.011
TOTAL	1225.849	923.858	593.644

PROFIT & LOSS ACCOUNT (STANDALONE)

	PARTICULARS	31.03.2017	31.03.2016	31.03.2015
	SALES			
	Income	4730.756	4366.249	2491.812
	Other Income	53.212	88.265	58.832
	TOTAL	4783.968	4454.514	2550.644
Less	EXPENSES			
	Purchases of Stock-in-Trade	4714.184	4355.661	2528.410
	Changes in inventories of finished goods, work-in-progress and Stock-in-Trade	(226.884)	(161.862)	(190.114)
	Employee benefit expense	38.957	41.299	24.467
	CSR expenditure	0.463	1.535	0.000
	Other expenses	230.154	124.447	127.790
	TOTAL	4756.874	4361.080	2490.553
	PROFIT/ (LOSS) BEFORE INTEREST, TAX, DEPRECIATION AND AMORTISATION	27.094	93.434	60.091
Less	FINANCIAL EXPENSES	47.539	65.549	32.003
	PROFIT / (LOSS) BEFORE TAX, DEPRECIATION AND AMORTISATION	(20.445)	27.885	28.088
Less/ Add	DEPRECIATION/ AMORTISATION	2.478	3.372	3.380
	PROFIT/ (LOSS) BEFORE TAX	(22.923)	24.513	24.708
Less	TAX	0.000	9.346	4.044

DISCLAIMER : This Report is **PRIVATE & CONFIDENTIAL** and it is prepared at the request of and for its use by the Subscriber only. The Subscriber shall use the contents of the Report merely as an aid to its business. Mira Inform Private Limited ("MIPL") has collated information/data in the Report, which have not been verified unless otherwise specifically mentioned in the Report. The Subscriber shall independently verify the accuracy and correctness of the information/data before in any way acting upon the same. MIPL shall not be liable for any harm, injury, loss or damage caused to the Subscriber due to default by the Subscriber's debtors/beneficiaries in fulfilling their obligations of any nature whatsoever. This Report or any of its portion shall not be used as a documentary evidence or otherwise before any investigative agencies or forum of law. This Report is confidential and proprietary to MIPL. The Subscriber and/or any other person(s) may not reproduce, publish or disclose any of the contents of the Report to others without the express authorization of MIPL. This Report is prepared and issued to the Subscriber without any risk, responsibility or liability on the part of MIPL or its officials.

	PROFIT/ (LOSS) AFTER TAX	(22.923)	15.167	20.664
	EARNINGS IN FOREIGN CURRENCY			
	F.O.B. Value of Exports	2088.917	964.176	649.104
	Other Earning	--	8.479	30.841
	TOTAL EARNINGS	2088.917	649.104	649.104
	Earnings / (Loss) Per Share (INR)	(888.00)	588.00	801.00

CURRENT MATURITIES OF LONG TERM DEBT DETAILS

Particulars	31.03.2017	31.03.2016	31.03.2015
Current Maturities of Long term debt	1.008	0.913	0.760
Cash generated from operations	NA	NA	NA
Net cash flows from (used in) operations	(37.047)	(330.432)	153.385
Net cash flows from (used in) operating activities	(45.491)	(363.134)	153.385

KEY RATIOS

EFFICIENCY RATIOS

PARTICULARS	31.03.2017	31.03.2016	31.03.2015
Average Collection Days (Sundry Debtors / Income * 365 Days)	33.85	19.56	25.03
Account Receivables Turnover (Income / Sundry Debtors)	10.78	18.66	14.58
Average Payment Days (Sundry Creditors / Purchases * 365 Days)	20.12	4.60	7.45
Inventory Turnover (Operating Income / Inventories)	0.04	0.24	0.25
Asset Turnover (Operating Income / Net Fixed Assets)	2.94	8.51	4.35

LEVERAGE RATIOS

PARTICULARS	31.03.2017	31.03.2016	31.03.2015
-------------	------------	------------	------------

DISCLAIMER : This Report is **PRIVATE & CONFIDENTIAL** and it is prepared at the request of and for its use by the Subscriber only. The Subscriber shall use the contents of the Report merely as an aid to its business. Mira Inform Private Limited ("MIPL") has collated information/data in the Report, which have not been verified unless otherwise specifically mentioned in the Report. The Subscriber shall independently verify the accuracy and correctness of the information/data before in any way acting upon the same. MIPL shall not be liable for any harm, injury, loss or damage caused to the Subscriber due to default by the Subscriber's debtors/beneficiaries in fulfilling their obligations of any nature whatsoever. This Report or any of its portion shall not be used as a documentary evidence or otherwise before any investigative agencies or forum of law. This Report is confidential and proprietary to MIPL. The Subscriber and/or any other person(s) may not reproduce, publish or disclose any of the contents of the Report to others without the express authorization of MIPL. This Report is prepared and issued to the Subscriber without any risk, responsibility or liability on the part of MIPL or its officials.

Debt Ratio (<i>Borrowing + Current Liabilities</i>) / <i>Total Assets</i>)	0.75	0.64	0.47
Debt Equity Ratio (<i>Total Liability</i> / <i>Networth</i>)	2.07	1.53	0.61
Current Liabilities to Networth (<i>Current Liabilities</i> / <i>Net Worth</i>)	2.98	1.79	0.87
Fixed Assets to Networth (<i>Net Fixed Assets</i> / <i>Networth</i>)	0.03	0.03	0.04
Interest Coverage Ratio (<i>PBIT</i> / <i>Financial Charges</i>)	0.57	1.43	1.88

PROFITABILITY RATIOS

PARTICULARS		31.03.2017	31.03.2016	31.03.2015
Net Profit Margin (<i>PAT</i> / <i>Sales</i>) * 100)	%	(0.48)	0.35	0.83
Return on Total Assets (<i>PAT</i> / <i>Total Assets</i>) * 100)	%	(1.87)	1.64	3.48
Return on Investment (ROI) (<i>PAT</i> / <i>Networth</i>) * 100)	%	(7.44)	4.58	6.54

SOLVENCY RATIOS

PARTICULARS		31.03.2017	31.03.2016	31.03.2015
Current Ratio (<i>Current Assets</i> / <i>Current Liabilities</i>)		1.25	1.39	1.66
Quick Ratio (<i>Current Assets – Inventories</i>) / <i>Current Liabilities</i>)		0.56	0.72	0.79
G-Score Ratio Financial (<i>Networth</i> / <i>Total Assets</i>)		0.25	0.36	0.53
G-Score Ratio Debt (<i>Debts</i> / <i>Equity Capital</i>)		24.67	19.69	7.43
G-Score Ratio Liquidity (<i>Total Current Assets</i> / <i>Total Current Liabilities</i>)		1.25	1.39	1.66

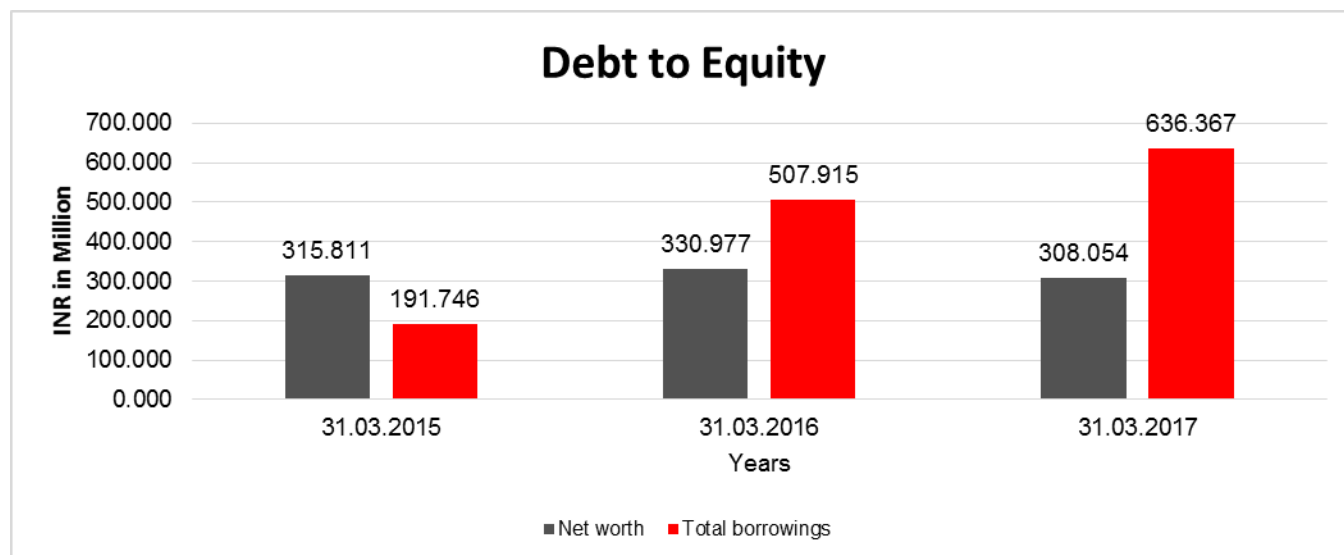
Total Liability = Short-term Debt + Long-term Debt + Current Maturities of Long-term debts

DISCLAIMER : This Report is **PRIVATE & CONFIDENTIAL** and it is prepared at the request of and for its use by the Subscriber only. The Subscriber shall use the contents of the Report merely as an aid to its business. Mira Inform Private Limited ("MIPL") has collated information/data in the Report, which have not been verified unless otherwise specifically mentioned in the Report. The Subscriber shall independently verify the accuracy and correctness of the information/data before in any way acting upon the same. MIPL shall not be liable for any harm, injury, loss or damage caused to the Subscriber due to default by the Subscriber's debtors/beneficiaries in fulfilling their obligations of any nature whatsoever. This Report or any of its portion shall not be used as a documentary evidence or otherwise before any investigative agencies or forum of law. This Report is confidential and proprietary to MIPL. The Subscriber and/or any other person(s) may not reproduce, publish or disclose any of the contents of the Report to others without the express authorization of MIPL. This Report is prepared and issued to the Subscriber without any risk, responsibility or liability on the part of MIPL or its officials.

FINANCIAL ANALYSIS
[all figures are INR Million]

DEBT EQUITY RATIO

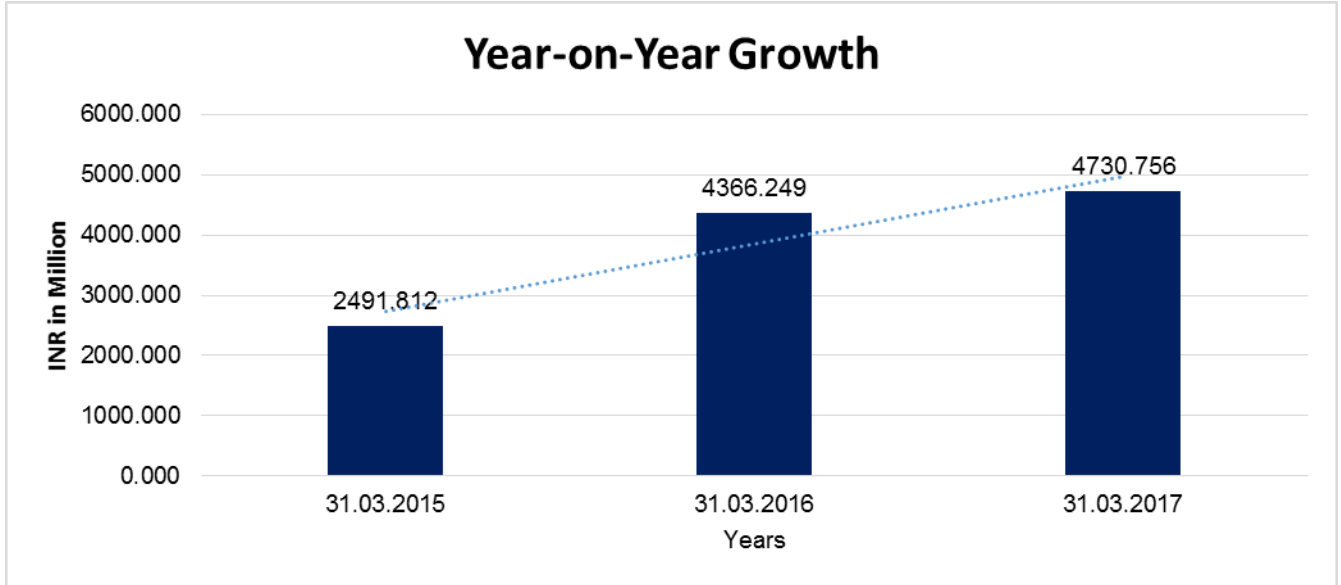
Particular	31.03.2015 (INR In Million)	31.03.2016 (INR In Million)	31.03.2017 (INR In Million)
Share Capital	25.800	25.800	25.800
Reserves & Surplus	290.011	305.177	282.254
Money received against share warrants	0.000	0.000	0.000
Share Application money pending allotment	0.000	0.000	0.000
Net worth	315.811	330.977	308.054
Long-term borrowings	1.921	1.008	0.000
Short term borrowings	189.065	505.994	635.359
Current maturities of long-term debts	0.760	0.913	1.008
Total borrowings	191.746	507.915	636.367
Debt/Equity ratio	0.607	1.535	2.066



YEAR-ON-YEAR GROWTH

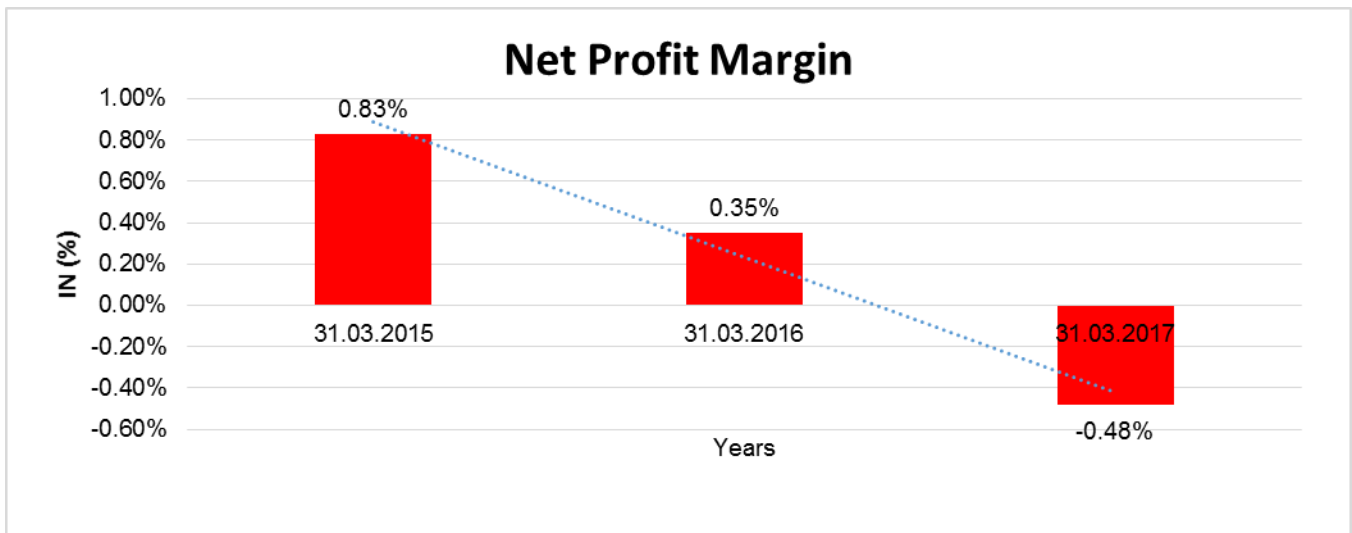
Year on Year Growth	31.03.2015 (INR In Million)	31.03.2016 (INR In Million)	31.03.2017 (INR In Million)
Sales	2491.812	4366.249	4730.756
		75.224	8.348

DISCLAIMER : This Report is **PRIVATE & CONFIDENTIAL** and it is prepared at the request of and for its use by the Subscriber only. The Subscriber shall use the contents of the Report merely as an aid to its business. Mira Inform Private Limited ("MIPL") has collated information/data in the Report, which have not been verified unless otherwise specifically mentioned in the Report. The Subscriber shall independently verify the accuracy and correctness of the information/data before in any way acting upon the same. MIPL shall not be liable for any harm, injury, loss or damage caused to the Subscriber due to default by the Subscriber's debtors/beneficiaries in fulfilling their obligations of any nature whatsoever. This Report or any of its portion shall not be used as a documentary evidence or otherwise before any investigative agencies or forum of law. This Report is confidential and proprietary to MIPL. The Subscriber and/or any other person(s) may not reproduce, publish or disclose any of the contents of the Report to others without the express authorization of MIPL. This Report is prepared and issued to the Subscriber without any risk, responsibility or liability on the part of MIPL or its officials.



NET PROFIT MARGIN

Net Profit Margin	31.03.2015	31.03.2016	31.03.2017
	(INR In Million)	(INR In Million)	(INR In Million)
Sales	2491.812	4366.249	4730.756
Profit/ (Loss)	20.664	15.167	(22.923)
	0.83 %	0.35 %	(0.48 %)



DISCLAIMER : This Report is **PRIVATE & CONFIDENTIAL** and it is prepared at the request of and for its use by the Subscriber only. The Subscriber shall use the contents of the Report merely as an aid to its business. Mira Inform Private Limited ("MIPL") has collated information/data in the Report, which have not been verified unless otherwise specifically mentioned in the Report. The Subscriber shall independently verify the accuracy and correctness of the information/data before in any way acting upon the same. MIPL shall not be liable for any harm, injury, loss or damage caused to the Subscriber due to default by the Subscriber's debtors/beneficiaries in fulfilling their obligations of any nature whatsoever. This Report or any of its portion shall not be used as a documentary evidence or otherwise before any investigative agencies or forum of law. This Report is confidential and proprietary to MIPL. The Subscriber and/or any other person(s) may not reproduce, publish or disclose any of the contents of the Report to others without the express authorization of MIPL. This Report is prepared and issued to the Subscriber without any risk, responsibility or liability on the part of MIPL or its officials.

ABRIDGED BALANCE SHEET (CONSOLIDATED)

SOURCES OF FUNDS		31.03.2017	31.03.2016
I. EQUITY AND LIABILITIES			
(1) Shareholders' Funds			
(a) Share Capital		24.300	24.300
(b) Reserves and Surplus		289.093	311.729
(c) Money received against share warrants		0.000	0.000
(d) Minority interest		6.361	6.095
(2) Share Application money pending allotment		0.000	0.000
Total Shareholders' Funds (1) + (2)		313.393	336.029
(3) Non-Current Liabilities			
(a) long-term borrowings		0.000	1.008
(b) Deferred tax liabilities (Net)		0.315	0.405
(c) Other long-term liabilities		0.942	0.813
(d) long-term provisions		0.000	0.000
Total Non-current Liabilities (3)		1.257	2.226
(4) Current Liabilities			
(a) Short-term borrowings		635.359	505.994
(b) Trade payables		262.035	54.981
(c) Other current liabilities		22.646	30.886
(d) Short-term provisions		0.000	0.000
Total Current Liabilities (4)		920.040	591.861
TOTAL		1241.051	936.211
II. ASSETS			
(1) Non-current assets			
(a) Fixed Assets			
(i) Tangible assets		14.633	17.883
(ii) Intangible Assets		0.000	0.000
(iii) Tangible assets capital work-in-progress		0.000	0.000
(iv) Intangible assets under development		0.000	0.000
(b) Non-current Investments		68.612	87.982
(c) Deferred tax assets (net)		0.000	0.000
(d) Long-term loans and advances		2.581	2.168
(e) Other Non-current assets		0.000	0.003
Total Non-Current Assets		85.826	108.036
(2) Current assets			
(a) Current investments		0.000	0.000

DISCLAIMER : This Report is **PRIVATE & CONFIDENTIAL** and it is prepared at the request of and for its use by the Subscriber only. The Subscriber shall use the contents of the Report merely as an aid to its business. Mira Inform Private Limited ("MIPL") has collated information/data in the Report, which have not been verified unless otherwise specifically mentioned in the Report. The Subscriber shall independently verify the accuracy and correctness of the information/data before in any way acting upon the same. MIPL shall not be liable for any harm, injury, loss or damage caused to the Subscriber due to default by the Subscriber's debtors/beneficiaries in fulfilling their obligations of any nature whatsoever. This Report or any of its portion shall not be used as a documentary evidence or otherwise before any investigative agencies or forum of law. This Report is confidential and proprietary to MIPL. The Subscriber and/or any other person(s) may not reproduce, publish or disclose any of the contents of the Report to others without the express authorization of MIPL. This Report is prepared and issued to the Subscriber without any risk, responsibility or liability on the part of MIPL or its officials.

(b) Inventories		635.707	396.130
(c) Trade receivables		445.113	234.037
(d) Cash and bank balances		2.559	4.671
(e) Short-term loans and advances		59.535	185.791
(f) Other current assets		12.311	7.546
Total Current Assets		1155.225	828.175
TOTAL		1241.051	936.211

PROFIT & LOSS ACCOUNT (CONSOLIDATED)

	PARTICULARS	31.03.2017	31.03.2016
	SALES		
	Income	4737.890	4367.159
	Other Income	53.563	89.399
	TOTAL	4791.453	4456.558
Less	EXPENSES		
	Purchases of Stock-in-Trade	4720.179	4355.661
	Changes in inventories of finished goods, work-in-progress and Stock-in-Trade	(226.884)	(161.778)
	Employee benefit expense	39.222	41.689
	Other expenses	230.937	126.157
	TOTAL	4763.454	4361.729
	PROFIT/ (LOSS) BEFORE INTEREST, TAX, DEPRECIATION AND AMORTISATION	27.999	94.829
Less	FINANCIAL EXPENSES	47.539	65.549
	PROFIT / (LOSS) BEFORE TAX, DEPRECIATION AND AMORTISATION	(19.540)	29.280
Less/ Add	DEPRECIATION/ AMORTISATION	2.820	3.799
	PROFIT/ (LOSS) BEFORE TAX	(22.360)	25.481
Less	TAX	0.010	9.384
	PROFIT/ (LOSS) AFTER TAX	(22.370)	16.097
	Earnings / (Loss) Per Share (INR)	(931.00)	644.00

DISCLAIMER : This Report is **PRIVATE & CONFIDENTIAL** and it is prepared at the request of and for its use by the Subscriber only. The Subscriber shall use the contents of the Report merely as an aid to its business. Mira Inform Private Limited ("MIPL") has collated information/data in the Report, which have not been verified unless otherwise specifically mentioned in the Report. The Subscriber shall independently verify the accuracy and correctness of the information/data before in any way acting upon the same. MIPL shall not be liable for any harm, injury, loss or damage caused to the Subscriber due to default by the Subscriber's debtors/beneficiaries in fulfilling their obligations of any nature whatsoever. This Report or any of its portion shall not be used as a documentary evidence or otherwise before any investigative agencies or forum of law. This Report is confidential and proprietary to MIPL. The Subscriber and/or any other person(s) may not reproduce, publish or disclose any of the contents of the Report to others without the express authorization of MIPL. This Report is prepared and issued to the Subscriber without any risk, responsibility or liability on the part of MIPL or its officials.

LOCAL AGENCY FURTHER INFORMATION

Sr. No.	Check list by info agents	Available in Report (Yes/No)
1	Year of establishment	Yes
2	Constitution of the entity -Incorporation details	Yes
3	Locality of the entity	Yes
4	Premises details	No
5	Buyer visit details	--
6	Contact numbers	Yes
7	Name of the person contacted	Yes
8	Designation of contact person	Yes
9	Promoter's background	Yes
10	Date of Birth of Proprietor / Partners / Directors	Yes
11	Pan Card No. of Proprietor / Partners	No
12	Voter Id Card No. of Proprietor / Partners	No
13	Type of business	Yes
14	Line of Business	Yes
15	Export/import details (if applicable)	No
16	No. of employees	No
17	Details of sister concerns	Yes
18	Major suppliers	No
19	Major customers	No
20	Banking Details	Yes
21	Banking facility details	Yes
22	Conduct of the banking account	--
23	Financials, if provided	Yes
24	Capital in the business	Yes
25	Last accounts filed at ROC, if applicable	Yes
26	Turnover of firm for last three years	Yes
27	Reasons for variation <> 20%	--
28	Estimation for coming financial year	No
29	Profitability for last three years	Yes
30	Major shareholders, if available	Yes
31	External Agency Rating, if available	Yes
32	Litigations that the firm/promoter involved in	--
33	Market information	--
34	Payments terms	No
35	Negative Reporting by Auditors in the Annual Report	No

CHANGE OF ADDRESS:

As claimed by Mr. Sandip (Senior Accountant) that registered office shifted from 86, Maker Chambers VI, 220 Jamnalal Bajaj Marg, Nariman Point, Mumbai – 400021, Maharashtra, India to the present address.

INDEX OF CHARGE:

SN O	SRN	CHARGE ID	CHARGE HOLDER NAME	DATE OF CREATION	DATE OF MODIFICATION	DATE OF SATISFACTION	AMOUNT	ADDRESS
1	G3822 6742	10621 119	PUNJAB NATION AL BANK	25/01/2 016	15/02/201 7	-	500000000.0	MAKER TOWER E, GROUND FLOORCUFFE PARADEMUMBAIMH 400005IN
2	G2968 7761	10614 540	INDUSI ND BANK LTD.	23/12/2 015	17/11/201 6	-	100000000.0	2401 GEN THIMMAYYA ROADCONTONMENT PUNEMA411001IN
3	G3696 3726	10609 063	IDBI BANK LIMITED	30/11/2 015	04/02/201 7	-	100000000.0	IDBI TOWERWTC COMPLEXCUFFE PARADEMUMBAIMH 400005IN
4	C6246 0548	10587 737	HDFC BANK LIMITED	24/03/2 015	-	-	2770000.0	HDFC BANK HOUSEENAPATI BAPAT MARGLOWER PAREL WMUMBAIMH400013I N
5	C7961 0895	10123 795	KARNA TAKA BANK LTD.	09/08/2 008	25/01/201 6	-	1017000000.0	104-106, EMBASSY CENTRE, JAMNALAL BAJAJ MARG,NARIMAN POINT,MUMBAIMH40 0021IN
6	C7961 0028	10123 793	KARNA TAKA BANK LTD.	09/08/2 008	25/01/201 6	-	1017000000.0	104-106, EMBASSY CENTRE, JAMNALAL BAJAJ MARG,NARIMAN POINT,MUMBAIMH40 0021IN
7	C2604 8298	10046 730	KARNA TAKA BANK LTD.	02/03/2 007	-	04/10/201 4	225000000.0	104-106 EMBASSY CENTREJAMNALAL BAJAJ MARG, NARIMAN POINTMUMBAIMH40 0021IN

DISCLAIMER : This Report is **PRIVATE & CONFIDENTIAL** and it is prepared at the request of and for its use by the Subscriber only. The Subscriber shall use the contents of the Report merely as an aid to its business. Mira Inform Private Limited ("MIPL") has collated information/data in the Report, which has not been verified unless otherwise specifically mentioned in the Report. The Subscriber shall independently verify the accuracy and correctness of the information/data before in any way acting upon the same. MIPL shall not be liable for any harm, injury, loss or damage caused to the Subscriber due to default by the Subscriber's debtors/beneficiaries in fulfilling their obligations of any nature whatsoever. This Report or any of its portion shall not be used as a documentary evidence or otherwise before any investigative agencies or forum of law. This Report is confidential and proprietary to MIPL. The Subscriber and/or any other person(s) may not reproduce, publish or disclose any of the contents of the Report to others without the express authorization of MIPL. This Report is prepared and issued to the Subscriber without any risk, responsibility or liability on the part of MIPL or its officials.

8	C0495 5936	90225 660	CENTR AL BANK OF INDIA	01/03/1 989	-	27/05/201 4	3000000.0	STANDARD BUILDING; 2 - ND FLOORDN ROAD; FORTMUMBAIMHIN
9	C0033 2429	90226 157	INDUSI ND BANK LTD.	10/11/1 997	-	10/03/201 4	20000000.0	425; DB MARGMUMBAIMHIN
10	C0032 9268	90226 329	INDUSI ND BANK LTD.	02/01/2 001	-	10/03/201 4	10000000.0	INDUSIND HOUSEMUMBAIMH4 00004IN

FIXED ASSETS:

Tangible assets

- Land
- Buildings
- Plant and equipment
- Furniture and fixtures
- Vehicles
- Office equipment
- Computer equipments

CMT REPORT (Corruption, Money Laundering & Terrorism]

The Public Notice information has been collected from various sources including but not limited to: **The Courts, India Prisons Service, Interpol, etc.**

1] INFORMATION ON DESIGNATED PARTY

No exist designating subject or any of its beneficial owners, controlling shareholders or senior officers as terrorist or terrorist organization or whom notice had been received that all financial transactions involving their assets have been blocked or convicted, found guilty or against whom a judgement or order had been entered in a proceedings for violating money-laundering, anti-corruption or bribery or international economic or anti-terrorism sanction laws or whose assets were seized, blocked, frozen or ordered forfeited for violation of money laundering or international anti-terrorism laws.

2] Court Declaration :

No records exist to suggest that subject is or was the subject of any formal or informal allegations, prosecutions or other official proceeding for making any prohibited payments or other improper payments to government officials for engaging in prohibited transactions or with designated parties.

3] Asset Declaration :

No records exist to suggest that the property or assets of the subject are derived from criminal conduct or a prohibited transaction.

4] Record on Financial Crime :

Charges or conviction registered against subject: **None**

5] Records on Violation of Anti-Corruption Laws :

Charges or investigation registered against subject: **None**

6] Records on Int'l Anti-Money Laundering Laws/Standards :

Charges or investigation registered against subject: **None**

7] Criminal Records

No available information exist that suggest that subject or any of its principals have been formally charged or convicted by a competent governmental authority for any financial crime or under any formal investigation by a competent government authority for any violation of anti-corruption laws or international anti-money laundering laws or standard.

8] Affiliation with Government :

No record exists to suggest that any director or indirect owners, controlling shareholders, director, officer or employee of the company is a government official or a family member or close business associate of a Government official.

9] Compensation Package :

Our market survey revealed that the amount of compensation sought by the subject is fair and reasonable and comparable to compensation paid to others for similar services.

10] Press Report :

No press reports / filings exists on the subject.

CORPORATE GOVERNANCE

MIRA INFORM as part of its Due Diligence do provide comments on Corporate Governance to identify management and governance. These factors often have been predictive and in some cases have created vulnerabilities to credit deterioration.

Our Governance Assessment focuses principally on the interactions between a company's management, its Board of Directors, Shareholders and other financial stakeholders.

CONTRAVENTION

Subject is not known to have contravened any existing local laws, regulations or policies that prohibit, restrict or otherwise affect the terms and conditions that could be included in the agreement with the subject.

FOREIGN EXCHANGE RATES

Currency	Unit	INR
US Dollar	1	INR 71.92
UK Pound	1	INR 90.53
Euro	1	INR 81.34

INFORMATION DETAILS

Information Gathered by :	SHW
Analysis Done by :	PRY
Report Prepared by :	KVT

SCORE FACTORS

DEMERIT POINTS		
--BANK CHARGES	YES/NO	YES
--LITIGATION	YES/NO	NO
--OTHER ADVERSE INFORMATION	YES/NO	NO
MERIT POINTS		
--SOLE DISTRIBUTORSHIP	YES/NO	NO
--EXPORT ACTIVITIES	YES/NO	NO
--AFFILIATION	YES/NO	YES
--LISTED	YES/NO	NO
--OTHER MERIT FACTORS	YES/NO	YES

RATING EXPLANATIONS

Credit Rating	Explanation	Rating Comments
A++	Minimum Risk	Business dealings permissible with minimum risk of default
A+	Low Risk	Business dealings permissible with low risk of default
A	Acceptable Risk	Business dealings permissible with moderate risk of default
B	Medium Risk	Business dealings permissible on a regular monitoring basis
C	Medium High Risk	Business dealings permissible preferably on secured basis
D	High Risk	Business dealing not recommended or on secured terms only
NB	New Business	No recommendation can be done due to business in infancy stage
NT	No Trace	No recommendation can be done as the business is not traceable

NB is stated where there is insufficient information to facilitate rating. However, it is not to be considered as unfavourable.

This score serves as a reference to assess SC's credit risk and to set the amount of credit to be extended. It is calculated from a composite of weighted scores obtained from each of the major sections of this report. The assessed factors are as follows:

- Financial condition covering various ratios
- Company background and operations size
- Promoters / Management background
- Payment record
- Litigation against the subject
- Industry scenario / competitor analysis
- Supplier / Customer / Banker review (wherever available)

DISCLAIMER : This Report is **PRIVATE & CONFIDENTIAL** and it is prepared at the request of and for its use by the Subscriber only. The Subscriber shall use the contents of the Report merely as an aid to its business. Mira Inform Private Limited ("MIPL") has collated information/data in the Report, which have not been verified unless otherwise specifically mentioned in the Report. The Subscriber shall independently verify the accuracy and correctness of the information/data before in any way acting upon the same. MIPL shall not be liable for any harm, injury, loss or damage caused to the Subscriber due to default by the Subscriber's debtors/beneficiaries in fulfilling their obligations of any nature whatsoever. This Report or any of its portion shall not be used as a documentary evidence or otherwise before any investigative agencies or forum of law. This Report is confidential and proprietary to MIPL. The Subscriber and/or any other person(s) may not reproduce, publish or disclose any of the contents of the Report to others without the express authorization of MIPL. This Report is prepared and issued to the Subscriber without any risk, responsibility or liability on the part of MIPL or its officials.