

MIRA INFORM REPORT

Report No. :	545759
Report Date :	17.12.2018

IDENTIFICATION DETAILS

Name :	FLOW-MON LIMITED
Formerly Known As :	FLOW MONITORS LIMITED
Registered Office :	3 Greengatecardale Parkharrogatehg3 1gy
Country :	United Kingdom
Financials (as on) :	31.12.2017
Date of Incorporation :	08.04.1971
Com. Reg. No.:	01007511
Legal Form :	Private limited with Share Capital
Line of Business :	<ul style="list-style-type: none"> • Manufacture and sale of flow rate indicators. • Machining
No. of Employees :	12

RATING & COMMENTS

(Mira Inform has adopted New Rating mechanism w.e.f. 23rd January 2017)

MIRA's Rating :	A
-----------------	---

Credit Rating	Explanation	Rating Comments
A	Acceptable Risk	Business dealings permissible with moderate risk of default

Status :	Satisfactory
Payment Behaviour :	Slow but Correct
Litigation :	Clear

DISCLAIMER : This Report is **PRIVATE & CONFIDENTIAL** and it is prepared at the request of and for its use by the Subscriber only. The Subscriber shall use the contents of the Report merely as an aid to its business. Mira Inform Private Limited ("MIPL") has collated information/data in the Report, which have not been verified unless otherwise specifically mentioned in the Report. The Subscriber shall independently verify the accuracy and correctness of the information/data before in any way acting upon the same. MIPL shall not be liable for any harm, injury, loss or damage caused to the Subscriber due to default by the Subscriber's debtors/beneficiaries in fulfilling their obligations of any nature whatsoever. This Report or any of its portion shall not be used as a documentary evidence or otherwise before any investigative agencies or forum of law. This Report is confidential and proprietary to MIPL. The Subscriber and/or any other person(s) may not reproduce, publish or disclose any of the contents of the Report to others without the express authorization of MIPL. This Report is prepared and issued to the Subscriber without any risk, responsibility or liability on the part of MIPL or its officials.

NOTES:

Any query related to this report can be made on e-mail: while quoting report number, name and date.

ECGC Country Risk Classification List

Country Name	Previous Rating (30.06.2018)	Current Rating (30.09.2018)
United Kingdom	A1	A1

Risk Category	ECGC Classification
Insignificant	A1
Low Risk	A2
Moderately Low Risk	B1
Moderate Risk	B2
Moderately High Risk	C1
High Risk	C2
Very High Risk	D

UNITED KINGDOM - ECONOMIC OVERVIEW

The UK, a leading trading power and financial center, is the third largest economy in Europe after Germany and France. Agriculture is intensive, highly mechanized, and efficient by European standards, producing about 60% of food needs with less than 2% of the labor force. The UK has large coal, natural gas, and oil resources, but its oil and natural gas reserves are declining; the UK has been a net importer of energy since 2005. Services, particularly banking, insurance, and business services, are key drivers of British GDP growth. Manufacturing, meanwhile, has declined in importance but still accounts for about 10% of economic output.

In 2008, the global financial crisis hit the economy particularly hard, due to the importance of its financial sector. Falling home prices, high consumer debt, and the global economic slowdown compounded the UK's economic problems, pushing the economy into recession in the latter half of 2008 and prompting the then BROWN (Labour) government to implement a number of measures to stimulate the economy and stabilize the financial markets. Facing burgeoning public deficits and debt levels, in 2010 the then CAMERON-led coalition government (between Conservatives and Liberal Democrats) initiated an austerity program, which has continued under the Conservative government. However, the deficit still remains one of the highest in the G7, standing at 3.6% of GDP as of 2017, and the UK has pledged to lower its corporation tax from 20% to 17% by 2020. The UK had a debt burden of 90.4% GDP at the end of 2017.

The UK economy has begun to slow since the referendum vote to leave the EU in June 2016. A sustained depreciation of the British pound has increased consumer and producer prices, weighing on consumer spending without spurring a meaningful increase in exports. The UK has an extensive trade relationship with other EU members through its single market membership, and economic observers have warned the exit will jeopardize its position as the central location for European financial services. Prime Minister MAY is seeking a new "deep and special" trade relationship with the EU following the UK's exit. However, economists doubt that the UK will be able to preserve the benefits of EU membership without the obligations. The UK is expected to officially leave the EU by the end of March 2019.

Source : CIA

COMPANY NAME AND ADDRESS

Company Name: FLOW-MON LIMITED
Company No: 01007511
Company Status: Active - Accounts Filed
Registered Address: 3 GREENGATECARDALE PARKHARROGATEHG3 1GY

COMPANY SUMMARY

Registered Address 3 GREENGATE, CARDALE PARK, HARROGATE HG3 1GY
Trading Address 3 Greengate, Cardale Park, Harrogate, North Yorkshire HG3 1GY
Website Address <http://www.flow-mon.com>
Telephone Number -
Fax Number -
TPS -
FPS Yes
Incorporation Date 08/04/1971
Previous Name FLOW MONITORS LIMITED
Type Private limited with Share Capital
FTSE Index -
Date of Change 31/12/1976
Filing Date of Accounts 19/09/2018
Currency GBP
Share Capital £23,900
SIC07 25620
Charity Number -
SIC07 Description MACHINING
Principal Activity Manufacture and sale of flow rate indicators.

ADDITIONAL INFORMATION

CCJ's 0 (£0)

No CCJ Information To Display

Ultimate Holding Company THE EVERETT SMITH GROUP LIMITED
Accountant -
Mortgages 3
Trade Debtors -
Group 6 companies
Linkages 0 companies
Countries In 0 countries

KEY FINANCIALS

Year to Date	Turnover	Pre Tax Profit	Shareholder's Funds	Employees
31/12/2017	-	-	£754,669	12
31/12/2016	-	-	£651,753	11
31/12/2015	-	-	£317,340	12

MORTGAGE SUMMARY

Total Mortgage	3
Outstanding	1
Satisfied	2

TRADE DEBTORS / BAD DEBT SUMMARY

Total Number of Documented Trade	1
Total Value of Documented Trade	£314

COMMENTARY

This company has been treated as a Small company in respect of the rating/limit generated.
The latest Balance Sheet indicates a very positive net working capital position.
The latest cash balances represent a positive level in terms of the overall outstanding creditor obligations.
There has been an increase in shareholders funds compared with the previous balance sheet.

CCJ

Total Number of Exact CCJs -	0	Total Value of Exact CCJs -	
Total Number of Possible CCJs -	0	Total Value of Possible CCJs -	
Total Number of Satisfied CCJs -	0	Total Value of Satisfied CCJs -	
Total Number of Writs -	-		

Total Current Directors	1	Total Current Secretaries	1
-------------------------	---	---------------------------	---

DISCLAIMER : This Report is **PRIVATE & CONFIDENTIAL** and it is prepared at the request of and for its use by the Subscriber only. The Subscriber shall use the contents of the Report merely as an aid to its business. Mira Inform Private Limited ("MIPL") has collated information/data in the Report, which have not been verified unless otherwise specifically mentioned in the Report. The Subscriber shall independently verify the accuracy and correctness of the information/data before in any way acting upon the same. MIPL shall not be liable for any harm, injury, loss or damage caused to the Subscriber due to default by the Subscriber's debtors/beneficiaries in fulfilling their obligations of any nature whatsoever. This Report or any of its portion shall not be used as a documentary evidence or otherwise before any investigative agencies or forum of law. This Report is confidential and proprietary to MIPL. The Subscriber and/or any other person(s) may not reproduce, publish or disclose any of the contents of the Report to others without the express authorization of MIPL. This Report is prepared and issued to the Subscriber without any risk, responsibility or liability on the part of MIPL or its officials.

Total Previous Directors / Company Secretaries	12	Total Person's With Significant Control	1
--	----	---	---

CURRENT DIRECTORS

Title	Mr	Function	Director
Name	Nathan Smith	Nationality	British
Date of Birth	04/1973	Present Appointments	9
Latest Address	3 Greengate, Cardale Park, Harrogate, North Yorkshire	Appointment Date	11/10/2001
Post Code	HG3 1GY		



CURRENT COMPANY SECRETARY

Title	Mrs	Function	Company Secretary
Name	Gemma Louise Smith	Nationality	British
Date of Birth	10/1981	Present Appointments	5
Latest Address	3 Greengate, Cardale Park, Harrogate, North Yorkshire	Appointment Date	23/01/2008
Post Code	HG3 1GY		

TOP SHAREHOLDERS

Name	Currency	Share Count	Share Type	Nominal Value	% of Total Share Count
EVERETT SMITH GROUP LTD	GBP	23,900	ORDINARY	1	100














FINANCIALS - PROFIT & LOSS

	Date Of Accounts	31/12/17	(%)	31/12/16	(%)	31/12/15	(%)	31/12/14	(%)	31/12/13
	Weeks	52	(%)	52	(%)	52	(%)	52	(%)	52
	Currency	GBP	(%)	GBP	(%)	GBP	(%)	GBP	(%)	GBP
	Consolidated A/cs	N	(%)	N	(%)	N	(%)	N	(%)	N
	Turnover	-	-	-	-	-	-	-	-	-
	Export	-	-	-	-	-	-	-	-	-










DISCLAIMER : This Report is **PRIVATE & CONFIDENTIAL** and it is prepared at the request of and for its use by the Subscriber only. The Subscriber shall use the contents of the Report merely as an aid to its business. Mira Inform Private Limited ("MIPL") has collated information/data in the Report, which have not been verified unless otherwise specifically mentioned in the Report. The Subscriber shall independently verify the accuracy and correctness of the information/data before in any way acting upon the same. MIPL shall not be liable for any harm, injury, loss or damage caused to the Subscriber due to default by the Subscriber's debtors/beneficiaries in fulfilling their obligations of any nature whatsoever. This Report or any of its portion shall not be used as a documentary evidence or otherwise before any investigative agencies or forum of law. This Report is confidential and proprietary to MIPL. The Subscriber and/or any other person(s) may not reproduce, publish or disclose any of the contents of the Report to others without the express authorization of MIPL. This Report is prepared and issued to the Subscriber without any risk, responsibility or liability on the part of MIPL or its officials.

FLOW-MON LIMITED - 545759









PAGE NO. : 7

	Cost of Sales	-	-	-	-	-	-	-	-	-
	Gross Profit	-	-	-	-	-	-	-	-	-
	Wages & Salaries	-	-	-	-	-	-	-	-	-
	Directors Emoluments	-	-	-	-	-	-	-	-	-
	Operating Profit	-	-	-	-	-	-	-	-	-
	Depreciation	£22,003	6.3%	£20,694	17.7%	£17,586	-7.1%	£18,939	8.2%	£17,501
	Audit Fees	-	-	-	-	-	-	-	-	-
	Interest Payments	-	-	-	-	-	-	-	-	-
	Pre Tax Profit	-	-	-	-	-	-	-	-	-
	Taxation	-	-	-	-	-	-	-	-	-
	Profit After Tax	-	-	-	-	-	-	-	-	-
	Dividends Payable	-	-	-	-	-	-	-	-	-
	Retained Profit	-	-	-	-	-	-	-	-	-






BALANCE SHEET

	Date Of Accounts	31/12/17	(%)	31/12/16	(%)	31/12/15	(%)	31/12/14	(%)	31/12/13
	Tangible Assets	£112,547	-10.4%	£125,558	12%	£112,078	13.1%	£99,091	-8.3%	£108,117
	Intangible Assets	0	-	0	-	0	-	0	-	0
	Total Fixed Assets	£112,547	-10.4%	£125,558	12%	£112,078	13.1%	£99,091	-8.3%	£108,117
	Stock	£232,613	8.6%	£214,203	34.8%	£158,956	-16.7%	£190,744	6.7%	£178,795
	Trade Debtors	£130,507	-13.1%	£150,147	-9.3%	£165,592	-48.6%	£321,905	4.2%	£308,825
	Cash	£74,679	-61.5%	£193,789	84.3%	£105,155	-11.8%	£119,211	44.6%	£82,442
	Other Debtors	£478,200	72%	£278,050	75.6%	£158,325	-	0	-	0
	Miscellaneous Current Assets	0	-	0	-	0	-	0	-	0
	Total Current Assets	£915,999	9.5%	£836,189	42.2%	£588,028	-6.9%	£631,860	10.8%	£570,062

DISCLAIMER : This Report is **PRIVATE & CONFIDENTIAL** and it is prepared at the request of and for its use by the Subscriber only. The Subscriber shall use the contents of the Report merely as an aid to its business. Mira Inform Private Limited ("MIPL") has collated information/data in the Report, which have not been verified unless otherwise specifically mentioned in the Report. The Subscriber shall independently verify the accuracy and correctness of the information/data before in any way acting upon the same. MIPL shall not be liable for any harm, injury, loss or damage caused to the Subscriber due to default by the Subscriber's debtors/beneficiaries in fulfilling their obligations of any nature whatsoever. This Report or any of its portion shall not be used as a documentary evidence or otherwise before any investigative agencies or forum of law. This Report is confidential and proprietary to MIPL. The Subscriber and/or any other person(s) may not reproduce, publish or disclose any of the contents of the Report to others without the express authorization of MIPL. This Report is prepared and issued to the Subscriber without any risk, responsibility or liability on the part of MIPL or its officials.

	Trade Creditors	£32,821	357.4 %	£7,176	- 87.3 %	£56,617	-87.3%	£444,922	10.8 %	£401,633
	Bank Loans & Overdrafts	0	-	0	-	0	-100%	£32,894	-	0
	Other Short Term Finance	£174,401	-	£174,401	-9.1%	£191,784	999.9 %	£10,313	- 34.9 %	£15,845
	Miscellaneous Current Liabilities	£53,874	-50.2%	£108,231	- 11.2 %	£121,836	-	0	-	0
	Total Current Liabilities	£261,096	-9.9%	£289,808	- 21.7 %	£370,237	-24.2%	£488,129	16.9 %	£417,478
	Bank Loans & Overdrafts and LTL	£12,781	-36.7%	£20,186	61.1 %	£12,529	-72.7%	£45,879	78.1 %	£25,765
	Other Long Term Finance	0	-	0	-	0	-	0	- 100%	£10,313
	Total Long Term Liabilities	£12,781	-36.7%	£20,186	61.1 %	£12,529	-3.5%	£12,985	- 49.6 %	£25,765






CAPITAL & RESERVES

	Date Of Accounts	31/12/17	(%)	31/12/16	(%)	31/12/15	(%)	31/12/14	(%)	31/12/13
	Called Up Share Capital	£23,900	-	£23,900	-	£23,900	-	£23,900	-	£23,900
	P & L Account Reserve	£673,494	18%	£570,578	141.6%	£236,165	58.9%	£148,662	- 3.3%	£153,761
	Revaluation Reserve	-	-	-	-	-	-	-	-	-
	Sundry Reserves	£57,275	-	£57,275	-	£57,275	-	£57,275	-	£57,275
	Shareholder Funds	£754,669	15.8%	£651,753	105.4%	£317,340	38.1%	£229,837	- 2.2%	£234,936





OTHER FINANCIAL ITEMS

	Date Of	31/12/17	(%)	31/12/16	(%)	31/12/15	(%)	31/12/14	(%)	31/12/13
--	---------	----------	-----	----------	-----	----------	-----	----------	-----	----------



DISCLAIMER : This Report is **PRIVATE & CONFIDENTIAL** and it is prepared at the request of and for its use by the Subscriber only. The Subscriber shall use the contents of the Report merely as an aid to its business. Mira Inform Private Limited ("MIPL") has collated information/data in the Report, which have not been verified unless otherwise specifically mentioned in the Report. The Subscriber shall independently verify the accuracy and correctness of the information/data before in any way acting upon the same. MIPL shall not be liable for any harm, injury, loss or damage caused to the Subscriber due to default by the Subscriber's debtors/beneficiaries in fulfilling their obligations of any nature whatsoever. This Report or any of its portion shall not be used as a documentary evidence or otherwise before any investigative agencies or forum of law. This Report is confidential and proprietary to MIPL. The Subscriber and/or any other person(s) may not reproduce, publish or disclose any of the contents of the Report to others without the express authorization of MIPL. This Report is prepared and issued to the Subscriber without any risk, responsibility or liability on the part of MIPL or its officials.

	Accounts									
	Net Worth	£754,669	15.8%	£651,753	105.4%	£317,340	38.1%	£229,837	-2.2%	£234,936
	Working Capital	£654,903	19.9%	£546,381	150.9%	£217,791	51.5%	£143,731	-5.8%	£152,584
	Total Assets	£1,028,546	6.9%	£961,747	37.4%	£700,106	-4.2%	£730,951	7.8%	£678,179
	Total Liabilities	£273,877	-11.7%	£309,994	-19%	£382,766	-23.6%	£501,114	13.1%	£443,243
	Net Assets	£754,669	15.8%	£651,753	105.4%	£317,340	38.1%	£229,837	-2.2%	£234,936

CASH FLOW















	Date Of Accounts	31/12/17	(%)	31/12/16	(%)	31/12/15	(%)	31/12/14	(%)	31/12/13
	Net Cashflow from Operations	-	-	-	-	-	-	-	-	-
	Net Cashflow before Financing	-	-	-	-	-	-	-	-	-
	Net Cashflow from Financing	-	-	-	-	-	-	-	-	-
	Increase in Cash	-	-	-	-	-	-	-	-	-

MISCELLANEOUS

	Date Of Accounts	31/12/17	(%)	31/12/16	(%)	31/12/15	(%)	31/12/14	(%)	31/12/13
	Contingent Liability	NO	-	NO	-	NO	-	NO	-	NO
	Capital Employed	£767,450	14.2%	£671,939	103.7%	£329,869	35.8%	£242,822	-6.9%	£260,701
	Number of Employees	12	9.1%	11	-8.3%	12	-	-	-	-
	Accountants									
	Auditors									
	Auditor Comments	The company is exempt from audit								
	Bankers	LLOYDS TSB BANK PLC								
	Bank Branch Code	30-15-60								

DISCLAIMER : This Report is **PRIVATE & CONFIDENTIAL** and it is prepared at the request of and for its use by the Subscriber only. The Subscriber shall use the contents of the Report merely as an aid to its business. Mira Inform Private Limited ("MIPL") has collated information/data in the Report, which have not been verified unless otherwise specifically mentioned in the Report. The Subscriber shall independently verify the accuracy and correctness of the information/data before in any way acting upon the same. MIPL shall not be liable for any harm, injury, loss or damage caused to the Subscriber due to default by the Subscriber's debtors/beneficiaries in fulfilling their obligations of any nature whatsoever. This Report or any of its portion shall not be used as a documentary evidence or otherwise before any investigative agencies or forum of law. This Report is confidential and proprietary to MIPL. The Subscriber and/or any other person(s) may not reproduce, publish or disclose any of the contents of the Report to others without the express authorization of MIPL. This Report is prepared and issued to the Subscriber without any risk, responsibility or liability on the part of MIPL or its officials.

RATIOS

	Date Of Accounts	31/12/17	31/12/16	31/12/15	31/12/14	31/12/13
	Pre-tax profit margin %	-	-	-	-	-
	Current ratio	3.51	2.89	1.59	1.29	1.37
	Sales/Net Working Capital	-	-	-	-	-
	Gearing %	1.70	3.10	3.90	20	11
	Equity in %	73.40	67.80	45.30	31.40	34.60
	Creditor Days	-	-	-	-	-
	Debtor Days	-	-	-	-	-
	Liquidity/Acid Test	2.61	2.14	1.15	0.90	0.93
	Return On Capital Employed %	-	-	-	-	-
	Return On Total Assets Employed %	-	-	-	-	-
	Current Debt Ratio	0.34	0.44	1.16	2.12	1.77
	Total Debt Ratio	0.36	0.47	1.20	2.18	1.88
	Stock Turnover Ratio %	-	-	-	-	-
	Return on Net Assets Employed %	-	-	-	-	-

REPORT NOTES

There are no notes to display.

STATUS HISTORY

No Status History found

EVENT HISTORY

Date	Description
27/09/2018	New Accounts Filed

DISCLAIMER : This Report is **PRIVATE & CONFIDENTIAL** and it is prepared at the request of and for its use by the Subscriber only. The Subscriber shall use the contents of the Report merely as an aid to its business. Mira Inform Private Limited ("MIPL") has collated information/data in the Report, which have not been verified unless otherwise specifically mentioned in the Report. The Subscriber shall independently verify the accuracy and correctness of the information/data before in any way acting upon the same. MIPL shall not be liable for any harm, injury, loss or damage caused to the Subscriber due to default by the Subscriber's debtors/beneficiaries in fulfilling their obligations of any nature whatsoever. This Report or any of its portion shall not be used as a documentary evidence or otherwise before any investigative agencies or forum of law. This Report is confidential and proprietary to MIPL. The Subscriber and/or any other person(s) may not reproduce, publish or disclose any of the contents of the Report to others without the express authorization of MIPL. This Report is prepared and issued to the Subscriber without any risk, responsibility or liability on the part of MIPL or its officials.

27/09/2018	New Accounts Filed
30/06/2018	Payment Data Update Received
10/04/2018	Payment Data Update Received
15/03/2018	Payment Data Update Received
26/01/2018	Confirmation Statement
27/09/2017	Payment Data Update Received
26/09/2017	New Accounts Filed
26/09/2017	New Accounts Filed
24/01/2017	Annual Returns
01/11/2016	Mr J.P. Kimberling has left the board
15/10/2016	New Accounts Filed
19/02/2016	New Board Member Mr J.P. Kimberling appointed
30/01/2016	Annual Returns
11/08/2015	Payment Data Update Received

PREVIOUS COMPANY NAMES

Date	Previous Name
31/12/1976	FLOW MONITORS LIMITED

WRIT DETAILS

No writs found

STATISTICS

Group	6 companies
Linkages	0 companies
Countries	In 0 countries

SUMMARY

Holding Company	THE EVERETT SMITH GROUP LIMITED
Ownership Status	Wholly Owned
Ultimate Holding Company	THE EVERETT SMITH GROUP LIMITED

DISCLAIMER : This Report is **PRIVATE & CONFIDENTIAL** and it is prepared at the request of and for its use by the Subscriber only. The Subscriber shall use the contents of the Report merely as an aid to its business. Mira Inform Private Limited ("MIPL") has collated information/data in the Report, which have not been verified unless otherwise specifically mentioned in the Report. The Subscriber shall independently verify the accuracy and correctness of the information/data before in any way acting upon the same. MIPL shall not be liable for any harm, injury, loss or damage caused to the Subscriber due to default by the Subscriber's debtors/beneficiaries in fulfilling their obligations of any nature whatsoever. This Report or any of its portion shall not be used as a documentary evidence or otherwise before any investigative agencies or forum of law. This Report is confidential and proprietary to MIPL. The Subscriber and/or any other person(s) may not reproduce, publish or disclose any of the contents of the Report to others without the express authorization of MIPL. This Report is prepared and issued to the Subscriber without any risk, responsibility or liability on the part of MIPL or its officials.

GROUP STRUCTURE FULL

Company Name	Registered Number	Latest Key Financials	Consol. Accounts	Turnover
THE EVERETT SMITH GROUP...	04248939	31.12.2017	N	
PULLMAN INSTRUMENTS LI...	08311824	30.11.2017	N	
MILTON KEYNES INSTRUME...	10879993	-	N	
CLIMATIC SERVICES LIMITED	SC101739	31.12.2017	N	
FLOW-MON LIMITED	01007511	31.12.2017	N	
PULLMAN INSTRUMENTS (U...	03681420	31.12.2017	N	

STATISTICS

Group	6 companies
Linkages	0 companies
Countries	In 0 countries

MORTGAGE DETAILS

Mortgage Type:	DEBENTURE		
Date Charge Created:	07/03/08		
Date Charge Registered:	12/03/08		
Date Charge Satisfied:	-		
Status:	OUTSTANDING		
Person(s) Entitled:	NATIONAL WESTMINSTER BANK PLC		
Amount Secured:	ALL MONIES DUE OR TO BECOME DUE FROM THE COMPANY TO THE CHARGEES ON ANY ACCOUNT WHATSOEVER		
Details:	FIXED AND FLOATING CHARGES OVER THE UNDERTAKING AND ALL PROPERTY AND ASSETS PRESENT AND FUTURE INCLUDING GOODWILL UNCALLED CAPITAL BUILDINGS FIXTURES PLANT AND MACHINERY SEE IMAGE FOR FULL DETAILS		
Mortgage Type:	DEBENTURE		
Date Charge Created:	12/10/01		
Date Charge Registered:	19/10/01		
Date Charge Satisfied:	29/02/08		
Status:	SATISFIED		
Person(s) Entitled:	LLOYDS TSB BANK PLC		
Amount Secured:	ALL MONIES DUE OR TO BECOME DUE FROM THE COMPANY TO THE CHARGEES ON ANY ACCOUNT WHATSOEVER		

DISCLAIMER : This Report is **PRIVATE & CONFIDENTIAL** and it is prepared at the request of and for its use by the Subscriber only. The Subscriber shall use the contents of the Report merely as an aid to its business. Mira Inform Private Limited ("MIPL") has collated information/data in the Report, which have not been verified unless otherwise specifically mentioned in the Report. The Subscriber shall independently verify the accuracy and correctness of the information/data before in any way acting upon the same. MIPL shall not be liable for any harm, injury, loss or damage caused to the Subscriber due to default by the Subscriber's debtors/beneficiaries in fulfilling their obligations of any nature whatsoever. This Report or any of its portion shall not be used as a documentary evidence or otherwise before any investigative agencies or forum of law. This Report is confidential and proprietary to MIPL. The Subscriber and/or any other person(s) may not reproduce, publish or disclose any of the contents of the Report to others without the express authorization of MIPL. This Report is prepared and issued to the Subscriber without any risk, responsibility or liability on the part of MIPL or its officials.

Details:	FIXED AND FLOATING CHARGES OVER THE UNDERTAKING AND ALL PROPERTY AND ASSETS PRESENT AND FUTURE INCLUDING GOODWILL BOOKDEBTS UNCALLED CAPITAL BUILDINGS FIXTURES FIXED PLANT AND MACHINERY		
Mortgage Type:	LEGAL CHARGE		
Date Charge Created:	20/07/84		
Date Charge Registered:	06/08/84		
Date Charge Satisfied:	06/08/84		
Status:	SATISFIED		
Person(s) Entitled:	LLOYDS BANK PLC		
Amount Secured:	ALL MONIES DUE OR TO BECOME DUE FROM THE COMPANY TO THE CHARGEES ON ANY ACCOUNT WHATSOEVER		
Details:	FACTORY PREMISES OFF CHATSWORTH TERRACE HARROWGATE N. YORKS		

CREDITOR DETAILS

	Total Number	Total Value
Trade Creditors	0	-
No Creditor Data		

TRADE DEBTORS / BAD DEBT DETAIL

	Total Number of Documented Trade	Total Value of Documented Trade	
Trade Debtors	1	£314	
Company Name		Amount	Statement Date
Stansted Fluid Power Limited		£314	04/09/2017

PREVIOUS DIRECTOR/COMPANY SECRETARIES

Name	Current Active Appointments	Previous Appointments	Dissolved Companies
Christine Joan Bailey	0	1	0
Michael Stanley Rayner	0	2	2
Michael Stanley Rayner	0	2	2
Keith Tate	0	1	1
Mark Conboy	1	2	0
Colin Arthur Smith	0	7	2
Colin Arthur Smith	0	7	2
Beryl Smith	1	2	0

DISCLAIMER : This Report is **PRIVATE & CONFIDENTIAL** and it is prepared at the request of and for its use by the Subscriber only. The Subscriber shall use the contents of the Report merely as an aid to its business. Mira Inform Private Limited ("MIPL") has collated information/data in the Report, which have not been verified unless otherwise specifically mentioned in the Report. The Subscriber shall independently verify the accuracy and correctness of the information/data before in any way acting upon the same. MIPL shall not be liable for any harm, injury, loss or damage caused to the Subscriber due to default by the Subscriber's debtors/beneficiaries in fulfilling their obligations of any nature whatsoever. This Report or any of its portion shall not be used as a documentary evidence or otherwise before any investigative agencies or forum of law. This Report is confidential and proprietary to MIPL. The Subscriber and/or any other person(s) may not reproduce, publish or disclose any of the contents of the Report to others without the express authorization of MIPL. This Report is prepared and issued to the Subscriber without any risk, responsibility or liability on the part of MIPL or its officials.

Nick Bortone	0	1	0
Christian Freeman	0	1	0
Joshua Paul Kimberling	0	1	0
Peter Stephen Smith	0	3	1

Total Persons With Significant Control	1	Total Statements	0
Active	1	Active	0
Ceased	0	Ceased	0

ACTIVE PERSONS WITH SIGNIFICANT CONTROL

Name	The Everett Smith Group Limited	Kind	Corporate Entity With Significant Control
Address	3 Greengate, Cardale Park, Harrogate, North Yorkshire	Notified On	06/04/2016
Post Code	HG3 1GY	Legal Form	Limited Company
Authority	Uk	Place Registered	England And Wales
Country Registered	Uk	Registration Number	4248939
Nature Of Control	Ownership Of Shares 75 To 100 Percent, Voting Rights 75 To 100 Percent		

CEASED PERSONS WITH SIGNIFICANT CONTROL

No Ceased Persons With Significant Control To Display

ACTIVE STATEMENTS

No Active Statements To Display

CEASED STATEMENTS

No Ceased Statements To Display	
Average Invoice Value	£251.45
Invoices available	95
Paid	94
Outstanding	1

DISCLAIMER : This Report is **PRIVATE & CONFIDENTIAL** and it is prepared at the request of and for its use by the Subscriber only. The Subscriber shall use the contents of the Report merely as an aid to its business. Mira Inform Private Limited ("MIPL") has collated information/data in the Report, which have not been verified unless otherwise specifically mentioned in the Report. The Subscriber shall independently verify the accuracy and correctness of the information/data before in any way acting upon the same. MIPL shall not be liable for any harm, injury, loss or damage caused to the Subscriber due to default by the Subscriber's debtors/beneficiaries in fulfilling their obligations of any nature whatsoever. This Report or any of its portion shall not be used as a documentary evidence or otherwise before any investigative agencies or forum of law. This Report is confidential and proprietary to MIPL. The Subscriber and/or any other person(s) may not reproduce, publish or disclose any of the contents of the Report to others without the express authorization of MIPL. This Report is prepared and issued to the Subscriber without any risk, responsibility or liability on the part of MIPL or its officials.

Trade Payment Data is information that we collect from selected third party partners who send us information about their whole sales ledger.

	Within Terms	0-30 Days	31-60 Days	61-90 Days	91+ Days
Paid	16	46	23	5	4
Outstanding	1	0	0	0	0

DISCLAIMER : This Report is **PRIVATE & CONFIDENTIAL** and it is prepared at the request of and for its use by the Subscriber only. The Subscriber shall use the contents of the Report merely as an aid to its business. Mira Inform Private Limited ("MIPL") has collated information/data in the Report, which have not been verified unless otherwise specifically mentioned in the Report. The Subscriber shall independently verify the accuracy and correctness of the information/data before in any way acting upon the same. MIPL shall not be liable for any harm, injury, loss or damage caused to the Subscriber due to default by the Subscriber's debtors/beneficiaries in fulfilling their obligations of any nature whatsoever. This Report or any of its portion shall not be used as a documentary evidence or otherwise before any investigative agencies or forum of law. This Report is confidential and proprietary to MIPL. The Subscriber and/or any other person(s) may not reproduce, publish or disclose any of the contents of the Report to others without the express authorization of MIPL. This Report is prepared and issued to the Subscriber without any risk, responsibility or liability on the part of MIPL or its officials.

FOREIGN EXCHANGE RATES

Currency	Unit	Indian Rupees
US Dollar	1	INR 71.74
UK Pound	1	INR 90.58
Euro	1	INR 81.46
GBP	1	INR 90.22

Note: Above are approximate rates obtained from sources believed to be correct

INFORMATION DETAILS

Analysis Done by :	VIVR
Report Prepared by :	NIT

DISCLAIMER : This Report is **PRIVATE & CONFIDENTIAL** and it is prepared at the request of and for its use by the Subscriber only. The Subscriber shall use the contents of the Report merely as an aid to its business. Mira Inform Private Limited ("MIPL") has collated information/data in the Report, which have not been verified unless otherwise specifically mentioned in the Report. The Subscriber shall independently verify the accuracy and correctness of the information/data before in any way acting upon the same. MIPL shall not be liable for any harm, injury, loss or damage caused to the Subscriber due to default by the Subscriber's debtors/beneficiaries in fulfilling their obligations of any nature whatsoever. This Report or any of its portion shall not be used as a documentary evidence or otherwise before any investigative agencies or forum of law. This Report is confidential and proprietary to MIPL. The Subscriber and/or any other person(s) may not reproduce, publish or disclose any of the contents of the Report to others without the express authorization of MIPL. This Report is prepared and issued to the Subscriber without any risk, responsibility or liability on the part of MIPL or its officials.

RATING EXPLANATIONS

Credit Rating	Explanation	Rating Comments
A++	Minimum Risk	Business dealings permissible with minimum risk of default
A+	Low Risk	Business dealings permissible with low risk of default
A	Acceptable Risk	Business dealings permissible with moderate risk of default
B	Medium Risk	Business dealings permissible on a regular monitoring basis
C	Medium High Risk	Business dealings permissible preferably on secured basis
D	High Risk	Business dealing not recommended or on secured terms only
NB	New Business	No recommendation can be done due to business in infancy stage
NT	No Trace	No recommendation can be done as the business is not traceable

NB is stated where there is insufficient information to facilitate rating. However, it is not to be considered as unfavourable.

This score serves as a reference to assess SC's credit risk and to set the amount of credit to be extended. It is calculated from a composite of weighted scores obtained from each of the major sections of this report. The assessed factors are as follows:

- Financial condition covering various ratios
- Company background and operations size
- Promoters / Management background
- Payment record
- Litigation against the subject
- Industry scenario / competitor analysis
- Supplier / Customer / Banker review (wherever available)