

## MIRA INFORM REPORT

Report No. :	544496
Report Date :	17.12.2018

### IDENTIFICATION DETAILS

Name :	PITAMBAR SOLVEX PRIVATE LIMITED
Registered Office :	S-103, Sumer Complex, C-Scheme, Gautam Marg, Jaipur – 302001, Rajasthan
Tel. No.:	91-141-2597963/ 4659014
Country :	India
Financials (as on) :	31.03.2017
Date of Incorporation :	20.09.2012
CIN No.: [Company Identification No.]	U15139RJ2012PTC040190
Capital Investment / Paid-up Capital :	INR 1.211 Million
IEC No.: [Import-Export Code No.]	1313013129
PAN No.: [Permanent Account No.]	AAGCP8229B
GSTN : [Goods & Service Tax Registration No.]	08AAGCP8229B1ZG
Legal Form :	Private Limited Liability Company
Line of Business :	Subject is engaged in the Manufacturing and Trading of Mustard Oil, Refined Oil, Cotton Seed Cake and Solvent Extraction. (Registered activity and also confirmed by management)
No. of Employees :	10 (Approximately)

### RATING & COMMENTS

(Mira Inform has adopted New Rating mechanism w.e.f. 23<sup>rd</sup> January 2017)

**DISCLAIMER** : This Report is **PRIVATE & CONFIDENTIAL** and it is prepared at the request of and for its use by the Subscriber only. The Subscriber shall use the contents of the Report merely as an aid to its business. Mira Inform Private Limited ("MIPL") has collated information/data in the Report, which have not been verified unless otherwise specifically mentioned in the Report. The Subscriber shall independently verify the accuracy and correctness of the information/data before in any way acting upon the same. MIPL shall not be liable for any harm, injury, loss or damage caused to the Subscriber due to default by the Subscriber's debtors/beneficiaries in fulfilling their obligations of any nature whatsoever. This Report or any of its portion shall not be used as a documentary evidence or otherwise before any investigative agencies or forum of law. This Report is confidential and proprietary to MIPL. The Subscriber and/or any other person(s) may not reproduce, publish or disclose any of the contents of the Report to others without the express authorization of MIPL. This Report is prepared and issued to the Subscriber without any risk, responsibility or liability on the part of MIPL or its officials.

<b>MIRA's Rating :</b>	A
------------------------	---

Credit Rating	Explanation	Rating Comments
A	Acceptable Risk	Business dealings permissible with moderate risk of default

<b>Status :</b>	Good
<b>Payment Behaviour :</b>	Regular
<b>Litigation :</b>	Clear
<b>Comments :</b>	<p>Subject was incorporated in the year 2012 and it is engaged as a manufacturer of refined oil and solvent extraction.</p> <p>For the financial year 2017, the company has increased its revenue as compared to its previous year but it has reported thin profit margin during the year.</p> <p>Rating takes into consideration, the healthy financial risk profile marked by adequate net worth base and strong debt protection metrics.</p> <p>Rating continues to derive strength from its established track record of its business operations backed by its well-experienced management team.</p> <p>Payment seems to be regular.</p> <p>In view of aforesaid, the company can be considered for business dealing at usual trade terms and conditions.</p>

**NOTES:**

Any query related to this report can be made on e-mail: [infodept@mirainform.com](mailto:infodept@mirainform.com) while quoting report number, name and date.

**ECGC Country Risk Classification List**

Country Name	Previous Rating (30.06.2018)	Current Rating (30.09.2018)
India	A1	A1

Risk Category	ECGC Classification
Insignificant	A1
Low Risk	A2
Moderately Low Risk	B1
Moderate Risk	B2
Moderately High Risk	C1

**DISCLAIMER :** This Report is **PRIVATE & CONFIDENTIAL** and it is prepared at the request of and for its use by the Subscriber only. The Subscriber shall use the contents of the Report merely as an aid to its business. Mira Inform Private Limited ("MIPL") has collated information/data in the Report, which have not been verified unless otherwise specifically mentioned in the Report. The Subscriber shall independently verify the accuracy and correctness of the information/data before in any way acting upon the same. MIPL shall not be liable for any harm, injury, loss or damage caused to the Subscriber due to default by the Subscriber's debtors/beneficiaries in fulfilling their obligations of any nature whatsoever. This Report or any of its portion shall not be used as a documentary evidence or otherwise before any investigative agencies or forum of law. This Report is confidential and proprietary to MIPL. The Subscriber and/or any other person(s) may not reproduce, publish or disclose any of the contents of the Report to others without the express authorization of MIPL. This Report is prepared and issued to the Subscriber without any risk, responsibility or liability on the part of MIPL or its officials.

High Risk	C2
Very High Risk	D

**EXTERNAL AGENCY RATING**

<b>Rating Agency Name</b>	Not Available
<b>Rating</b>	Not Available
<b>Rating Explanation</b>	Not Available
<b>Date</b>	Not Available

**RBI DEFAULTERS' LIST STATUS**

Subject's name is not enlisted as a defaulter in the publicly available RBI Defaulters' list.

**EPF (Employee Provident Fund) DEFAULTERS' LIST STATUS**

Subject's name is not enlisted as a defaulter in the publicly available EPF (Employee Provident Fund) Defaulters' list as of 31-03-2018.

**BIFR (Board for Industrial & Financial Reconstruction) LISTING STATUS**

Subject's name is not listed as a Sick Unit in the publicly available BIFR (Board for Industrial & Financial Reconstruction) list as of 17.12.2018

**IBBI (Insolvency and Bankruptcy Board of India) LISTING STATUS**

Subject's name is not listed in the publicly available IBBI (Insolvency and Bankruptcy Board of India) list as of report date.

**INFORMATION PARTED BY (GENERAL DETAILS)**

<b>Name :</b>	Mr. Piyush
<b>Designation :</b>	Accountant
<b>Contact No.:</b>	91-141-4659014
<b>Date :</b>	12.12.2018

**LOCATIONS**

<b>Registered Office :</b>	S-103, Sumer Complex, C-Scheme, Gautam Marg, Jaipur – 302001, Rajasthan, India
<b>Tel. No.:</b>	91-141-2597963/ 4659014
<b>Mobile No.:</b>	91-9414071735 (Mr. Rajesh) 91-9314098858 (Mr. Ashok)
<b>Fax No.:</b>	Not Available
<b>E-Mail :</b>	<a href="mailto:rajeshsharma128@gmail.com">rajeshsharma128@gmail.com</a>

**DISCLAIMER :** This Report is **PRIVATE & CONFIDENTIAL** and it is prepared at the request of and for its use by the Subscriber only. The Subscriber shall use the contents of the Report merely as an aid to its business. Mira Inform Private Limited ("MIPL") has collated information/data in the Report, which have not been verified unless otherwise specifically mentioned in the Report. The Subscriber shall independently verify the accuracy and correctness of the information/data before in any way acting upon the same. MIPL shall not be liable for any harm, injury, loss or damage caused to the Subscriber due to default by the Subscriber's debtors/beneficiaries in fulfilling their obligations of any nature whatsoever. This Report or any of its portion shall not be used as a documentary evidence or otherwise before any investigative agencies or forum of law. This Report is confidential and proprietary to MIPL. The Subscriber and/or any other person(s) may not reproduce, publish or disclose any of the contents of the Report to others without the express authorization of MIPL. This Report is prepared and issued to the Subscriber without any risk, responsibility or liability on the part of MIPL or its officials.

	<a href="mailto:pitambar solver@gmail.com">pitambar solver@gmail.com</a>
<b>Correspondence Address:</b>	F/133, 1st Floor, Panchsheel Marg, C-Scheme, Jaipur-302001, Rajasthan, India
<b>Factory :</b>	Dunga Ka Bas Chilpali Mod, Manoharpur, Dausa Nh-11-A, Patwar Area Behlo, Jamwaramgarh Jaipur-303109, Rajasthan, India

**DIRECTORS**

As on 31.03.2018

<b>Name :</b>	Mr. Ashok Kumar Malhotra		
<b>Designation :</b>	Director		
<b>Address :</b>	B-39, Jai Jawan Colony, 1st Tonk Road, Durgapura, Jaipur-302018, Rajasthan, India		
<b>Date of Birth/Age :</b>	23.12.1972		
<b>Date of Appointment :</b>	20.09.2012		
<b>Qualification :</b>	Graduate		
<b>PAN No.:</b>	AIHPM7088H		
<b>DIN No:</b>	00160480		
<b>Other Directorship:</b>			
<b>CIN/FCRN</b>	<b>Company Name</b>	<b>Begin Date</b>	<b>End Date</b>
U45201RJ2006PTC022610	JAI BABA TARKESHWAR COLONISERS AND DEVELOPERS PRIVATE LIMITED	08/06/2006	-
<b>LLPIN/FLLPIN</b>	<b>LLP Name</b>	<b>Begin Date</b>	<b>End Date</b>
AAG-4638	RUDRA INFRA ESTATE DEVELOPERS LLP	27/09/2016	-
<b>Name :</b>	Mr. Satyendra Pal Tiwari		
<b>Designation :</b>	Director		
<b>Address :</b>	21, Shakti Nagar, Behind Genpact Malviya Nagar, Jaipur-302017, Rajasthan, India		
<b>Date of Birth/Age :</b>	12.12.1955		
<b>Date of Appointment :</b>	20.09.2012		
<b>Qualification :</b>	Graduate		
<b>PAN No.:</b>	ADVPT3839L		
<b>DIN No:</b>	01589045		
<b>Other Directorship:</b>			
<b>CIN/FCRN</b>	<b>Company Name</b>	<b>Begin Date</b>	<b>End Date</b>

U29219DL2007PTC169219	BUOYANT ENGINEERING SERVICES PRIVATE LIMITED	10/10/2007	-
<b>Name :</b>	Mrs. Manju Sharma		
<b>Designation :</b>	Director		
<b>Address :</b>	24, Guru Jambheshwar Nagar-B, Gandhi Path, Vaishali Nagar, Jaipur-302021, Rajasthan, India		
<b>Date of Appointment :</b>	20.08.2018		
<b>PAN No.:</b>	AMXPS0132Q		
<b>DIN No:</b>	07611752		

**KEY EXECUTIVES**

<b>Name :</b>	Mr. Piyush
<b>Designation :</b>	Accountant

**MAJOR SHAREHOLDERS**

**As on 31.03.2017**

Names of Shareholders	No. of Shares
Ashok Kumar Malhotra	29315
Satyendra Pal Tiwari	17170
Rajesh Sharma	23412
Gaurav Saraswat	300
Manju Sharma	8552
Rajesh Sharma HUF	4719
Saumya Tiwari	1393
Sidharth Tiwari	950
Satyendra Pal Tiwari HUF	3959
Amit Jain	1000
Jai Baba Tarkeshwar Colonizers And Developers Private Limited, India	3860
Kunal Tiwari	10702
Manju Tiwari	5001
Ashok Kumar Malhotra HUF	6000
Ayush Sharma	2500
Shikha Dhamani	2217
<b>Total</b>	<b>121050</b>

**Equity Share Break up (Percentage of Total Equity)**

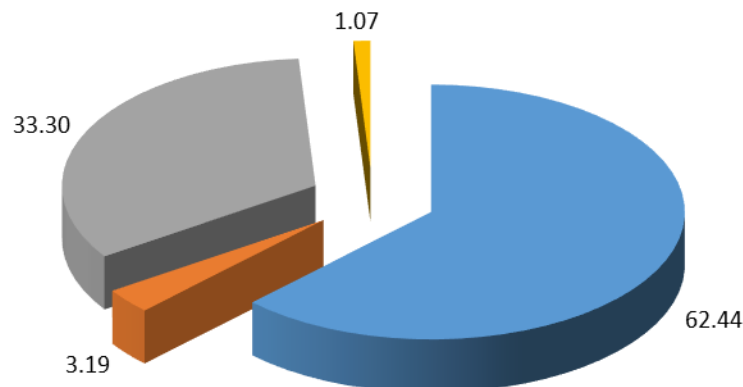
**As on: 30.09.2017**

**DISCLAIMER :** This Report is **PRIVATE & CONFIDENTIAL** and it is prepared at the request of and for its use by the Subscriber only. The Subscriber shall use the contents of the Report merely as an aid to its business. Mira Inform Private Limited ("MIPL") has collated information/data in the Report, which have not been verified unless otherwise specifically mentioned in the Report. The Subscriber shall independently verify the accuracy and correctness of the information/data before in any way acting upon the same. MIPL shall not be liable for any harm, injury, loss or damage caused to the Subscriber due to default by the Subscriber's debtors/beneficiaries in fulfilling their obligations of any nature whatsoever. This Report or any of its portion shall not be used as a documentary evidence or otherwise before any investigative agencies or forum of law. This Report is confidential and proprietary to MIPL. The Subscriber and/or any other person(s) may not reproduce, publish or disclose any of the contents of the Report to others without the express authorization of MIPL. This Report is prepared and issued to the Subscriber without any risk, responsibility or liability on the part of MIPL or its officials.

Category	Percentage
Promoters (Individual/Hindu Undivided Family – Indian)	62.44
Promoters (Body corporate)	3.19
Public/Other than promoters (Individual/Hindu Undivided Family – Indian)	33.30
Public/Other than promoters (Individual/Hindu Undivided Family – Non-resident Indian (NRI))	1.07
<b>Total</b>	<b>100.00</b>

### Share holding pattern

- Promoters (Individual/Hindu Undivided Family – Indian)
- Promoters (Body corporate)
- Public/Other than promoters (Individual/Hindu Undivided Family – Indian)
- Public/Other than promoters (Individual/Hindu Undivided Family – Non-resident Indian (NRI))



### BUSINESS DETAILS

<b>Line of Business :</b>	Subject is engaged in the Manufacturing and Trading of Mustard Oil, Refined Oil, Cotton Seed Cake and Solvent Extraction. (Registered activity and also confirmed by management)	
<b>Products / Services :</b>	<b>ITC Code No.</b>	<b>Products/Services Description</b>
	23069012	DOC CAKE
	15141920	OIL
<b>Brand Names :</b>	Not Available	
<b>Agencies Held :</b>	Not Available	

**DISCLAIMER :** This Report is **PRIVATE & CONFIDENTIAL** and it is prepared at the request of and for its use by the Subscriber only. The Subscriber shall use the contents of the Report merely as an aid to its business. Mira Inform Private Limited ("MIPL") has collated information/data in the Report, which have not been verified unless otherwise specifically mentioned in the Report. The Subscriber shall independently verify the accuracy and correctness of the information/data before in any way acting upon the same. MIPL shall not be liable for any harm, injury, loss or damage caused to the Subscriber due to default by the Subscriber's debtors/beneficiaries in fulfilling their obligations of any nature whatsoever. This Report or any of its portion shall not be used as a documentary evidence or otherwise before any investigative agencies or forum of law. This Report is confidential and proprietary to MIPL. The Subscriber and/or any other person(s) may not reproduce, publish or disclose any of the contents of the Report to others without the express authorization of MIPL. This Report is prepared and issued to the Subscriber without any risk, responsibility or liability on the part of MIPL or its officials.

<b>Exports :</b>	
<b>Products :</b>	Finished Goods
<b>Countries :</b>	<ul style="list-style-type: none"> <li>• Vietnam</li> <li>• Singapore</li> </ul>
<b>Imports :</b>	
<b>Products :</b>	Raw Material
<b>Countries :</b>	<ul style="list-style-type: none"> <li>• United Arab Emirates</li> <li>• Argentina</li> </ul>
<b>Terms :</b>	
<b>Selling :</b>	Cheque
<b>Purchasing :</b>	Cheque

**PRODUCTION STATUS – (NOT AVAILABLE)**

**GENERAL INFORMATION**

<b>Suppliers :</b>	<b>Reference :</b>	Not Divulged
	<b>Name of the Person :</b>	--
	<b>Contact No.:</b>	--
	<b>Since How Long Known :</b>	--
	<b>Maximum Limit Dealt :</b>	--
	<b>Experience :</b>	--
	<b>Remark:</b>	--
<b>Customers :</b>	Retailers and End Users	
	<b>Reference :</b>	Not Divulged
	<b>Name of the Person :</b>	--
	<b>Contact No.:</b>	--
	<b>Since How Long Known :</b>	--
	<b>Maximum Limit Dealt :</b>	--
	<b>Experience :</b>	--
	<b>Remark:</b>	--
<b>No. of Employees :</b>	10 (Approximately)	
<b>Bankers :</b>	<b>Banker Name :</b>	Punjab National Bank
	<b>Branch :</b>	International Banking Branch, Sarojini Marg, C-Scheme, Jaipur-302001, Rajasthan, India
	<b>Person Name (With Designation) :</b>	--
	<b>Contact Number :</b>	91-141-2361503
	<b>Name of Account Holder :</b>	--
	<b>Account Number :</b>	--

	<b>Account Since (Date/Year of Account Opening) :</b>	--	
	<b>Average Balance Maintained :</b>	--	
	<b>Credit Facilities Enjoyed (CC/OD/Term Loan) :</b>	--	
	<b>Account Operation :</b>	--	
	<b>Remark :</b>	Ringing	
<b>Facilities :</b>	<b>Secured Loan</b>	<b>31.03.2017 (INR in Million)</b>	<b>31.03.2016 (INR in Million)</b>
	<b>Long-term Borrowings</b>		
	Rupee term loans from banks	71.391	64.675
	<b>Short-term borrowings</b>		
	Working capital loans from banks	128.751	237.170
	<b>Total</b>	<b>200.142</b>	<b>301.845</b>
	<b>Note:</b> <b>Short-term borrowings</b>  Working capital limits from PNB is secured by hyp. Of stock, Book debts and Plant and machinery and equitable mortgage of Company` s properties being factory land and buildings at village Dunga Ka Bas, Behlod, The-Jamwaramgarh, Jaipur PNB limits is also secured by personal guarantee of directors		

<b>Auditors :</b>	
<b>Name :</b>	S.K. Sharma and Associates Chartered Accountants
<b>Address :</b>	S-103, Sumer Complex, Gautam Marg, C-Scheme, Jaipur, Rajasthan, India
<b>Income-tax PAN of auditor or auditor's firm :</b>	ACFFS5391H
<b>Membership No:</b>	419146
<b>Memberships :</b>	Not Available
<b>Collaborators :</b>	Not Available
<b>Associates/Subsidiaries :</b>	Not Available

**CAPITAL STRUCTURE**

AS ON: 31.03.2017

**Authorised Capital :**

No. of Shares	Type	Value	Amount
400000	Equity Shares	INR 10/- each	INR 4.000 Million

**Issued, Subscribed & Paid-up Capital :**

No. of Shares	Type	Value	Amount
121050	Equity Shares	INR 10/- each	INR 1.211 Million

**FINANCIAL DATA**  
*[all figures are in INR Million]*

**ABRIDGED BALANCE SHEET**

SOURCES OF FUNDS	31.03.2017	31.03.2016	31.03.2015
<b>I. EQUITY AND LIABILITIES</b>			
(1) Shareholders' Funds			
(a) Share Capital	1.211	1.188	1.188
(b) Reserves and Surplus	147.842	132.808	123.114
(c) Money received against share warrants	0.000	0.000	0.000
(2) Share Application money pending allotment	0.000	0.000	0.000
<b>Total Shareholders' Funds (1) + (2)</b>	<b>149.053</b>	<b>133.996</b>	<b>124.302</b>
(3) Non-Current Liabilities			
(a) long-term borrowings	91.574	78.079	80.521
(b) Deferred tax liabilities (Net)	0.668	0.283	0.136
(c) Other long-term liabilities	0.000	0.000	0.000
(d) long-term provisions	0.000	0.000	0.000
<b>Total Non-current Liabilities (3)</b>	<b>92.242</b>	<b>78.362</b>	<b>80.657</b>
(4) Current Liabilities			
(a) Short-term borrowings	128.751	237.170	100.709
(b) Trade payables	36.578	50.480	36.194
(c) Other current liabilities	18.050	19.743	17.401
(d) Short-term provisions	2.308	1.921	1.392
<b>Total Current Liabilities (4)</b>	<b>185.687</b>	<b>309.314</b>	<b>155.696</b>
<b>TOTAL</b>	<b>426.982</b>	<b>521.672</b>	<b>360.655</b>
<b>II. ASSETS</b>			
(1) Non-current assets			
(a) Fixed Assets			
(i) Tangible assets	194.564	151.202	156.929
(ii) Intangible Assets	0.000	0.000	0.000
(iii) Tangible assets capital work-in-progress	0.000	33.250	7.247
(iv) Intangible assets under development	0.000	0.000	0.000
(b) Non-current Investments	0.000	0.000	0.000
(c) Deferred tax assets (net)	0.000	0.000	0.000
(d) Long-term loans and advances	0.408	0.312	0.290
(e) Other Non-current assets	0.000	0.000	0.000
<b>Total Non-Current Assets</b>	<b>194.972</b>	<b>184.764</b>	<b>164.466</b>

**DISCLAIMER** : This Report is **PRIVATE & CONFIDENTIAL** and it is prepared at the request of and for its use by the Subscriber only. The Subscriber shall use the contents of the Report merely as an aid to its business. Mira Inform Private Limited ("MIPL") has collated information/data in the Report, which have not been verified unless otherwise specifically mentioned in the Report. The Subscriber shall independently verify the accuracy and correctness of the information/data before in any way acting upon the same. MIPL shall not be liable for any harm, injury, loss or damage caused to the Subscriber due to default by the Subscriber's debtors/beneficiaries in fulfilling their obligations of any nature whatsoever. This Report or any of its portion shall not be used as a documentary evidence or otherwise before any investigative agencies or forum of law. This Report is confidential and proprietary to MIPL. The Subscriber and/or any other person(s) may not reproduce, publish or disclose any of the contents of the Report to others without the express authorization of MIPL. This Report is prepared and issued to the Subscriber without any risk, responsibility or liability on the part of MIPL or its officials.

(2) Current assets			
(a) Current investments	0.000	0.000	0.000
(b) Inventories	195.173	87.692	124.181
(c) Trade receivables	18.163	128.089	42.278
(d) Cash and bank balances	11.684	26.777	8.196
(e) Short-term loans and advances	6.990	94.350	21.534
(f) Other current assets	0.000	0.000	0.000
<b>Total Current Assets</b>	<b>232.010</b>	<b>336.908</b>	<b>196.189</b>
<b>TOTAL</b>	<b>426.982</b>	<b>521.672</b>	<b>360.655</b>

**PROFIT & LOSS ACCOUNT**

	PARTICULARS	31.03.2017	31.03.2016	31.03.2015
	<b>SALES</b>			
	Total Revenue from operations	3680.822	2491.996	1272.730
	Other Income	0.532	0.373	0.038
	<b>TOTAL</b>	<b>3681.354</b>	<b>2492.369</b>	<b>1272.768</b>
<b>Less</b>	<b>EXPENSES</b>			
	Cost of Materials Consumed	3587.539	2323.803	1228.781
	Changes in inventories of finished goods, work-in-progress and Stock-in-Trade	(43.426)	15.989	(92.165)
	Employee benefit expense	14.197	19.550	16.784
	Other expenses	70.818	87.402	87.946
	<b>TOTAL</b>	<b>3629.128</b>	<b>2446.744</b>	<b>1241.346</b>
	<b>PROFIT/ (LOSS) BEFORE INTEREST, TAX, DEPRECIATION AND AMORTISATION</b>	<b>52.226</b>	<b>45.625</b>	<b>31.422</b>
<b>Less</b>	<b>FINANCIAL EXPENSES</b>	30.459	28.080	18.905
	<b>PROFIT / (LOSS) BEFORE TAX, DEPRECIATION AND AMORTISATION</b>	<b>21.767</b>	<b>17.545</b>	<b>12.517</b>
<b>Less/ Add</b>	<b>DEPRECIATION/ AMORTISATION</b>	8.617	7.530	4.974
	<b>PROFIT/ (LOSS) BEFORE TAX</b>	<b>13.150</b>	<b>10.015</b>	<b>7.543</b>
<b>Less</b>	<b>TAX</b>	0.616	0.344	0.136
	<b>PROFIT/ (LOSS) AFTER TAX</b>	<b>12.534</b>	<b>9.671</b>	<b>7.407</b>
	<b>EARNINGS IN FOREIGN CURRENCY</b>			
	F.O.B. Value of Exports	681.631	1082.712	976.162

**DISCLAIMER** : This Report is **PRIVATE & CONFIDENTIAL** and it is prepared at the request of and for its use by the Subscriber only. The Subscriber shall use the contents of the Report merely as an aid to its business. Mira Inform Private Limited ("MIPL") has collated information/data in the Report, which have not been verified unless otherwise specifically mentioned in the Report. The Subscriber shall independently verify the accuracy and correctness of the information/data before in any way acting upon the same. MIPL shall not be liable for any harm, injury, loss or damage caused to the Subscriber due to default by the Subscriber's debtors/beneficiaries in fulfilling their obligations of any nature whatsoever. This Report or any of its portion shall not be used as a documentary evidence or otherwise before any investigative agencies or forum of law. This Report is confidential and proprietary to MIPL. The Subscriber and/or any other person(s) may not reproduce, publish or disclose any of the contents of the Report to others without the express authorization of MIPL. This Report is prepared and issued to the Subscriber without any risk, responsibility or liability on the part of MIPL or its officials.

	<b>TOTAL EARNINGS</b>	<b>681.631</b>	<b>1082.712</b>	<b>976.162</b>
	<b>Earnings / (Loss) Per Share (INR)</b>	<b>103.54</b>	<b>81.38</b>	<b>62.33</b>

**CURRENT MATURITIES OF LONG TERM DEBT DETAILS**

Particulars	31.03.2017	31.03.2016	31.03.2015
Current Maturities of Long term debt	16.152	16.152	16.152
Net cash flows from (used in) operations	18.426	76.792	32.127
Net cash flows from (used in) operating activities	(12.263)	48.517	13.222

**KEY RATIOS**

**EFFICIENCY RATIOS**

PARTICULARS	31.03.2017	31.03.2016	31.03.2015
Average Collection Days [Sundry Debtors / Income * 365]	1.80	18.76	12.12
Account Receivables Turnover [Income / Sunday Debtors]	202.65	19.46	30.10
Average Payment Days [Sundry Creditors / Purchases * 365]	3.72	7.93	10.75
Inventory Turnover [Operating Income / Inventories]	0.27	0.52	0.25
Asset Turnover [Operating Income / Net Fixed Assets]	0.27	0.25	0.19

**LEVERAGE RATIOS**

PARTICULARS	31.03.2017	31.03.2016	31.03.2015
Debt Ratio [(Borrowing + Current Liabilities) / Total Assets]	0.69	0.77	0.70
Debt Equity Ratio (Borrowings / NetWorth)	1.59	2.47	1.59

**DISCLAIMER** : This Report is **PRIVATE & CONFIDENTIAL** and it is prepared at the request of and for its use by the Subscriber only. The Subscriber shall use the contents of the Report merely as an aid to its business. Mira Inform Private Limited ("MIPL") has collated information/data in the Report, which have not been verified unless otherwise specifically mentioned in the Report. The Subscriber shall independently verify the accuracy and correctness of the information/data before in any way acting upon the same. MIPL shall not be liable for any harm, injury, loss or damage caused to the Subscriber due to default by the Subscriber's debtors/beneficiaries in fulfilling their obligations of any nature whatsoever. This Report or any of its portion shall not be used as a documentary evidence or otherwise before any investigative agencies or forum of law. This Report is confidential and proprietary to MIPL. The Subscriber and/or any other person(s) may not reproduce, publish or disclose any of the contents of the Report to others without the express authorization of MIPL. This Report is prepared and issued to the Subscriber without any risk, responsibility or liability on the part of MIPL or its officials.

Current Liabilities to Networth (Current Liabilities / NetWorth)		1.25	2.31	1.25
Fixed Assets to NetWorth (Net Fixed Assets / NetWorth)		1.31	1.38	1.32
Interest Coverage Ratio [PBIT / Financial Charges]		1.71	1.62	1.66

**PROFITABILITY RATIOS**

PARTICULARS		31.03.2017	31.03.2016	31.03.2015
Net Profit Margin [(PAT / Sales) * 100]	(%)	0.34	0.39	0.58
Return on Total Assets [(PAT / Total Assets) * 100]	(%)	2.94	1.85	2.05
Return on Investment (ROI) [(PAT / NetWorth) * 100]	(%)	8.41	7.22	5.96

**SOLVENCY RATIO**

PARTICULARS		31.03.2017	31.03.2016	31.03.2015
Current Ratio [Current Assets / Current Liabilities]		1.25	1.09	1.26
Quick Ratio [(Current Assets - Inventories) / Current Liabilities]		0.20	0.81	0.46
G-Score Ratio Financial [NetWorth / Total Assets]		0.35	0.26	0.34
G-Score Ratio Debt [Debts / Equity Capital]		195.27	278.96	166.15
G-Score Ratio Liquidity [Total Current Assets / Total Current Liabilities]		1.25	1.09	1.26

Total Liability = Short-term Debt + Long-term Debt + Current Maturities of Long-term debts

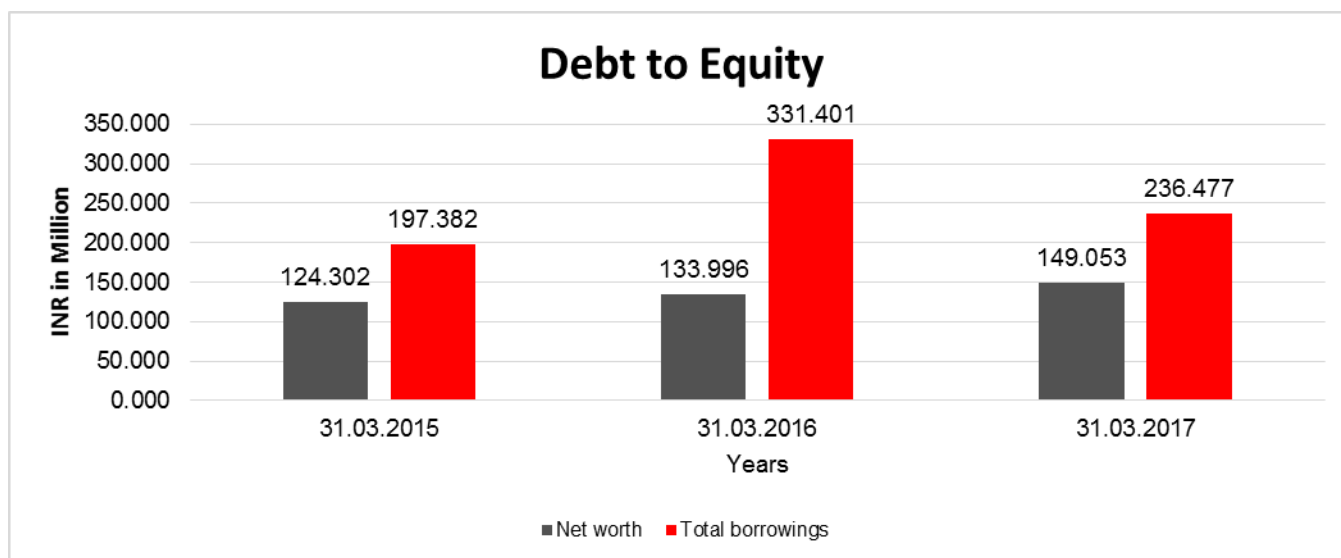
**FINANCIAL ANALYSIS**  
*[all figures are in INR Million]*

**DEBT EQUITY RATIO**

Particular	31.03.2015 (INR In Million)	31.03.2016 (INR In Million)	31.03.2017 (INR In Million)
Share Capital	1.188	1.188	1.211
Reserves & Surplus	123.114	132.808	147.842
<b>Net worth</b>	<b>124.302</b>	<b>133.996</b>	<b>149.053</b>

**DISCLAIMER** : This Report is **PRIVATE & CONFIDENTIAL** and it is prepared at the request of and for its use by the Subscriber only. The Subscriber shall use the contents of the Report merely as an aid to its business. Mira Inform Private Limited ("MIPL") has collated information/data in the Report, which have not been verified unless otherwise specifically mentioned in the Report. The Subscriber shall independently verify the accuracy and correctness of the information/data before in any way acting upon the same. MIPL shall not be liable for any harm, injury, loss or damage caused to the Subscriber due to default by the Subscriber's debtors/beneficiaries in fulfilling their obligations of any nature whatsoever. This Report or any of its portion shall not be used as a documentary evidence or otherwise before any investigative agencies or forum of law. This Report is confidential and proprietary to MIPL. The Subscriber and/or any other person(s) may not reproduce, publish or disclose any of the contents of the Report to others without the express authorization of MIPL. This Report is prepared and issued to the Subscriber without any risk, responsibility or liability on the part of MIPL or its officials.

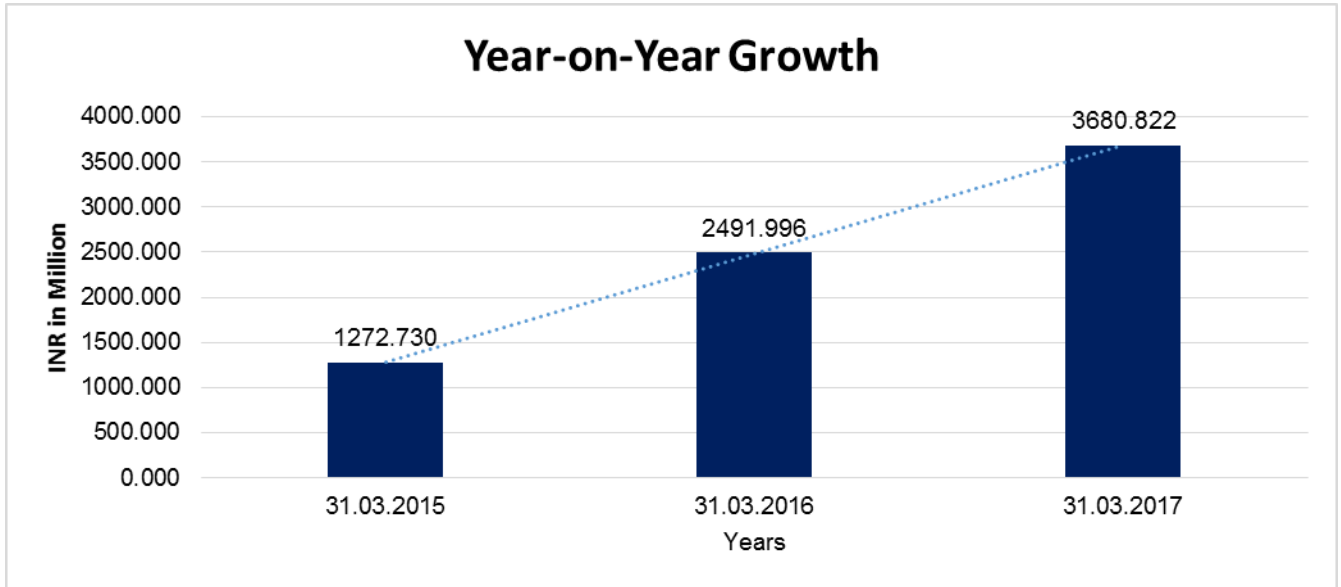
Long-term borrowings	80.521	78.079	91.574
Short term borrowings	100.709	237.170	128.751
Current maturities of long-term debts	16.152	16.152	16.152
<b>Total borrowings</b>	<b>197.382</b>	<b>331.401</b>	<b>236.477</b>
<b>Debt/Equity ratio</b>	<b>1.588</b>	<b>2.473</b>	<b>1.587</b>



**YEAR-ON-YEAR GROWTH**

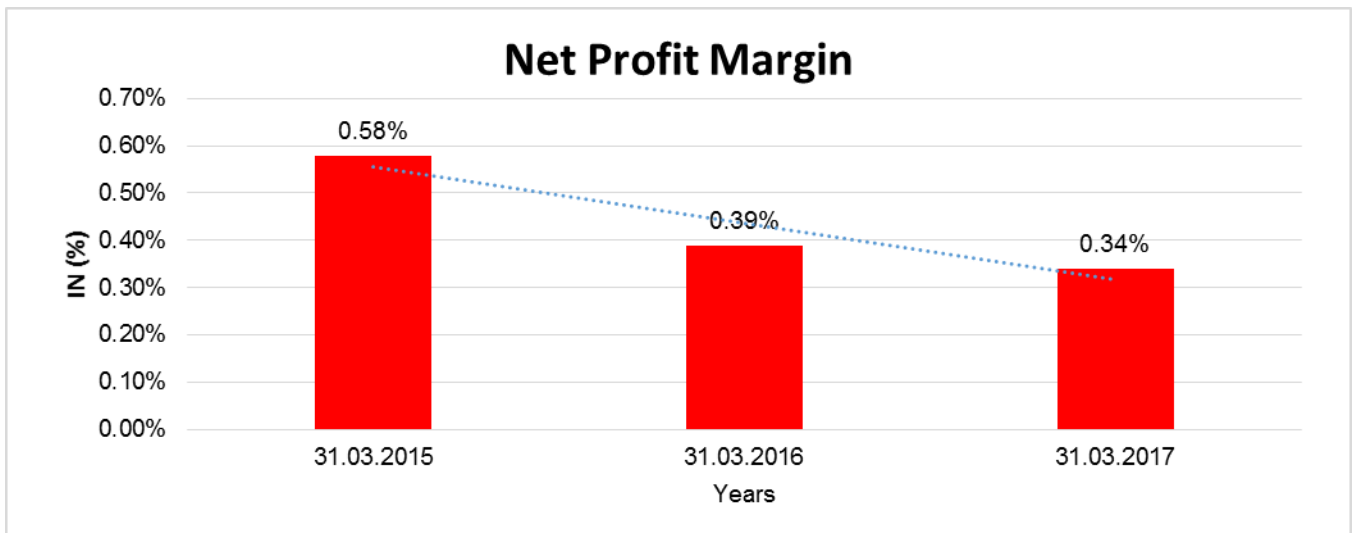
Year on Year Growth	31.03.2015 (INR In Million)	31.03.2016 (INR In Million)	31.03.2017 (INR In Million)
Sales	1272.730	2491.996	3680.822
		<b>95.799</b>	<b>47.706</b>

**DISCLAIMER** : This Report is **PRIVATE & CONFIDENTIAL** and it is prepared at the request of and for its use by the Subscriber only. The Subscriber shall use the contents of the Report merely as an aid to its business. Mira Inform Private Limited ("MIPL") has collated information/data in the Report, which have not been verified unless otherwise specifically mentioned in the Report. The Subscriber shall independently verify the accuracy and correctness of the information/data before in any way acting upon the same. MIPL shall not be liable for any harm, injury, loss or damage caused to the Subscriber due to default by the Subscriber's debtors/beneficiaries in fulfilling their obligations of any nature whatsoever. This Report or any of its portion shall not be used as a documentary evidence or otherwise before any investigative agencies or forum of law. This Report is confidential and proprietary to MIPL. The Subscriber and/or any other person(s) may not reproduce, publish or disclose any of the contents of the Report to others without the express authorization of MIPL. This Report is prepared and issued to the Subscriber without any risk, responsibility or liability on the part of MIPL or its officials.



**NET PROFIT MARGIN**

Net Profit Margin	31.03.2015	31.03.2016	31.03.2017
	(INR In Million)	(INR In Million)	(INR In Million)
Sales	1272.730	2491.996	3680.822
Profit/ (Loss)	7.407	9.671	12.534
	<b>0.58 %</b>	<b>0.39 %</b>	<b>0.34 %</b>



**DISCLAIMER** : This Report is **PRIVATE & CONFIDENTIAL** and it is prepared at the request of and for its use by the Subscriber only. The Subscriber shall use the contents of the Report merely as an aid to its business. Mira Inform Private Limited ("MIPL") has collated information/data in the Report, which have not been verified unless otherwise specifically mentioned in the Report. The Subscriber shall independently verify the accuracy and correctness of the information/data before in any way acting upon the same. MIPL shall not be liable for any harm, injury, loss or damage caused to the Subscriber due to default by the Subscriber's debtors/beneficiaries in fulfilling their obligations of any nature whatsoever. This Report or any of its portion shall not be used as a documentary evidence or otherwise before any investigative agencies or forum of law. This Report is confidential and proprietary to MIPL. The Subscriber and/or any other person(s) may not reproduce, publish or disclose any of the contents of the Report to others without the express authorization of MIPL. This Report is prepared and issued to the Subscriber without any risk, responsibility or liability on the part of MIPL or its officials.

**LOCAL AGENCY FURTHER INFORMATION**

Sr. No.	Check list by info agents	Available in Report (Yes/No)
1	Year of establishment	Yes
2	Constitution of the entity -Incorporation details	Yes
3	Locality of the entity	Yes
4	Premises details	No
5	Buyer visit details	--
6	Contact numbers	Yes
7	Name of the person contacted	Yes
8	Designation of contact person	Yes
9	Promoter's background	Yes
10	Date of Birth of Proprietor / Partners / Directors	Yes
11	Pan Card No. of Proprietor / Partners	Yes
12	Voter Id Card No. of Proprietor / Partners	No
13	Type of business	Yes
14	Line of Business	Yes
15	Export/import details (if applicable)	Yes
16	No. of employees	Yes
17	Details of sister concerns	No
18	Major suppliers	No
19	Major customers	No
20	Banking Details	Yes
21	Banking facility details	Yes
22	Conduct of the banking account	--
23	Financials, if provided	Yes
24	Capital in the business	Yes
25	Last accounts filed at ROC, if applicable	Yes
26	Turnover of firm for last three years	Yes
27	Reasons for variation <> 20%	--
28	Estimation for coming financial year	No
29	Profitability for last three years	Yes
30	Major shareholders, if available	Yes
31	External Agency Rating, if available	No
32	Litigations that the firm/promoter involved in	--
33	Market information	--
34	Payments terms	Yes
35	Negative Reporting by Auditors in the Annual Report	No

**STATE OF COMPANY'S AFFAIRS AND FUTURE OUTLOOK**

Company is engaged in the manufacturing and trading of mustard oil, Cotton seed cake and during the year company has increased revenue from operations to INR 3680.822 million in the current year as compared to INR 2491.996 million in the previous year. The company has generated profit after tax of INR 12.534 Million as compared to INR 9.671 Million in the previous year. Looking to the profits Company has performed very well. The directors pleased to inform that company is also in process of setting up the refinery unit at the existing premises.

**UNSECURED LOAN**

PARTICULARS	31.03.2017 (INR in Million)	31.03.2016 (INR in Million)
<b>Long-term Borrowings</b>		
Rupee term loans from others	20.183	13.404
<b>Total</b>	<b>20.183</b>	<b>13.404</b>

**INDEX OF CHARGES**

SN o	SRN	Charge Id	Charge Holder Name	Date of Creation	Date of Modifica tion	Date of Satisfa ction	Amount	Address
1	G016210 28	100020 320	Punjab national bank	23/03/201 6	-	-	30000000.0	Internation al Banking Branch, Sarojini Marg, C- Scheme, Jaipur- 302001, Rajasthan, India
2	G763533 74	104886 49	Punjab National Bank	14/03/201 4	30/12/20 17	-	344300000.0	Internation al Banking Branch, Sarojini Marg, C- Scheme, Jaipur- 302001, Rajasthan, India

**FIXED ASSETS**

**Tangible Assets**

- Land
- Building
- Furniture and Fixture

**DISCLAIMER** : This Report is **PRIVATE & CONFIDENTIAL** and it is prepared at the request of and for its use by the Subscriber only. The Subscriber shall use the contents of the Report merely as an aid to its business. Mira Inform Private Limited ("MIPL") has collated information/data in the Report, which have not been verified unless otherwise specifically mentioned in the Report. The Subscriber shall independently verify the accuracy and correctness of the information/data before in any way acting upon the same. MIPL shall not be liable for any harm, injury, loss or damage caused to the Subscriber due to default by the Subscriber's debtors/beneficiaries in fulfilling their obligations of any nature whatsoever. This Report or any of its portion shall not be used as a documentary evidence or otherwise before any investigative agencies or forum of law. This Report is confidential and proprietary to MIPL. The Subscriber and/or any other person(s) may not reproduce, publish or disclose any of the contents of the Report to others without the express authorization of MIPL. This Report is prepared and issued to the Subscriber without any risk, responsibility or liability on the part of MIPL or its officials.

- Computer
- Plant and Machinery
- Vehicle
- Office Equipment
- Computer Accessories

**Intangible Assets**

- Computer Software
- Goodwill

**CMT REPORT (Corruption, Money Laundering & Terrorism)**

The Public Notice information has been collected from various sources including but not limited to: **The Courts, India Prisons Service, Interpol, etc.**

**1] INFORMATION ON DESIGNATED PARTY**

No exist designating subject or any of its beneficial owners, controlling shareholders or senior officers as terrorist or terrorist organization or whom notice had been received that all financial transactions involving their assets have been blocked or convicted, found guilty or against whom a judgement or order had been entered in a proceedings for violating money-laundering, anti-corruption or bribery or international economic or anti-terrorism sanction laws or whose assets were seized, blocked, frozen or ordered forfeited for violation of money laundering or international anti-terrorism laws.

**2] Court Declaration :**

No records exist to suggest that subject is or was the subject of any formal or informal allegations, prosecutions or other official proceeding for making any prohibited payments or other improper payments to government officials for engaging in prohibited transactions or with designated parties.

**3] Asset Declaration :**

No records exist to suggest that the property or assets of the subject are derived from criminal conduct or a prohibited transaction.

**4] Record on Financial Crime :**

Charges or conviction registered against subject: **None**

**5] Records on Violation of Anti-Corruption Laws :**

Charges or investigation registered against subject: **None**

**6] Records on Int'l Anti-Money Laundering Laws/Standards :**

Charges or investigation registered against subject: **None**

**7] Criminal Records**

No available information exist that suggest that subject or any of its principals have been formally charged or convicted by a competent governmental authority for any financial crime or under any formal investigation by a competent government authority for any violation of anti-corruption laws or international anti-money laundering laws or standard.

**8] Affiliation with Government :**

No record exists to suggest that any director or indirect owners, controlling shareholders, director, officer or employee of the company is a government official or a family member or close business associate of a Government official.

**9] Compensation Package :**

Our market survey revealed that the amount of compensation sought by the subject is fair and reasonable and comparable to compensation paid to others for similar services.

**10] Press Report :**

No press reports / filings exists on the subject.

**CORPORATE GOVERNANCE**

MIRA INFORM as part of its Due Diligence do provide comments on Corporate Governance to identify management and governance. These factors often have been predictive and in some cases have created vulnerabilities to credit deterioration.

Our Governance Assessment focuses principally on the interactions between a company's management, its Board of Directors, Shareholders and other financial stakeholders.

**CONTRAVENTION**

Subject is not known to have contravened any existing local laws, regulations or policies that prohibit, restrict or otherwise affect the terms and conditions that could be included in the agreement with the subject.

**FOREIGN EXCHANGE RATES**

Currency	Unit	INR
US Dollar	1	INR 71.74
UK Pound	1	INR 90.58
Euro	1	INR 81.46

**INFORMATION DETAILS**

<b>Information Gathered by :</b>	GYT
<b>Analysis Done by :</b>	VVKR
<b>Report Prepared by :</b>	MTN

**SCORE FACTORS**

DEMERIT POINTS		
--BANK CHARGES	YES/NO	YES
--LITIGATION	YES/NO	NO
--OTHER ADVERSE INFORMATION	YES/NO	NO
MERIT POINTS		
--SOLE DISTRIBUTORSHIP	YES/NO	NO
--EXPORT ACTIVITIES	YES/NO	YES
--AFFILIATION	YES/NO	NO
--LISTED	YES/NO	NO
--OTHER MERIT FACTORS	YES/NO	YES

**RATING EXPLANATIONS**

Credit Rating	Explanation	Rating Comments
A++	Minimum Risk	Business dealings permissible with minimum risk of default
A+	Low Risk	Business dealings permissible with low risk of default
A	Acceptable Risk	Business dealings permissible with moderate risk of default
B	Medium Risk	Business dealings permissible on a regular monitoring basis
C	Medium High Risk	Business dealings permissible preferably on secured basis
D	High Risk	Business dealing not recommended or on secured terms only
NB	New Business	No recommendation can be done due to business in infancy stage
NT	No Trace	No recommendation can be done as the business is not traceable

NB is stated where there is insufficient information to facilitate rating. However, it is not to be considered as unfavourable.

This score serves as a reference to assess SC's credit risk and to set the amount of credit to be extended. It is calculated from a composite of weighted scores obtained from each of the major sections of this report. The assessed factors are as follows:

- Financial condition covering various ratios
- Company background and operations size
- Promoters / Management background
- Payment record
- Litigation against the subject
- Industry scenario / competitor analysis
- Supplier / Customer / Banker review (wherever available)