

## MIRA INFORM REPORT

<b>Report No. :</b>	546156
<b>Report Date :</b>	19.12.2018

### IDENTIFICATION DETAILS

<b>Name :</b>	BONHILL GROUP PLC
<b>Formerly Known As :</b>	<ul style="list-style-type: none"> <li>• VITESSE MEDIA PLC</li> <li>• E-VITESSE PLC</li> <li>• PRESS VITESSE PLC</li> <li>• BREMONHILL PLC</li> <li>• TUDOR MYLES &amp; COMPANY PLC</li> </ul>
<b>Registered Office :</b>	14 Bonhill Street London EC2A 4BX
<b>Country :</b>	United Kingdom
<b>Financials (as on) :</b>	31.03.2018
<b>Date of Incorporation :</b>	03.05.1991
<b>Com. Reg. No.:</b>	02607995
<b>Legal Form :</b>	Public limited with Share Capital
<b>Line of Business :</b>	Other business support service activities n.e.c.
<b>No. of Employees :</b>	28

### RATING & COMMENTS

(Mira Inform has adopted New Rating mechanism w.e.f. 23<sup>rd</sup> January 2017)

<b>MIRA's Rating :</b>	A
------------------------	---

Credit Rating	Explanation	Rating Comments
A	Acceptable Risk	Business dealings permissible with moderate risk of default

<b>Status :</b>	Good
<b>Payment Behaviour :</b>	Regular

**DISCLAIMER :** This Report is **PRIVATE & CONFIDENTIAL** and it is prepared at the request of and for its use by the Subscriber only. The Subscriber shall use the contents of the Report merely as an aid to its business. Mira Inform Private Limited ("MIPL") has collated information/data in the Report, which have not been verified unless otherwise specifically mentioned in the Report. The Subscriber shall independently verify the accuracy and correctness of the information/data before in any way acting upon the same. MIPL shall not be liable for any harm, injury, loss or damage caused to the Subscriber due to default by the Subscriber's debtors/beneficiaries in fulfilling their obligations of any nature whatsoever. This Report or any of its portion shall not be used as a documentary evidence or otherwise before any investigative agencies or forum of law. This Report is confidential and proprietary to MIPL. The Subscriber and/or any other person(s) may not reproduce, publish or disclose any of the contents of the Report to others without the express authorization of MIPL. This Report is prepared and issued to the Subscriber without any risk, responsibility or liability on the part of MIPL or its officials.

<b>Litigation :</b>	Clear
---------------------	-------

**NOTES :**

Any query related to this report can be made on e-mail : [infodept@mirainform.com](mailto:infodept@mirainform.com) while quoting report number, name and date.

**ECGC Country Risk Classification List**

<b>Country Name</b>	<b>Previous Rating (30.06.2018)</b>	<b>Current Rating (30.09.2018)</b>
United Kingdom	A1	A1

<b>Risk Category</b>	<b>ECGC Classification</b>
Insignificant	A1
Low Risk	A2
Moderately Low Risk	B1
Moderate Risk	B2
Moderately High Risk	C1
High Risk	C2
Very High Risk	D

**UNITED KINGDOM - ECONOMIC OVERVIEW**

The UK, a leading trading power and financial center, is the third largest economy in Europe after Germany and France. Agriculture is intensive, highly mechanized, and efficient by European standards, producing about 60% of food needs with less than 2% of the labor force. The UK has large coal, natural gas, and oil resources, but its oil and natural gas reserves are declining; the UK has been a net importer of energy since 2005. Services, particularly banking, insurance, and business services, are key drivers of British GDP growth. Manufacturing, meanwhile, has declined in importance but still accounts for about 10% of economic output.

In 2008, the global financial crisis hit the economy particularly hard, due to the importance of its financial sector. Falling home prices, high consumer debt, and the global economic slowdown compounded the UK's economic problems, pushing the economy into recession in the latter half of 2008 and prompting the then BROWN (Labour) government to implement a number of measures to stimulate the economy and stabilize the financial markets. Facing burgeoning public deficits and debt levels, in 2010 the then CAMERON-led coalition government (between Conservatives and Liberal Democrats) initiated an austerity program, which has continued under the Conservative government. However, the deficit still remains one of the highest in the G7, standing at 3.6% of GDP as of 2017, and the UK has pledged to lower its corporation tax from 20% to 17% by 2020. The UK had a debt burden of 90.4% GDP at the end of 2017.

The UK economy has begun to slow since the referendum vote to leave the EU in June 2016. A sustained depreciation of the British pound has increased consumer and producer prices, weighing on consumer spending without spurring a meaningful increase in exports. The UK has an extensive trade relationship with other EU members through its single market membership, and economic observers have warned the exit will jeopardize its position as the central location for European financial services. Prime Minister MAY is seeking a new "deep and special" trade relationship with the EU following the UK's exit. However, economists doubt that the UK will be able to preserve the benefits of EU membership without the obligations. The UK is expected to officially leave the EU by the end of March 2019.

Source : CIA

## **COMPANY NAME AND ADDRESS**

**BONHILL GROUP PLC**  
14 BONHILL STREET LONDON EC2A 4BX

## **COMPANY NO**

02607995

## **COMPANY STATUS**

Active - Accounts Filed

## **COMPANY SUMMARY**

Registered Address	14 BONHILL STREET LONDON EC2A 4BX
Trading Address	Octavia House Lane 50 Banner Street London EC1Y 8ST
Website Address	<a href="http://www.vitessemedia.co.uk">http://www.vitessemedia.co.uk</a>
Telephone Number	-
Fax Number	02077350159
TPS	-
FPS	Yes
Incorporation Date	03/05/1991
Previous Name	VITESSE MEDIA PLC
Type	Public limited with Share Capital
FTSE Index	-
Date of Change	16/08/2018
Filing Date of Accounts	24/09/2018
Currency	
Share Capital	-
SIC07	82990
Charity Number	-
SIC07 Description	OTHER BUSINESS SUPPORT SERVICE ACTIVITIES N.E.C.
Principal Activity	A group engaged in print publishing and events company specialising in growing businesses.

**DISCLAIMER** : This Report is **PRIVATE & CONFIDENTIAL** and it is prepared at the request of and for its use by the Subscriber only. The Subscriber shall use the contents of the Report merely as an aid to its business. Mira Inform Private Limited ("MIPL") has collated information/data in the Report, which have not been verified unless otherwise specifically mentioned in the Report. The Subscriber shall independently verify the accuracy and correctness of the information/data before in any way acting upon the same. MIPL shall not be liable for any harm, injury, loss or damage caused to the Subscriber due to default by the Subscriber's debtors/beneficiaries in fulfilling their obligations of any nature whatsoever. This Report or any of its portion shall not be used as a documentary evidence or otherwise before any investigative agencies or forum of law. This Report is confidential and proprietary to MIPL. The Subscriber and/or any other person(s) may not reproduce, publish or disclose any of the contents of the Report to others without the express authorization of MIPL. This Report is prepared and issued to the Subscriber without any risk, responsibility or liability on the part of MIPL or its officials.

## **ADDITIONAL INFORMATION**

CCJ's	0 (£0)
No CCJ Information To Display	
Ultimate Holding Company	BONHILL GROUP PLC
Accountant	-
Mortgages	6
Trade Debtors	-
Group	4 companies
Linkages	0 companies
Countries	In 0 countries

## **KEY FINANCIALS**

Year to Date	Turnover	Pre Tax Profit	Shareholder's Funds	Employees
31/03/2018	£2,605,949	-£970,825	£1,962,602	28
31/03/2017	£2,671,093	-£284,461	£912,264	24
31/01/2016	£2,130,235	-£204,046	£1,424,129	26

## **MORTGAGE SUMMARY**

Total Mortgage	6
Outstanding	4
Satisfied	2

## **TRADE DEBTORS / BAD DEBT SUMMARY**

Total Number of Documented Trade	2
Total Value of Documented Trade	£666

## **COMMENTARY**

The latest Balance Sheet indicates a very positive net working capital position.
The latest cash balances represent a positive level in terms of the overall outstanding creditor obligations.
There has been an increase in shareholders funds compared with the previous balance sheet.
This company trades in an industry with a moderate level of corporate failures.

## CCJ

Total Number of Exact CCJs -	0	Total Value of Exact CCJs -	
Total Number of Possible CCJs -	0	Total Value of Possible CCJs -	
Total Number of Satisfied CCJs -	0	Total Value of Satisfied CCJs -	
Total Number of Writs -	-		

Total Current Directors	6	Total Current Secretaries	2
Total Previous Directors / Company Secretaries	21	Total Person's With Significant Control	0

## CURRENT DIRECTORS

Title	Ms	Function	Director
Name	Nicola Jane Dowdall	Nationality	British
Date of Birth	11/1965	Present Appointments	3
Latest Address	14 Bonhill Street, London	Appointment Date	10/07/2007
Post Code	EC2A 4BX		
Title	Mr	Function	Director
Name	Fraser James Gray	Nationality	British
Date of Birth	07/1964	Present Appointments	8
Latest Address	14 Bonhill Street, London	Appointment Date	06/12/2017
Post Code	EC2A 4BX		

Title	Mr	Function	Director
Name	David Anthony Brown	Nationality	British
Date of Birth	02/1972	Present Appointments	4
Latest Address	14 Bonhill Street, London	Appointment Date	29/05/2018
Post Code	EC2A 4BX		
Title	Ms	Function	Director
Name	Anne Elizabeth Donoghue	Nationality	British
Date of Birth	08/1962	Present Appointments	1
Latest Address	14 Bonhill Street, London	Appointment Date	15/11/2017
Post Code	EC2A 4BX		

Title	Mr	Function	Director
Name	Simon Leslie Stilwell	Nationality	British
Date of Birth	12/1968	Present Appointments	3
Latest Address	14 Bonhill Street, London	Appointment Date	11/08/2017
Post Code	EC2A 4BX		
Title		Function	Director
Name	Nilesh Sachdev	Nationality	British
Date of Birth	11/1958	Present Appointments	1
Latest Address	14 Bonhill Street, London	Appointment Date	06/12/2017

**DISCLAIMER** : This Report is **PRIVATE & CONFIDENTIAL** and it is prepared at the request of and for its use by the Subscriber only. The Subscriber shall use the contents of the Report merely as an aid to its business. Mira Inform Private Limited ("MIPL") has collated information/data in the Report, which have not been verified unless otherwise specifically mentioned in the Report. The Subscriber shall independently verify the accuracy and correctness of the information/data before in any way acting upon the same. MIPL shall not be liable for any harm, injury, loss or damage caused to the Subscriber due to default by the Subscriber's debtors/beneficiaries in fulfilling their obligations of any nature whatsoever. This Report or any of its portion shall not be used as a documentary evidence or otherwise before any investigative agencies or forum of law. This Report is confidential and proprietary to MIPL. The Subscriber and/or any other person(s) may not reproduce, publish or disclose any of the contents of the Report to others without the express authorization of MIPL. This Report is prepared and issued to the Subscriber without any risk, responsibility or liability on the part of MIPL or its officials.

Post Code	EC2A 4BX
-----------	----------







## **CURRENT COMPANY SECRETARY**

Title	Ms	Function	Company Secretary
Name	Louise Emily Park	Nationality	
Date of Birth	-	Present Appointments	1
Latest Address	14 Bonhill Street, London	Appointment Date	20/06/2018
Post Code	EC2A 4BX		
Title		Function	Company Secretary
Name	MAWLAW SECRETARIES LIMITED	Nationality	British
Date of Birth	-	Present Appointments	5
Latest Address	20 Black Friars Lane, London	Appointment Date	03/05/1991
Post Code	EC4V 6EB		










## **TOP SHAREHOLDERS**

No shareholders to display









## **PROFIT & LOSS**

	Date Of Accounts	31/03/18	(%)	31/03/17	(%)	31/01/16	(%)	31/01/15	(%)	31/01/14
	Weeks	52	(%)	52	(%)	52	(%)	52	(%)	52
	Currency	GBP	(%)	GBP	(%)	GBP	(%)	GBP	(%)	GBP
	Consolidated A/cs	Y	(%)	Y	(%)	Y	(%)	Y	(%)	Y
	<b>Turnover</b>	<b>£2,605,949</b>	<b>-2.4%</b>	<b>£2,671,093</b>	<b>25.4%</b>	<b>£2,130,235</b>	<b>-5.7%</b>	<b>£2,259,768</b>	<b>7.1%</b>	<b>£2,109,690</b>
	Export	-	-	-	-	-	-	-	-	-
	Cost of Sales	£1,105,929	15%	£961,902	49.9%	£641,776	-12.8%	£736,071	28.8%	£571,588
	Gross Profit	£1,500,020	-12.2%	£1,709,191	14.8%	£1,488,459	-2.3%	£1,523,697	-0.9%	£1,538,102
	Wages & Salaries	£1,161,518	15.5%	£1,005,584	50.6%	£667,662	-12.4%	£761,749	-13.1%	£877,021
	Directors Emolument	£383,659	96.5%	£195,207	-23.4%	£254,723	-4.6%	£267,000	19.3%	£223,888










**DISCLAIMER** : This Report is **PRIVATE & CONFIDENTIAL** and it is prepared at the request of and for its use by the Subscriber only. The Subscriber shall use the contents of the Report merely as an aid to its business. Mira Inform Private Limited ("MIPL") has collated information/data in the Report, which have not been verified unless otherwise specifically mentioned in the Report. The Subscriber shall independently verify the accuracy and correctness of the information/data before in any way acting upon the same. MIPL shall not be liable for any harm, injury, loss or damage caused to the Subscriber due to default by the Subscriber's debtors/beneficiaries in fulfilling their obligations of any nature whatsoever. This Report or any of its portion shall not be used as a documentary evidence or otherwise before any investigative agencies or forum of law. This Report is confidential and proprietary to MIPL. The Subscriber and/or any other person(s) may not reproduce, publish or disclose any of the contents of the Report to others without the express authorization of MIPL. This Report is prepared and issued to the Subscriber without any risk, responsibility or liability on the part of MIPL or its officials.

	s				%					
	<b>Operating Profit</b>	-	-	-	-	<b>£195,481</b>	<b>863.5 %</b>	<b>-£20,289</b>	<b>88%</b>	<b>-£169,780</b>
	Depreciation	£6,323	71.1%	£3,696	65.1 %	£2,239	243.9 %	£651	- 82.9 %	£3,806
	Audit Fees	£48,000	14.3%	£42,000	61.5 %	£26,000	5.9%	£24,550	-	£24,550
	Interest Payments	£6,531	- 61.8%	£17,098	99.6 %	£8,565	10.3%	£7,767	0.5%	£7,728
	<b>Pre Tax Profit</b>	<b>-£970,825</b>	<b>241.3 %</b>	<b>-£284,461</b>	<b>39.4 %</b>	<b>-£204,046</b>	<b>627.3 %</b>	<b>-£28,056</b>	<b>84.2 %</b>	<b>-£177,508</b>
	Taxation	-	-	-	-	-	-	-	-	-
	Profit After Tax	-£970,825	241.3 %	-£284,461	39.4 %	-£204,046	627.3 %	-£28,056	84.2 %	-£177,508
	Dividends Payable	-	-	-	-	-	-	-	-	-
	<b>Retained Profit</b>	<b>-£970,825</b>	<b>241.3 %</b>	<b>-£284,461</b>	<b>39.4 %</b>	<b>-£204,046</b>	<b>627.3 %</b>	<b>-£28,056</b>	<b>84.2 %</b>	<b>-£177,508</b>






## **BALANCE SHEET**

	Date Of Accounts	31/03/18	(%)	31/03/17	(%)	31/01/16	(%)	31/01/15	(%)	31/01/14
	Tangible Assets	£34,625	368.8 %	£7,386	558.9 %	£1,121	- 69.3%	£3,648	11%	£3,286
	Intangible Assets	£1,127,366	- 29.7%	£1,604,112	- 23.6%	£2,098,818	-4.8%	£2,204,516	5.2%	£2,096,339
	<b>Total Fixed Assets</b>	<b>£1,161,991</b>	<b>- 27.9%</b>	<b>£1,611,498</b>	<b>- 23.3%</b>	<b>£2,099,939</b>	<b>-4.9%</b>	<b>£2,208,164</b>	<b>5.2%</b>	<b>£2,099,625</b>
	Stock	0	-	0	- 100%	£15,533	-	£15,533	-4.2%	£16,216
	Trade Debtors	£206,644	- 30.8%	£298,783	-4.1%	£311,422	3.5%	£300,893	43.9%	£209,050
	Cash	£1,004,098	765.6 %	£116,000	49.8%	£77,411	182.9 %	£27,368	-88%	£227,479
	Other Debtors	£129,930	56.4%	£83,065	- 15.2%	£97,962	- 61.5%	£254,707	133.3 %	£109,164
	Miscellaneous Current Assets	0	-	0	-	0	-	0	-	0

**DISCLAIMER** : This Report is **PRIVATE & CONFIDENTIAL** and it is prepared at the request of and for its use by the Subscriber only. The Subscriber shall use the contents of the Report merely as an aid to its business. Mira Inform Private Limited ("MIPL") has collated information/data in the Report, which have not been verified unless otherwise specifically mentioned in the Report. The Subscriber shall independently verify the accuracy and correctness of the information/data before in any way acting upon the same. MIPL shall not be liable for any harm, injury, loss or damage caused to the Subscriber due to default by the Subscriber's debtors/beneficiaries in fulfilling their obligations of any nature whatsoever. This Report or any of its portion shall not be used as a documentary evidence or otherwise before any investigative agencies or forum of law. This Report is confidential and proprietary to MIPL. The Subscriber and/or any other person(s) may not reproduce, publish or disclose any of the contents of the Report to others without the express authorization of MIPL. This Report is prepared and issued to the Subscriber without any risk, responsibility or liability on the part of MIPL or its officials.






	<b>Total Current Assets</b>	<b>£1,340,672</b>	<b>169.3 %</b>	<b>£497,848</b>	<b>-0.9%</b>	<b>£502,328</b>	<b>- 16.1%</b>	<b>£598,501</b>	<b>6.5%</b>	<b>£561,909</b>
	Trade Creditors	£109,360	- 28.2%	£152,394	- 52.9%	£323,480	26.1%	£256,601	- 25.8%	£345,807
	Bank Loans & Overdrafts	0	-	0	-	0	-	0	- 100%	£27,666
	Other Short Term Finance	0	- 100%	£147,989	- 67.4%	£453,660	57.8%	£287,531	79%	£160,665
	Miscellaneous Current Liabilities	£430,701	-52%	£896,699	123.6 %	£400,998	- 25.9%	£541,017	15.2%	£469,776
	<b>Total Current Liabilities</b>	<b>£540,061</b>	<b>- 54.9%</b>	<b>£1,197,082</b>	<b>1.6%</b>	<b>£1,178,138</b>	<b>8.6%</b>	<b>£1,085,149</b>	<b>8.1%</b>	<b>£1,003,914</b>
	Bank Loans & Overdrafts and LTL	0	-	0	-	0	- 100%	£110,000	- 20.1%	£137,666
	Other Long Term Finance	0	-	0	-	0	- 100%	£110,000	-	£110,000
	<b>Total Long Term Liabilities</b>	<b>0</b>	<b>-</b>	<b>0</b>	<b>-</b>	<b>0</b>	<b>- 100%</b>	<b>£110,000</b>	<b>-</b>	<b>£110,000</b>

## ***CAPITAL & RESERVES***





	Date Of Accounts	31/03/18	(%)	31/03/17	(%)	31/01/16	(%)	31/01/15	(%)	31/01/14
	Called Up Share Capital	£4,024,957	36.4%	£2,949,957	4.9%	£2,811,068	-	£2,811,068	1.2 %	£2,778,994
	P & L Account Reserve	£6,599,129	17.2%	£5,628,304	15.7 %	£4,866,439	4.4%	£4,662,393	0.3 %	£4,676,960
	Revaluation Reserve	-	-	-	-	-	-	-	-	-
	Sundry Reserves	£4,536,774	26.4%	£3,590,611	3.2%	£3,479,500	0.5%	£3,462,841	0.5 %	£3,445,586
	<b>Shareholder Funds</b>	<b>£1,962,602</b>	<b>115.1 %</b>	<b>£912,264</b>	<b>- 35.9 %</b>	<b>£1,424,129</b>	<b>- 11.6 %</b>	<b>£1,611,516</b>	<b>4.1 %</b>	<b>£1,547,620</b>

**DISCLAIMER** : This Report is **PRIVATE & CONFIDENTIAL** and it is prepared at the request of and for its use by the Subscriber only. The Subscriber shall use the contents of the Report merely as an aid to its business. Mira Inform Private Limited ("MIPL") has collated information/data in the Report, which have not been verified unless otherwise specifically mentioned in the Report. The Subscriber shall independently verify the accuracy and correctness of the information/data before in any way acting upon the same. MIPL shall not be liable for any harm, injury, loss or damage caused to the Subscriber due to default by the Subscriber's debtors/beneficiaries in fulfilling their obligations of any nature whatsoever. This Report or any of its portion shall not be used as a documentary evidence or otherwise before any investigative agencies or forum of law. This Report is confidential and proprietary to MIPL. The Subscriber and/or any other person(s) may not reproduce, publish or disclose any of the contents of the Report to others without the express authorization of MIPL. This Report is prepared and issued to the Subscriber without any risk, responsibility or liability on the part of MIPL or its officials.

## **OTHER FINANCIAL ITEMS**



	Date Of Accounts	31/03/18	(%)	31/03/17	(%)	31/01/16	(%)	31/01/15	(%)	31/01/14
	Net Worth	£835,236	220.7 %	-£691,848	- 2.5%	-£674,689	- 13.8 %	-£593,000	- 8.1%	-£548,719
	Working Capital	£800,611	214.5 %	-£699,234	- 3.5%	-£675,810	- 38.9 %	-£486,648	- 10.1 %	-£442,005
	Total Assets	£2,502,663	18.6%	£2,109,346	- 18.9 %	£2,602,267	- 7.3%	£2,806,665	5.5%	£2,661,534
	Total Liabilities	£540,061	- 54.9%	£1,197,082	1.6%	£1,178,138	- 1.4%	£1,195,149	7.3%	£1,113,914
	Net Assets	£1,962,602	115.1 %	£912,264	- 35.9 %	£1,424,129	- 11.6 %	£1,611,516	4.1%	£1,547,620

## **CASH FLOW**













	Date Of Accounts	31/03/18	(%)	31/03/17	(%)	31/01/16	(%)	31/01/15	(%)	31/01/14
	Net Cashflow from Operations	-£945,736	-588%	£193,784	563.5 %	£29,208	114.3 %	- £204,843	- 280.7 %	-£53,802
	Net Cashflow before Financing	-£985,077	- 999.9 %	£94,260	913.6 %	- £11,586	96.7%	- £355,529	- 316.3 %	-£85,405
	Net Cashflow from Financing	£1,873,175	999.9 %	-£28,637	- 182.8 %	£34,595	-77.7%	£155,418	-54.1%	£338,411
	Increase in Cash	£888,098	999.9 %	£65,623	185.2 %	£23,009	111.5 %	- £200,111	- 179.1 %	£253,006

**DISCLAIMER** : This Report is **PRIVATE & CONFIDENTIAL** and it is prepared at the request of and for its use by the Subscriber only. The Subscriber shall use the contents of the Report merely as an aid to its business. Mira Inform Private Limited ("MIPL") has collated information/data in the Report, which have not been verified unless otherwise specifically mentioned in the Report. The Subscriber shall independently verify the accuracy and correctness of the information/data before in any way acting upon the same. MIPL shall not be liable for any harm, injury, loss or damage caused to the Subscriber due to default by the Subscriber's debtors/beneficiaries in fulfilling their obligations of any nature whatsoever. This Report or any of its portion shall not be used as a documentary evidence or otherwise before any investigative agencies or forum of law. This Report is confidential and proprietary to MIPL. The Subscriber and/or any other person(s) may not reproduce, publish or disclose any of the contents of the Report to others without the express authorization of MIPL. This Report is prepared and issued to the Subscriber without any risk, responsibility or liability on the part of MIPL or its officials.



## MISCELLANEOUS

	Date Of Accounts	31/03/18	(%)	31/03/17	(%)	31/01/16	(%)	31/01/15	(%)	31/01/14
	Contingent Liability	NO	-	NO	-	YES	-	YES	-	YES
	Capital Employed	£1,962,602	115.1%	£912,264	-35.9%	£1,424,129	-17.3%	£1,721,516	3.9%	£1,657,620
	Number of Employees	28	16.7%	24	-7.7%	26	-10.3%	29	-19.4%	36
	Accountants									
	Auditors	BDO LLP								
	Auditor Comments	The audit report contains no adverse comments								
	Bankers	LLOYDS BANKING GROUP								
	Bank Branch Code	77-93-02								

## RATIOS

	Date Of Accounts	31/03/18	31/03/17	31/01/16	31/01/15	31/01/14
	Pre-tax profit margin %	-37.25	-10.65	-9.58	-1.24	-8.41
	Current ratio	2.48	0.42	0.43	0.55	0.56
	Sales/Net Working Capital	3.25	-3.82	-3.15	-4.64	-4.77
	Gearing %	0	0	0	6.80	8.90
	Equity in %	142.70	180.60	282.90	267.60	273.80
	Creditor Days	15.27	20.76	55.27	41.33	59.66
	Debtor Days	28.86	40.71	53.21	48.46	36.06
	Liquidity/Acid Test	2.48	0.41	0.41	0.53	0.54
	Return On Capital Employed %	-49.46	-31.18	-14.32	-1.62	-10.70
	Return On Total Assets Employed %	-38.79	-13.48	-7.84	-0.99	-6.66
	Current Debt Ratio	0.27	1.31	0.82	0.67	0.64
	Total Debt Ratio	0.27	1.31	0.82	0.74	0.71

**DISCLAIMER** : This Report is **PRIVATE & CONFIDENTIAL** and it is prepared at the request of and for its use by the Subscriber only. The Subscriber shall use the contents of the Report merely as an aid to its business. Mira Inform Private Limited ("MIPL") has collated information/data in the Report, which have not been verified unless otherwise specifically mentioned in the Report. The Subscriber shall independently verify the accuracy and correctness of the information/data before in any way acting upon the same. MIPL shall not be liable for any harm, injury, loss or damage caused to the Subscriber due to default by the Subscriber's debtors/beneficiaries in fulfilling their obligations of any nature whatsoever. This Report or any of its portion shall not be used as a documentary evidence or otherwise before any investigative agencies or forum of law. This Report is confidential and proprietary to MIPL. The Subscriber and/or any other person(s) may not reproduce, publish or disclose any of the contents of the Report to others without the express authorization of MIPL. This Report is prepared and issued to the Subscriber without any risk, responsibility or liability on the part of MIPL or its officials.

	Stock Turnover Ratio %	-	-	0.72	0.68	0.76
	Return on Net Assets Employed %	-49.46	-31.18	-14.32	-1.74	-11.46

## **REPORT NOTES**

There are no notes to display.

## **STATUS HISTORY**

No Status History found

## **EVENT HISTORY**

Date	Description
29/11/2018	Payment Data Update Received
01/10/2018	New Accounts Filed
01/10/2018	New Accounts Filed
15/09/2018	Payment Data Update Received
20/08/2018	Change of Name
03/08/2018	Change in Reg.Office
03/08/2018	Change of Company Postcode
03/08/2018	New Accounts Filed
02/07/2018	Mr C.E. Riddell has left the board
02/07/2018	TMF CORPORATE ADMINISTRATION SERVIC has resigned as company secretary
02/07/2018	New Company Secretary Ms L.E. Park appointed
02/07/2018	New Board Member Mr D.A. Brown appointed
28/06/2018	Confirmation Statement
22/06/2018	Confirmation Statement
30/01/2018	New Board Member N. Sachdev appointed

## **PREVIOUS COMPANY NAMES**

Date	Previous Name
16/08/2018	VITESSE MEDIA PLC
24/07/2001	E-VITESSE PLC
17/12/1999	PRESS VITESSE PLC
14/05/1999	BREMONHILL PLC
22/09/1997	TUDOR MYLES & COMPANY PLC

**DISCLAIMER** : This Report is **PRIVATE & CONFIDENTIAL** and it is prepared at the request of and for its use by the Subscriber only. The Subscriber shall use the contents of the Report merely as an aid to its business. Mira Inform Private Limited ("MIPL") has collated information/data in the Report, which have not been verified unless otherwise specifically mentioned in the Report. The Subscriber shall independently verify the accuracy and correctness of the information/data before in any way acting upon the same. MIPL shall not be liable for any harm, injury, loss or damage caused to the Subscriber due to default by the Subscriber's debtors/beneficiaries in fulfilling their obligations of any nature whatsoever. This Report or any of its portion shall not be used as a documentary evidence or otherwise before any investigative agencies or forum of law. This Report is confidential and proprietary to MIPL. The Subscriber and/or any other person(s) may not reproduce, publish or disclose any of the contents of the Report to others without the express authorization of MIPL. This Report is prepared and issued to the Subscriber without any risk, responsibility or liability on the part of MIPL or its officials.

## **WRIT DETAILS**

No writs found

## **STATISTICS**

<b>Group</b>	4 companies
<b>Linkages</b>	0 companies
<b>Countries</b>	In 0 countries

## **SUMMARY**

<b>Holding Company</b>	BONHILL GROUP PLC
<b>Ownership Status</b>	Ultimately Owned
<b>Ultimate Holding Company</b>	BONHILL GROUP PLC

## **GROUP STRUCTURE FULL**

Company Name	Registered Number	Latest Key Financials	Consol. Accounts	Turnover
☐ BONHILL GROUP PLC	02607995	31.03.2018	Y	£2,605,949
┆ GROWTH COMPANY INVESTO...	03138652	31.03.2018	N	£822,572
┆ BONHILL FINANCE LIMITED	11415178	-	N	
┆ INFORMATION AGE MEDIA...	03861760	31.03.2018	N	£1,231,182

## **MORTGAGE DETAILS**

<b>Mortgage Type:</b>			
<b>Date Charge Created:</b>	08/10/13		
<b>Date Charge Registered:</b>	08/10/13		
<b>Date Charge Satisfied:</b>	12/04/18		
<b>Status:</b>	SATISFIED		
<b>Person(s) Entitled:</b>	DAVID SMITH;ANDREW BRODE;ESM WILLIAMS;		

**DISCLAIMER** : This Report is **PRIVATE & CONFIDENTIAL** and it is prepared at the request of and for its use by the Subscriber only. The Subscriber shall use the contents of the Report merely as an aid to its business. Mira Inform Private Limited ("MIPL") has collated information/data in the Report, which have not been verified unless otherwise specifically mentioned in the Report. The Subscriber shall independently verify the accuracy and correctness of the information/data before in any way acting upon the same. MIPL shall not be liable for any harm, injury, loss or damage caused to the Subscriber due to default by the Subscriber's debtors/beneficiaries in fulfilling their obligations of any nature whatsoever. This Report or any of its portion shall not be used as a documentary evidence or otherwise before any investigative agencies or forum of law. This Report is confidential and proprietary to MIPL. The Subscriber and/or any other person(s) may not reproduce, publish or disclose any of the contents of the Report to others without the express authorization of MIPL. This Report is prepared and issued to the Subscriber without any risk, responsibility or liability on the part of MIPL or its officials.

<b>Amount Secured:</b>			
<b>Details:</b>	CONVERTIBLE LOAN AGREEMENT.		
<b>Mortgage Type:</b>	LOAN AGREEMENT		
<b>Date Charge Created:</b>	15/05/12		
<b>Date Charge Registered:</b>	01/06/12		
<b>Date Charge Satisfied:</b>	20/06/12		
<b>Status:</b>	SATISFIED		
<b>Person(s) Entitled:</b>	P.R.T. WILLIAMS AND G.S.M. WILLIAMS		
<b>Amount Secured:</b>			
<b>Details:</b>	THE ASSETS OF THE BUSINESS INCLUDING BRANDS, DATABASES, WEBSITES, MAGAZINE TITLES, EVENTS AND ARCHIVES		

<b>Mortgage Type:</b>	DEBENTURE		
<b>Date Charge Created:</b>	27/05/08		
<b>Date Charge Registered:</b>	29/05/08		
<b>Date Charge Satisfied:</b>	-		
<b>Status:</b>	OUTSTANDING		
<b>Person(s) Entitled:</b>	LLOYDS TSB COMMERCIAL FINANCE LIMITED		
<b>Amount Secured:</b>	ALL MONIES DUE OR TO BECOME DUE FROM THE COMPANY TO THE CHARGEES ON ANY ACCOUNT WHATSOEVER		
<b>Details:</b>	FIXED AND FLOATING CHARGE OVER THE UNDERTAKING AND ALL PROPERTY AND ASSETS PRESENT AND FUTURE, INCLUDING GOODWILL, BOOKDEBTS, UNCALLED CAPITAL, BUILDINGS, FIXTURES, FIXED PLANT & MACHINERY SEE IMAGEFOR FULL DETAILS		
<b>Mortgage Type:</b>	AN OMNIBUS GUARANTEE AND SET-OFF AGREEMENT		
<b>Date Charge Created:</b>	18/01/08		
<b>Date Charge Registered:</b>	28/01/08		
<b>Date Charge Satisfied:</b>	-		
<b>Status:</b>	OUTSTANDING		
<b>Person(s) Entitled:</b>	LLOYDS TSB BANK PLC		
<b>Amount Secured:</b>	ALL MONIES DUE OR TO BECOME DUE FROM THE COMPANY AND/OR ALL OR ANY OF THE OTHER COMPANIES NAMED THEREIN TO THE CHARGEES ON ANY ACCOUNT WHATSOEVER		
<b>Details:</b>	ANY SUM OR SUMS STANDING TO THE CREDIT OF ANY ONE OR MORE OF ANY PRESENT OR FUTURE ACCOUNTS OF THE COMPANIES OR ANY OF THEM WITH THE BANK WHETHER SUCH ACCOUNTS BE DENOMINATED IN STERLING OR IN A CURRENCY OR CURRENCIES OTHER THAN STERLING		

<b>Mortgage Type:</b>	OMNIBUS LETTER OF SET-OFF		
<b>Date Charge Created:</b>	05/11/07		
<b>Date Charge Registered:</b>	09/11/07		
<b>Date Charge Satisfied:</b>	-		
<b>Status:</b>	OUTSTANDING		
<b>Person(s) Entitled:</b>	LLOYDS TSB BANK PLC		
<b>Amount Secured:</b>	ALL MONIES DUE OR TO BECOME DUE FROM THE THE COMPANY AND M & A DEALS LIMITED TO THE CHARGEES ON ANY ACCOUNT		

	WHATSOEVER UNDER THE TERMS OF THE AFOREMENTIONED INSTRUMENT CREATING OR EVIDENCING THE CHARGE		
<b>Details:</b>	ANY SUM STANDING TO THE CREDIT OF ANY ONE OR MORE OF ANY PRESENT OR FUTURE ACCOUNTS OF THE COMPANIES OR ANY OF THEM WITH THE BANK (INCLUDING ANY ACCOUNTS HELD IN THE BANK'S NAME WITH ANY DESIGNATION WHICH INCLUDES THE NAME(S) OF THE COMPANIES OR ANY OF THEM) WHETHER SUCH ACCOUNTS BE DENOMINATED IN STERLING OR IN A CURRENCY OR CURRENCIES OTHER THAN STERLING		
<b>Mortgage Type:</b>	DEBENTURE		
<b>Date Charge Created:</b>	26/01/99		
<b>Date Charge Registered:</b>	02/02/99		
<b>Date Charge Satisfied:</b>	-		
<b>Status:</b>	OUTSTANDING		
<b>Person(s) Entitled:</b>	LLOYDS BANK PLC		
<b>Amount Secured:</b>	ALL MONIES DUE OR TO BECOME DUE FROM THE COMPANY TO THE CHARGE ON ANY ACCOUNT WHATSOEVER		
<b>Details:</b>	FIXED AND FLOATING CHARGES OVER THE UNDERTAKING AND ALL PROPERTY AND ASSETS PRESENT AND FUTURE INCLUDING GOODWILL BOOKDEBTS UNCALLED CAPITAL BUILDINGS FIXTURES FIXED PLANT AND MACHINERY SEE THE MORTGAGE CHARGE DOCUMENT FOR FULL DETAILS		

## ***CREDITOR DETAILS***

	<b>Total Number</b>	<b>Total Value</b>
Trade Creditors	<b>0</b>	-
No Creditor Data		

## ***TRADE DEBTORS / BAD DEBT DETAIL***

	<b>Total Number of Documented Trade</b>	<b>Total Value of Documented Trade</b>	
Trade Debtors	<b>2</b>	<b>£666</b>	
	<b>Company Name</b>	<b>Amount</b>	<b>Statement Date</b>
	Grapevine Group Limited	£426	09/01/2012
	Xyone Ltd	£240	23/04/2013

## ***PREVIOUS DIRECTOR/COMPANY SECRETARIES***

<b>Name</b>	<b>Current Active</b>	<b>Previous</b>	<b>Dissolved</b>
-------------	-----------------------	-----------------	------------------

**DISCLAIMER** : This Report is **PRIVATE & CONFIDENTIAL** and it is prepared at the request of and for its use by the Subscriber only. The Subscriber shall use the contents of the Report merely as an aid to its business. Mira Inform Private Limited ("MIPL") has collated information/data in the Report, which have not been verified unless otherwise specifically mentioned in the Report. The Subscriber shall independently verify the accuracy and correctness of the information/data before in any way acting upon the same. MIPL shall not be liable for any harm, injury, loss or damage caused to the Subscriber due to default by the Subscriber's debtors/beneficiaries in fulfilling their obligations of any nature whatsoever. This Report or any of its portion shall not be used as a documentary evidence or otherwise before any investigative agencies or forum of law. This Report is confidential and proprietary to MIPL. The Subscriber and/or any other person(s) may not reproduce, publish or disclose any of the contents of the Report to others without the express authorization of MIPL. This Report is prepared and issued to the Subscriber without any risk, responsibility or liability on the part of MIPL or its officials.

	Appointments	Appointments	Companies
Kymberley Newton Kingwill	2	10	24
Peter Ronald Tudor Williams	0	4	21
Nicola Brookes	0	9	38
Andrew Stephen Brode	20	13	49
Elizabeth Sara Williams	0	5	17
Stephen John Tagg	0	1	0
Leslie Jason Copeland	0	3	3
Owen Emyr Williams	0	1	4
Christopher Donald Broadbent	0	2	0
Leigh Nissim	4	8	2
Clive Jonathan Hall	5	17	7
MAWLAW SECRETARIES LIMITED	0	9	16
Derek George Stewart	3	2	8
TMF CORPORATE ADMINISTRATION SERVICES LIMITED	703	664	703
Keith James Willey	3	11	10
Christopher John Ingram	2	26	28
David John Smith	0	25	51
Jonathan Sumner	1	3	0
Catherine Lesley Humphrey	1	3	0
Charles Edward Riddell	0	3	0
Alan Adam Mearns	1	7	1
Total Persons With Significant Control	0	Total Statements	0
Active	0	Active	0
Ceased	0	Ceased	0

**Active Persons With Significant Control**

No Active Persons With Significant Control To Display

**Ceased Persons With Significant Control**

No Ceased Persons With Significant Control To Display

**Active Statements**

No Active Statements To Display

**Ceased Statements**

No Ceased Statements To Display

**FOREIGN EXCHANGE RATES**

Currency	Unit	Indian Rupees
US Dollar	1	INR 71.19
UK Pound	1	INR 89.88
Euro	1	INR 80.76
GBP	1	INR 88.80

**Note** : Above are approximate rates obtained from sources believed to be correct

**INFORMATION DETAILS**

Analysis Done by :	NIS
Report Prepared by :	TRU

**DISCLAIMER** : This Report is **PRIVATE & CONFIDENTIAL** and it is prepared at the request of and for its use by the Subscriber only. The Subscriber shall use the contents of the Report merely as an aid to its business. Mira Inform Private Limited ("MIPL") has collated information/data in the Report, which have not been verified unless otherwise specifically mentioned in the Report. The Subscriber shall independently verify the accuracy and correctness of the information/data before in any way acting upon the same. MIPL shall not be liable for any harm, injury, loss or damage caused to the Subscriber due to default by the Subscriber's debtors/beneficiaries in fulfilling their obligations of any nature whatsoever. This Report or any of its portion shall not be used as a documentary evidence or otherwise before any investigative agencies or forum of law. This Report is confidential and proprietary to MIPL. The Subscriber and/or any other person(s) may not reproduce, publish or disclose any of the contents of the Report to others without the express authorization of MIPL. This Report is prepared and issued to the Subscriber without any risk, responsibility or liability on the part of MIPL or its officials.

**RATING EXPLANATIONS**

Credit Rating	Explanation	Rating Comments
A++	Minimum Risk	Business dealings permissible with minimum risk of default
A+	Low Risk	Business dealings permissible with low risk of default
A	Acceptable Risk	Business dealings permissible with moderate risk of default
B	Medium Risk	Business dealings permissible on a regular monitoring basis
C	Medium High Risk	Business dealings permissible preferably on secured basis
D	High Risk	Business dealing not recommended or on secured terms only
NB	New Business	No recommendation can be done due to business in infancy stage
NT	No Trace	No recommendation can be done as the business is not traceable

NB is stated where there is insufficient information to facilitate rating. However, it is not to be considered as unfavourable.

This score serves as a reference to assess SC's credit risk and to set the amount of credit to be extended. It is calculated from a composite of weighted scores obtained from each of the major sections of this report. The assessed factors are as follows:

- Financial condition covering various ratios
- Company background and operations size
- Promoters / Management background
- Payment record
- Litigation against the subject
- Industry scenario / competitor analysis
- Supplier / Customer / Banker review (wherever available)