

MIRA INFORM REPORT

Report No. :	545892
Report Date :	18.12.2018

IDENTIFICATION DETAILS

Name :	COUNTY HARDWOODS LIMITED
Registered Office :	Creech Mill, Creech St Michael, Taunton, TA3 5PX
Country :	United Kingdom
Financials (as on) :	31.03.2018
Date of Incorporation :	19.08.1998
Com. Reg. No.:	03618645
Legal Form :	Private Limited with Share Capital
Line of Business :	<ul style="list-style-type: none"> • Other letting and operating of own or leased real estate • Timber merchants and joinery manufacturers.
No. of Employees :	1 [2018]

RATING & COMMENTS

(Mira Inform has adopted New Rating mechanism w.e.f. 23rd January 2017)

MIRA's Rating : A

Credit Rating	Explanation	Rating Comments
A	Acceptable Risk	Business dealings permissible with moderate risk of default

Status :	Satisfactory
Payment Behaviour :	Slow but correct
Litigation :	Clear

NOTES :

DISCLAIMER : This Report is **PRIVATE & CONFIDENTIAL** and it is prepared at the request of and for its use by the Subscriber only. The Subscriber shall use the contents of the Report merely as an aid to its business. Mira Inform Private Limited ("MIPL") has collated information/data in the Report, which have not been verified unless otherwise specifically mentioned in the Report. The Subscriber shall independently verify the accuracy and correctness of the information/data before in any way acting upon the same. MIPL shall not be liable for any harm, injury, loss or damage caused to the Subscriber due to default by the Subscriber's debtors/beneficiaries in fulfilling their obligations of any nature whatsoever. This Report or any of its portion shall not be used as a documentary evidence or otherwise before any investigative agencies or forum of law. This Report is confidential and proprietary to MIPL. The Subscriber and/or any other person(s) may not reproduce, publish or disclose any of the contents of the Report to others without the express authorization of MIPL. This Report is prepared and issued to the Subscriber without any risk, responsibility or liability on the part of MIPL or its officials.

Any query related to this report can be made on e-mail : infodept@mirainform.com while quoting report number, name and date.

ECGC Country Risk Classification List

Country Name	Previous Rating (30.06.2018)	Current Rating (30.09.2018)
United Kingdom	A1	A1

Risk Category	ECGC Classification
Insignificant	A1
Low Risk	A2
Moderately Low Risk	B1
Moderate Risk	B2
Moderately High Risk	C1
High Risk	C2
Very High Risk	D

DISCLAIMER : This Report is **PRIVATE & CONFIDENTIAL** and it is prepared at the request of and for its use by the Subscriber only. The Subscriber shall use the contents of the Report merely as an aid to its business. Mira Inform Private Limited ("MIPL") has collated information/data in the Report, which have not been verified unless otherwise specifically mentioned in the Report. The Subscriber shall independently verify the accuracy and correctness of the information/data before in any way acting upon the same. MIPL shall not be liable for any harm, injury, loss or damage caused to the Subscriber due to default by the Subscriber's debtors/beneficiaries in fulfilling their obligations of any nature whatsoever. This Report or any of its portion shall not be used as a documentary evidence or otherwise before any investigative agencies or forum of law. This Report is confidential and proprietary to MIPL. The Subscriber and/or any other person(s) may not reproduce, publish or disclose any of the contents of the Report to others without the express authorization of MIPL. This Report is prepared and issued to the Subscriber without any risk, responsibility or liability on the part of MIPL or its officials.

UNITED KINGDOM - ECONOMIC OVERVIEW

The UK, a leading trading power and financial center, is the third largest economy in Europe after Germany and France. Agriculture is intensive, highly mechanized, and efficient by European standards, producing about 60% of food needs with less than 2% of the labor force. The UK has large coal, natural gas, and oil resources, but its oil and natural gas reserves are declining; the UK has been a net importer of energy since 2005. Services, particularly banking, insurance, and business services, are key drivers of British GDP growth. Manufacturing, meanwhile, has declined in importance but still accounts for about 10% of economic output.

In 2008, the global financial crisis hit the economy particularly hard, due to the importance of its financial sector. Falling home prices, high consumer debt, and the global economic slowdown compounded the UK's economic problems, pushing the economy into recession in the latter half of 2008 and prompting the then BROWN (Labour) government to implement a number of measures to stimulate the economy and stabilize the financial markets. Facing burgeoning public deficits and debt levels, in 2010 the then CAMERON-led coalition government (between Conservatives and Liberal Democrats) initiated an austerity program, which has continued under the Conservative government. However, the deficit still remains one of the highest in the G7, standing at 3.6% of GDP as of 2017, and the UK has pledged to lower its corporation tax from 20% to 17% by 2020. The UK had a debt burden of 90.4% GDP at the end of 2017.

The UK economy has begun to slow since the referendum vote to leave the EU in June 2016. A sustained depreciation of the British pound has increased consumer and producer prices, weighing on consumer spending without spurring a meaningful increase in exports. The UK has an extensive trade relationship with other EU members through its single market membership, and economic observers have warned the exit will jeopardize its position as the central location for European financial services. Prime Minister MAY is seeking a new "deep and special" trade relationship with the EU following the UK's exit. However, economists doubt that the UK will be able to preserve the benefits of EU membership without the obligations. The UK is expected to officially leave the EU by the end of March 2019.

Source : CIA

COMPANY NAME

COUNTY HARDWOODS LIMITED

COMPANY SUMMARY

Registered Address

Creech Mill
Creech St Michael
Taunton
TA3 5PX

Trading Address

Creech Paper Mill
Creech St. Michael
Taunton
Somerset
TA3 5PX

Website Address	http://www.countygranite.co.uk
Company Number	03618645
Telephone Number	01823443760
Fax Number	-
TPS	No
FPS	Yes
Incorporation Date	19/08/1998
Previous Name	-
Type	Private Limited with Share Capital
FTSE Index	-
Date of Change	-
Filing Date of Accounts	08/11/2018
Currency	GBP
Share Capital	£10,002
SIC07	68209
Charity Number	-
SIC07 Description	Other letting and operating of own or leased real estate
Principal Activity	Timber merchants and joinery manufacturers.

ADDITIONAL INFORMATION

CCJ's
0 (£0)

DISCLAIMER : This Report is **PRIVATE & CONFIDENTIAL** and it is prepared at the request of and for its use by the Subscriber only. The Subscriber shall use the contents of the Report merely as an aid to its business. Mira Inform Private Limited ("MIPL") has collated information/data in the Report, which have not been verified unless otherwise specifically mentioned in the Report. The Subscriber shall independently verify the accuracy and correctness of the information/data before in any way acting upon the same. MIPL shall not be liable for any harm, injury, loss or damage caused to the Subscriber due to default by the Subscriber's debtors/beneficiaries in fulfilling their obligations of any nature whatsoever. This Report or any of its portion shall not be used as a documentary evidence or otherwise before any investigative agencies or forum of law. This Report is confidential and proprietary to MIPL. The Subscriber and/or any other person(s) may not reproduce, publish or disclose any of the contents of the Report to others without the express authorization of MIPL. This Report is prepared and issued to the Subscriber without any risk, responsibility or liability on the part of MIPL or its officials.

No CCJ Information To Display

Ultimate Holding Company -
Accountant -
Mortgages 2
Trade Debtors -
Group 0 companies
Linkages 0 companies
Countries In 0 countries

KEY FINANCIALS

Year to Date	Turnover	Pre Tax Profit	Shareholder	Funds Employees
31.03.2018	-	-	£586,292	1
31.03.2017	-	-	£499,054	1
31.03.2016	-	-	£487,480	5

MORTGAGE SUMMARY

Total Mortgage 2
Outstanding 2
Satisfied 0

TRADE DEBTORS / BAD DEBT SUMMARY

Total Number of Documented Trade 2
Total Value of Documented Trade £4,995

COMMENTARY

This company has been treated as a Small company.
The latest Balance Sheet indicates a very positive net working capital position.
The latest cash balances represent a positive level in terms of the overall outstanding creditor obligations.
There has been an increase in shareholders funds compared with the previous balance sheet.
This company trades in an industry with a moderate level of corporate failures.

DISCLAIMER : This Report is **PRIVATE & CONFIDENTIAL** and it is prepared at the request of and for its use by the Subscriber only. The Subscriber shall use the contents of the Report merely as an aid to its business. Mira Inform Private Limited ("MIPL") has collated information/data in the Report, which have not been verified unless otherwise specifically mentioned in the Report. The Subscriber shall independently verify the accuracy and correctness of the information/data before in any way acting upon the same. MIPL shall not be liable for any harm, injury, loss or damage caused to the Subscriber due to default by the Subscriber's debtors/beneficiaries in fulfilling their obligations of any nature whatsoever. This Report or any of its portion shall not be used as a documentary evidence or otherwise before any investigative agencies or forum of law. This Report is confidential and proprietary to MIPL. The Subscriber and/or any other person(s) may not reproduce, publish or disclose any of the contents of the Report to others without the express authorization of MIPL. This Report is prepared and issued to the Subscriber without any risk, responsibility or liability on the part of MIPL or its officials.

CCJ

Total Number of Exact CCJs -	0	Total Value of Exact CCJs -	
Total Number of Possible CCJs -	0	Total Value of Possible CCJs -	
Total Number of Satisfied CCJs -	0	Total Value of Satisfied CCJs -	
Total Number of Writs -	-		

Total Current Directors	2	Total Current Secretaries	1
Total Previous Directors / Company Secretaries	2	Total Person's With Significant Control	2

CURRENT DIRECTORS

Title	Mr	Function	Director
Name	Nicholas Smyth	Nationality	British
Date of Birth	01/1955	Present Appointments	2
Latest Address	Peartree Cottage, Adsborough, Taunton, Somerset	Appointment Date	19/08/1998
Post Code	TA2 8RP		
Title	Mrs	Function	Director
Name	Moira Smyth	Nationality	British
Date of Birth	05/1955	Present Appointments	3
Latest Address	Pear Tree Cottage, Adsborough, Taunton, Somerset	Appointment Date	29/03/2000
Post Code	TA2 8RP		
















CURRENT COMPANY SECRETARY

Title	Mrs	Function	Company Secretary
Name	Moira Smyth	Nationality	British
Date of Birth	05/1955	Present Appointments	3
Latest Address	Pear Tree Cottage, Adsborough, Taunton, Somerset	Appointment Date	19/08/1998
Post Code	TA2 8RP		

TOP SHAREHOLDERS

Name	Currency	Share Count	Share Type	Nominal Value	% of Total Share Count
NICHOLAS SMYTH	GBP	5,101	ORDINARY	1	51
MOIRA SMYTH	GBP	4,901	ORDINARY	1	49

PROFIT & LOSS

	Date Of Accounts	31/03/18	(%)	31/03/17	(%)	31/03/16	(%)	31/03/15	(%)	31/03/14
	Weeks	52	(%)	52	(%)	52	(%)	52	(%)	52
	Currency	GBP	(%)	GBP	(%)	GBP	(%)	GBP	(%)	GBP
	Consolidated A/cs	N	(%)	N	(%)	N	(%)	N	(%)	N
	Turnover	-	-	-	-	-	-	-	-	-
	Export	-	-	-	-	-	-	-	-	-
	Cost of Sales	-	-	-	-	-	-	-	-	-
	Gross Profit	-	-	-	-	-	-	-	-	-
	Wages & Salaries	-	-	-	-	-	-	-	-	-
	Directors Emoluments	-	-	-	-	-	-	-	-	-
	Operating Profit	-	-	-	-	-	-	-	-	-
	Depreciation	£23,395	6.8%	£25,089	0.8%	£25,280	63.5%	£69,192	2.7%	£71,109
	Audit Fees	-	-	-	-	-	-	-	-	-
	Interest Payments	-	-	-	-	-	-	-	-	-
	Pre Tax Profit	-	-	-	-	-	-	-	-	-
	Taxation	-	-	-	-	-	-	-	-	-
	Profit After Tax	-	-	-	-	-	-	-	-	-
	Dividends Payable	-	-	-	-	-	-	-	-	-
	Retained Profit	-	-	-	-	-	-	-	-	-

BALANCE SHEET

Date	Of	31/03/18	(%)	31/03/17	(%)	31/03/16	(%)	31/03/15	(%)	31/03/14
------	----	----------	-----	----------	-----	----------	-----	----------	-----	----------

DISCLAIMER : This Report is **PRIVATE & CONFIDENTIAL** and it is prepared at the request of and for its use by the Subscriber only. The Subscriber shall use the contents of the Report merely as an aid to its business. Mira Inform Private Limited ("MIPL") has collated information/data in the Report, which have not been verified unless otherwise specifically mentioned in the Report. The Subscriber shall independently verify the accuracy and correctness of the information/data before in any way acting upon the same. MIPL shall not be liable for any harm, injury, loss or damage caused to the Subscriber due to default by the Subscriber's debtors/beneficiaries in fulfilling their obligations of any nature whatsoever. This Report or any of its portion shall not be used as a documentary evidence or otherwise before any investigative agencies or forum of law. This Report is confidential and proprietary to MIPL. The Subscriber and/or any other person(s) may not reproduce, publish or disclose any of the contents of the Report to others without the express authorization of MIPL. This Report is prepared and issued to the Subscriber without any risk, responsibility or liability on the part of MIPL or its officials.






COUNTY HARDWOODS LIMITED - 545892

PAGE NO. : 8






	Accounts									
	Tangible Assets	£530,875	-13%	£610,181	-3.9%	£635,270	-18%	£774,932	-4.5%	£811,198
	Intangible Assets	0	-	0	-	0	-	0	-	0
	Total Fixed Assets	£530,875	-13%	£610,181	-3.9%	£635,270	-18%	£774,932	-4.5%	£811,198
	Stock	0	-	0	-	0	-100%	£105,914	-34.5%	£161,655
	Trade Debtors	£45,287	119.5%	£20,630	-73.1%	£76,757	0.1%	£76,674	-21.9%	£98,156
	Cash	£75,124	840%	£7,992	999.9%	£181	-87.9%	£1,494	-47.7%	£2,855
	Other Debtors	£12,400	-	0	-	0	-	0	-	0
	Miscellaneous Current Assets	£1,589	-	0	-	0	-	0	-	0
	Total Current Assets	£134,400	369.6%	£28,622	-62.8%	£76,938	-58.2%	£184,082	-29.9%	£262,666
	Trade Creditors	£12,017	14.6%	£10,484	-53%	£22,300	-92%	£277,279	-8%	£301,432
	Bank Loans & Overdrafts	£10,927	-74.2%	£42,364	-47.7%	£80,971	-	0	-	0
	Other Short Term Finance	0	-	0	-	0	-	0	-	0
	Miscellaneous Current Liabilities	£46,926	-28.7%	£65,790	-0.7%	£66,255	-	0	-	0
	Total Current Liabilities	£69,870	-41.1%	£118,638	-30%	£169,526	-38.9%	£277,279	-8%	£301,432
	Bank Loans & Overdrafts and LTL	£20,040	-68.4%	£63,475	-53.4%	£136,173	-10%	£151,350	-12.1%	£172,170
	Other Long Term Finance	0	-	0	-	0	-	0	-	0
	Total Long Term Liabilities	£9,113	-56.8%	£21,111	-61.8%	£55,202	-63.5%	£151,350	-12.1%	£172,170

DISCLAIMER : This Report is **PRIVATE & CONFIDENTIAL** and it is prepared at the request of and for its use by the Subscriber only. The Subscriber shall use the contents of the Report merely as an aid to its business. Mira Inform Private Limited ("MIPL") has collated information/data in the Report, which have not been verified unless otherwise specifically mentioned in the Report. The Subscriber shall independently verify the accuracy and correctness of the information/data before in any way acting upon the same. MIPL shall not be liable for any harm, injury, loss or damage caused to the Subscriber due to default by the Subscriber's debtors/beneficiaries in fulfilling their obligations of any nature whatsoever. This Report or any of its portion shall not be used as a documentary evidence or otherwise before any investigative agencies or forum of law. This Report is confidential and proprietary to MIPL. The Subscriber and/or any other person(s) may not reproduce, publish or disclose any of the contents of the Report to others without the express authorization of MIPL. This Report is prepared and issued to the Subscriber without any risk, responsibility or liability on the part of MIPL or its officials.



CAPITAL & RESERVES

	Date Of Accounts	31/03/18	(%)	31/03/17	(%)	31/03/16	(%)	31/03/15	(%)	31/03/14
	Called Up Share Capital	£10,002	-	£10,002	-	£10,002	-	£10,002	-	£10,002
	P & L Account Reserve	£257,585	51.2%	£170,347	7.3%	£158,773	-21.3%	£201,678	-25.7%	£271,555
	Revaluation Reserve	£316,050	-	£316,050	-	£316,050	-	£316,050	-	£316,050
	Sundry Reserves	£2,655	-	£2,655	-	£2,655	-	£2,655	-	£2,655
	Shareholder Funds	£586,292	17.5%	£499,054	2.4%	£487,480	-8.1%	£530,385	-11.6%	£600,262



OTHER FINANCIAL ITEMS

	Date Of Accounts	31/03/18	(%)	31/03/17	(%)	31/03/16	(%)	31/03/15	(%)	31/03/14
	Net Worth	£586,292	17.5%	£499,054	2.4%	£487,480	-8.1%	£530,385	-11.6%	£600,262
	Working Capital	£64,530	171.7%	-£90,016	2.8%	-£92,588	0.7%	-£93,197	-140.4%	-£38,766
	Total Assets	£665,275	4.1%	£638,803	-10.3%	£712,208	-25.7%	£959,014	-10.7%	£1,073,864
	Total Liabilities	£78,983	-43.5%	£139,749	-37.8%	£224,728	-47.6%	£428,629	-9.5%	£473,602
	Net Assets	£586,292	17.5%	£499,054	2.4%	£487,480	-8.1%	£530,385	-11.6%	£600,262



CASH FLOW

	Date Of Accounts	31/03/18	(%)	31/03/17	(%)	31/03/16	(%)	31/03/15	(%)	31/03/14
	Net Cashflow from Operations	-	-	-	-	-	-	-	-	-
	Net Cashflow before Financing	-	-	-	-	-	-	-	-	-












DISCLAIMER : This Report is **PRIVATE & CONFIDENTIAL** and it is prepared at the request of and for its use by the Subscriber only. The Subscriber shall use the contents of the Report merely as an aid to its business. Mira Inform Private Limited ("MIPL") has collated information/data in the Report, which have not been verified unless otherwise specifically mentioned in the Report. The Subscriber shall independently verify the accuracy and correctness of the information/data before in any way acting upon the same. MIPL shall not be liable for any harm, injury, loss or damage caused to the Subscriber due to default by the Subscriber's debtors/beneficiaries in fulfilling their obligations of any nature whatsoever. This Report or any of its portion shall not be used as a documentary evidence or otherwise before any investigative agencies or forum of law. This Report is confidential and proprietary to MIPL. The Subscriber and/or any other person(s) may not reproduce, publish or disclose any of the contents of the Report to others without the express authorization of MIPL. This Report is prepared and issued to the Subscriber without any risk, responsibility or liability on the part of MIPL or its officials.

	Net Cashflow from Financing	-	-	-	-	-	-	-	-	-
	Increase in Cash	-	-	-	-	-	-	-	-	-




MISCELLANEOUS

	Date Of Accounts	31/03/18	(%)	31/03/17	(%)	31/03/16	(%)	31/03/15	(%)	31/03/14
	Contingent Liability	NO	-	NO	-	NO	-	NO	-	NO
	Capital Employed	£595,405	14.5%	£520,165	4.1%	£542,682	20.4%	£681,735	11.7%	£772,432
	Number of Employees	1	-	1	80%	5	-	-	-	-
	Accountants									
	Auditors									
	Auditor Comments	The company is exempt from audit								
	Bankers									
	Bank Branch Code									

RATIOS

	Date Of Accounts	31/03/18	31/03/17	31/03/16	31/03/15	31/03/14
	Pre-tax profit margin %	-	-	-	-	-
	Current ratio	1.92	0.24	0.45	0.66	0.87
	Sales/Net Working Capital	-	-	-	-	-
	Gearing %	3.40	12.70	27.90	28.50	28.70
	Equity in %	88.10	78.10	68.40	55.30	55.90
	Creditor Days	-	-	-	-	-
	Debtor Days	-	-	-	-	-
	Liquidity/Acid Test	1.92	0.24	0.45	0.28	0.33
	Return On Capital Employed %	-	-	-	-	-
	Return On Total Assets Employed %	-	-	-	-	-
	Current Debt Ratio	0.11	0.23	0.34	0.52	0.50

DISCLAIMER : This Report is **PRIVATE & CONFIDENTIAL** and it is prepared at the request of and for its use by the Subscriber only. The Subscriber shall use the contents of the Report merely as an aid to its business. Mira Inform Private Limited ("MIPL") has collated information/data in the Report, which have not been verified unless otherwise specifically mentioned in the Report. The Subscriber shall independently verify the accuracy and correctness of the information/data before in any way acting upon the same. MIPL shall not be liable for any harm, injury, loss or damage caused to the Subscriber due to default by the Subscriber's debtors/beneficiaries in fulfilling their obligations of any nature whatsoever. This Report or any of its portion shall not be used as a documentary evidence or otherwise before any investigative agencies or forum of law. This Report is confidential and proprietary to MIPL. The Subscriber and/or any other person(s) may not reproduce, publish or disclose any of the contents of the Report to others without the express authorization of MIPL. This Report is prepared and issued to the Subscriber without any risk, responsibility or liability on the part of MIPL or its officials.

	Total Debt Ratio	0.13	0.28	0.46	0.80	0.78
	Stock Turnover Ratio %	-	-	-	-	-
	Return on Net Assets Employed %	-	-	-	-	-

Report Notes

There are no notes to display.

Status History

No Status History found

EVENT HISTORY

Date	Description
11/11/2018	New Accounts Filed
01/09/2018	Confirmation Statement
20/02/2018	Payment Data Update Received
28/10/2017	New Accounts Filed
28/10/2017	New Accounts Filed
02/09/2017	Confirmation Statement
29/12/2016	New Accounts Filed
07/09/2016	Annual Returns
26/11/2015	New Accounts Filed
19/09/2015	Annual Returns
22/12/2014	New Accounts Filed
20/09/2014	Annual Returns
13/12/2013	New Accounts Filed
20/09/2013	Annual Returns
11/12/2012	New Accounts Filed

Previous Company Names

No Previous Names found

Writ Details

No writs found

Statistics

Group	-
Linkages	0 companies
Countries	In 0 countries

Summary

Holding Company	-
------------------------	---

DISCLAIMER : This Report is **PRIVATE & CONFIDENTIAL** and it is prepared at the request of and for its use by the Subscriber only. The Subscriber shall use the contents of the Report merely as an aid to its business. Mira Inform Private Limited ("MIPL") has collated information/data in the Report, which have not been verified unless otherwise specifically mentioned in the Report. The Subscriber shall independently verify the accuracy and correctness of the information/data before in any way acting upon the same. MIPL shall not be liable for any harm, injury, loss or damage caused to the Subscriber due to default by the Subscriber's debtors/beneficiaries in fulfilling their obligations of any nature whatsoever. This Report or any of its portion shall not be used as a documentary evidence or otherwise before any investigative agencies or forum of law. This Report is confidential and proprietary to MIPL. The Subscriber and/or any other person(s) may not reproduce, publish or disclose any of the contents of the Report to others without the express authorization of MIPL. This Report is prepared and issued to the Subscriber without any risk, responsibility or liability on the part of MIPL or its officials.

Ownership Status	
Ultimate Holding Company	-

Group StructureFull

No Group Structure

MORTGAGE DETAILS

Mortgage Type:	LEGAL MORTGAGE
Date Charge Created:	20/09/99
Date Charge Registered:	01/10/99
Date Charge Satisfied:	-
Status:	OUTSTANDING
Person(s) Entitled:	NATIONAL WESTMINSTER BANK PLC
Amount Secured:	ALL MONIES DUE OR TO BECOME DUE FROM THE COMPANY TO THE CHARGEES ON ANY ACCOUNT WHATSOEVER
Details:	THE F/H PROPERTY K/A CREECH ST MICHAEL PAPER MILL CREECH ST MICHAEL TAUNTON SOMERSET. PART TITLE NUMBER ST54522. AND THE PROCEEDS OF SALE THEREOF FLOATING CHARGE OVER ALL MOVEABLE PLANT MACHINERY IMPLEMENTS UTENSILS FURNITURE AND EQUIPMENT AND AN ASSIGNMENT OF THE GOODWILL AND CONNECTION OF ANY BUSINESS TOGETHER WITH THE FULL BENEFIT OF ALL LICENCES
Mortgage Type:	MORTGAGE DEBENTURE
Date Charge Created:	12/01/99
Date Charge Registered:	02/02/99
Date Charge Satisfied:	-
Status:	OUTSTANDING
Person(s) Entitled:	NATIONAL WESTMINSTER BANK PLC
Amount Secured:	ALL MONIES DUE OR TO BECOME DUE FROM THE COMPANY TO THE CHARGEES ON ANY ACCOUNT WHATSOEVER
Details:	. A SPECIFIC EQUITABLE CHARGE OVER ALL FREEHOLD AND LEASEHOLD PROPERTIES AND/OR THE PROCEEDS OF SALE THEREOF FIXED AND FLOATING CHARGES OVER UNDERTAKING AND ALL PROPERTY AND ASSETS PRESENT AND FUTURE INCLUDING GOODWILL BOOK DEBTS AND THE BENEFITS OF ANY LICENCES SEE THE MORTGAGE CHARGE DOCUMENT FOR FULL DETAILS

CREDITOR DETAILS

	Total Number	Total Value
Trade Creditors	0	-
No Creditor Data		

TRADE DEBTORS / BAD DEBT DETAIL

	Total Number of Documented Trade	Total Value of Documented Trade	
Trade Debtors	2	£4,995	
Company Name	Amount	Statement Date	
J & A Services (UK) Limited	£2,562	13/04/2010	
Blue Swan Solutions Limited	£2,433	03/02/2017	

PREVIOUS DIRECTOR/COMPANY SECRETARIES

Name	Current Active Appointments	Previous Appointments	Dissolved Companies
FORBES NOMINEES LIMITED	0	90	535
FORBES SECRETARIES LIMITED	0	91	539
Total Persons With Significant Control	2	Total Statements	0
Active	2	Active	0
Ceased	0	Ceased	0

ACTIVE PERSONS WITH SIGNIFICANT CONTROL

Name	Mr Nicholas Robert Joseph Smyth	Kind	Individual Person With Significant Control
Address	Creech Mill, Creech St Michael, Taunton, Somerset	Country Of Residence	England
Post Code	TA3 5PX	Nationality	English
Date of Birth	01/1955	Notified On	19/08/2016
Nature Of Control	Ownership Of Shares 50 To 75 Percent, Voting Rights 50 To 75 Percent, Significant Influence Or Control		
Name	Mrs Moira Jane Smyth	Kind	Individual Person With Significant Control
Address	Creech Mill, Creech St Michael, Taunton, Somerset	Country Of Residence	England
Post Code	TA3 5PX	Nationality	English
Date of Birth	05/1955	Notified On	19/08/2016
Nature Of Control	Ownership Of Shares 25 To 50 Percent, Voting Rights 25 To 50 Percent		



MIRA INFORM PRIVATE LIMITED
605, Palmspring, Near D'Mart, Link Road,
Malad (West), Mumbai - 400 064. INDIA
Tel : 91-22-40448000 (44 lines)
Fax : 91-22-40448045 / 40448046
E-mail : mira@mirainform.com
info@mirainform.com
Website : <http://www.mirainform.com>
<http://www.miraglobalcheck.com>
<http://www.miraglobalcollections.com>

Ceased Persons With Significant Control

No Ceased Persons With Significant Control To Display

Active Statements

No Active Statements To Display

Ceased Statements

No Ceased Statements To Display

DISCLAIMER : This Report is **PRIVATE & CONFIDENTIAL** and it is prepared at the request of and for its use by the Subscriber only. The Subscriber shall use the contents of the Report merely as an aid to its business. Mira Inform Private Limited ("MIPL") has collated information/data in the Report, which have not been verified unless otherwise specifically mentioned in the Report. The Subscriber shall independently verify the accuracy and correctness of the information/data before in any way acting upon the same. MIPL shall not be liable for any harm, injury, loss or damage caused to the Subscriber due to default by the Subscriber's debtors/beneficiaries in fulfilling their obligations of any nature whatsoever. This Report or any of its portion shall not be used as a documentary evidence or otherwise before any investigative agencies or forum of law. This Report is confidential and proprietary to MIPL. The Subscriber and/or any other person(s) may not reproduce, publish or disclose any of the contents of the Report to others without the express authorization of MIPL. This Report is prepared and issued to the Subscriber without any risk, responsibility or liability on the part of MIPL or its officials.

FOREIGN EXCHANGE RATES

Currency	Unit	Indian Rupees
US Dollar	1	INR 71.19
UK Pound	1	INR 89.88
Euro	1	INR 80.75
GBP	1	INR 89.49

Note : Above are approximate rates obtained from sources believed to be correct

INFORMATION DETAILS

Analysis Done by :	NIS
Report Prepared by :	TPT

DISCLAIMER : This Report is **PRIVATE & CONFIDENTIAL** and it is prepared at the request of and for its use by the Subscriber only. The Subscriber shall use the contents of the Report merely as an aid to its business. Mira Inform Private Limited ("MIPL") has collated information/data in the Report, which have not been verified unless otherwise specifically mentioned in the Report. The Subscriber shall independently verify the accuracy and correctness of the information/data before in any way acting upon the same. MIPL shall not be liable for any harm, injury, loss or damage caused to the Subscriber due to default by the Subscriber's debtors/beneficiaries in fulfilling their obligations of any nature whatsoever. This Report or any of its portion shall not be used as a documentary evidence or otherwise before any investigative agencies or forum of law. This Report is confidential and proprietary to MIPL. The Subscriber and/or any other person(s) may not reproduce, publish or disclose any of the contents of the Report to others without the express authorization of MIPL. This Report is prepared and issued to the Subscriber without any risk, responsibility or liability on the part of MIPL or its officials.

RATING EXPLANATIONS

Credit Rating	Explanation	Rating Comments
A++	Minimum Risk	Business dealings permissible with minimum risk of default
A+	Low Risk	Business dealings permissible with low risk of default
A	Acceptable Risk	Business dealings permissible with moderate risk of default
B	Medium Risk	Business dealings permissible on a regular monitoring basis
C	Medium High Risk	Business dealings permissible preferably on secured basis
D	High Risk	Business dealing not recommended or on secured terms only
NB	New Business	No recommendation can be done due to business in infancy stage
NT	No Trace	No recommendation can be done as the business is not traceable

NB is stated where there is insufficient information to facilitate rating. However, it is not to be considered as unfavourable.

This score serves as a reference to assess SC's credit risk and to set the amount of credit to be extended. It is calculated from a composite of weighted scores obtained from each of the major sections of this report. The assessed factors are as follows:

- Financial condition covering various ratios
- Company background and operations size
- Promoters / Management background
- Payment record
- Litigation against the subject
- Industry scenario / competitor analysis
- Supplier / Customer / Banker review (wherever available)