

## MIRA INFORM REPORT

Report No. :	545258
Report Date :	14.12.2018

### IDENTIFICATION DETAILS

Name :	DEBENHAMS RETAIL PLC
Formerly Known As :	DEBENHAMS RETAIL LIMITED
Registered Office :	10 Brock Street, Regent's Place London, NW1 3FG
Country :	United Kingdom
Financials (as on) :	02.09.2017
Date of Incorporation :	28.01.1905
Com. Reg. No.:	00083395
Legal Form :	Public Limited with Share Capital
Line of Business :	<ul style="list-style-type: none"> <li>• Activities of head offices</li> <li>• Sale of fashion clothing and accessories, cosmetics and products for use in the home.</li> </ul>
No. of Employees :	23727 [2017]

**RATING & COMMENTS**

(Mira Inform has adopted New Rating mechanism w.e.f. 23<sup>rd</sup> January 2017)

**MIRA's Rating :**

**A**

Credit Rating	Explanation	Rating Comments
A	Acceptable Risk	Business dealings permissible with moderate risk of default

<b>Status :</b>	Good
<b>Payment Behaviour :</b>	Regular
<b>Litigation :</b>	Clear

**NOTES:**

Any query related to this report can be made on e-mail : [infodept@mirainform.com](mailto:infodept@mirainform.com) while quoting report number, name and date.

**ECGC Country Risk Classification List**

Country Name	Previous Rating (30.06.2018)	Current Rating (30.09.2018)
United Kingdom	A1	A1

Risk Category	ECGC Classification
Insignificant	A1
Low Risk	A2
Moderately Low Risk	B1
Moderate Risk	B2
Moderately High Risk	C1
High Risk	C2
Very High Risk	D

**UNITED KINGDOM - ECONOMIC OVERVIEW**

The UK, a leading trading power and financial center, is the third largest economy in Europe after Germany and France. Agriculture is intensive, highly mechanized, and efficient by European standards, producing about 60% of food needs with less than 2% of the labor force. The UK has large coal, natural gas, and oil resources, but its oil and natural gas reserves are declining; the UK has been a net importer of energy since 2005. Services, particularly banking, insurance, and business services, are key drivers of British GDP growth. Manufacturing, meanwhile, has declined in importance but still accounts for about 10% of economic output.

In 2008, the global financial crisis hit the economy particularly hard, due to the importance of its financial sector. Falling home prices, high consumer debt, and the global economic slowdown compounded the UK's economic problems, pushing the economy into recession in the latter half of 2008 and prompting the then BROWN (Labour) government to implement a number of measures to stimulate the economy and stabilize the financial markets. Facing burgeoning public deficits and debt levels, in 2010 the then CAMERON-led coalition government (between Conservatives and Liberal Democrats) initiated an austerity program, which has continued under the Conservative government. However, the deficit still remains one of the highest in the G7, standing at 3.6% of GDP as of 2017, and the UK has pledged to lower its corporation tax from 20% to 17% by 2020. The UK had a debt burden of 90.4% GDP at the end of 2017.

The UK economy has begun to slow since the referendum vote to leave the EU in June 2016. A sustained depreciation of the British pound has increased consumer and producer prices, weighing on consumer spending without spurring a meaningful increase in exports. The UK has an extensive trade relationship with other EU members through its single market membership, and economic observers have warned the exit will jeopardize its position as the central location for European financial services. Prime Minister MAY is seeking a new "deep and special" trade relationship with the EU following the UK's exit. However, economists doubt that the UK will be able to preserve the benefits of EU membership without the obligations. The UK is expected to officially leave the EU by the end of March 2019.

Source : CIA

## **COMPANY NAME SUMMARY**

<b>Company Name</b>	DEBENHAMS RETAIL PLC
<b>Registered Address</b>	10 Brock Street, Regent's Place London NW1 3FG
<b>Trading Address</b>	10 Brock Street, Regent's Place London NW1 3FG NW1 3FG
<b>Website Address</b>	http://www.debenhams.com
<b>Company Number</b>	00083395
<b>Telephone Number</b>	02035496000
<b>Fax Number</b>	-
<b>TPS</b>	No
<b>FPS</b>	Yes
<b>Incorporation Date</b>	28/01/1905
<b>Previous Name</b>	DEBENHAMS RETAIL LIMITED
<b>Type</b>	Public Limited with Share Capital
<b>FTSE Index</b>	-
<b>Date of Change</b>	28/06/2005
<b>Filing Date of Accounts</b>	17/01/2018
<b>Currency</b>	GBP
<b>Share Capital</b>	£44,624,538
<b>SIC07</b>	70100
<b>Charity Number</b>	-
<b>SIC07 Description</b>	Activities of head offices
<b>Principal Activity</b>	Sale of fashion clothing and accessories, cosmetics and products for use in the home.

## **ADDITIONAL INFORMATION**

<b>CCJ's</b>	2 (£2,286)		
23/07/2013	NORTHAMPTON CCMCC	£1,386	Judgment
07/05/2013	WHITEHAVEN	£900	Judgment
-	-	-	-

<b>Ultimate Holding Company</b>	DEBENHAMS PLC
<b>Accountant</b>	-
<b>Mortgages</b>	19
<b>Trade Debtors</b>	-
<b>Group</b>	18 companies
<b>Linkages</b>	0 companies
<b>Countries</b>	In 0 countries

## **KEY FINANCIALS**

Year to Date	Turnover	Pre Tax Profit	Shareholder	Funds Employees
--------------	----------	----------------	-------------	-----------------

**DISCLAIMER** : This Report is **PRIVATE & CONFIDENTIAL** and it is prepared at the request of and for its use by the Subscriber only. The Subscriber shall use the contents of the Report merely as an aid to its business. Mira Inform Private Limited ("MIPL") has collated information/data in the Report, which have not been verified unless otherwise specifically mentioned in the Report. The Subscriber shall independently verify the accuracy and correctness of the information/data before in any way acting upon the same. MIPL shall not be liable for any harm, injury, loss or damage caused to the Subscriber due to default by the Subscriber's debtors/beneficiaries in fulfilling their obligations of any nature whatsoever. This Report or any of its portion shall not be used as a documentary evidence or otherwise before any investigative agencies or forum of law. This Report is confidential and proprietary to MIPL. The Subscriber and/or any other person(s) may not reproduce, publish or disclose any of the contents of the Report to others without the express authorization of MIPL. This Report is prepared and issued to the Subscriber without any risk, responsibility or liability on the part of MIPL or its officials.

02.09.2017	£2,064,600,000	£97,500,000	£1,270,100,000	23727
03.09.2016	£2,105,400,000	£145,200,000	£1,159,100,000	24545
29.08.2015	£2,099,300,000	£140,200,000	£1,041,900,000	24806

## **MORTGAGE SUMMARY**

Total Mortgage	19
Outstanding	0
Satisfied	19

## **TRADE DEBTORS / BAD DEBT SUMMARY**

Total Number of Documented Trade	3
Total Value of Documented Trade	£114,069

## **COMMENTARY**

This company has been treated as a Large company.
This company's return on total assets employed ratio indicates a relatively efficient use of assets.
This company has made late payments on a medium percentage of invoices.
This company's ratio of total liabilities to total assets indicates the presence of moderate equity funding.
The company has more cash than short term bank borrowings.
This company trades in an industry with a moderate level of corporate failures.

## **CCJ**

Total Number of Exact CCJs -	2	Total Value of Exact CCJs -	£2,286
Total Number of Possible CCJs -	1	Total Value of Possible CCJs -	£208
Total Number of Satisfied CCJs -	0	Total Value of Satisfied CCJs -	
Total Number of Writs -	-		

Total Current Directors	2	Total Current Secretaries	1
Total Previous Directors / Company Secretaries	27	Total Person's With Significant Control	1

**DISCLAIMER** : This Report is **PRIVATE & CONFIDENTIAL** and it is prepared at the request of and for its use by the Subscriber only. The Subscriber shall use the contents of the Report merely as an aid to its business. Mira Inform Private Limited ("MIPL") has collated information/data in the Report, which have not been verified unless otherwise specifically mentioned in the Report. The Subscriber shall independently verify the accuracy and correctness of the information/data before in any way acting upon the same. MIPL shall not be liable for any harm, injury, loss or damage caused to the Subscriber due to default by the Subscriber's debtors/beneficiaries in fulfilling their obligations of any nature whatsoever. This Report or any of its portion shall not be used as a documentary evidence or otherwise before any investigative agencies or forum of law. This Report is confidential and proprietary to MIPL. The Subscriber and/or any other person(s) may not reproduce, publish or disclose any of the contents of the Report to others without the express authorization of MIPL. This Report is prepared and issued to the Subscriber without any risk, responsibility or liability on the part of MIPL or its officials.

## **CURRENT DIRECTORS**

<b>Title</b>	Mr	<b>Function</b>	Director
<b>Name</b>	Matthew George Smith	<b>Nationality</b>	British
<b>Date of Birth</b>	09/1971	<b>Present Appointments</b>	16
<b>Latest Address</b>	10 Brock Street, Regent's Place, London	<b>Appointment Date</b>	26/01/2015
<b>Post Code</b>	NW1 3FG		
<b>Title</b>	Mr	<b>Function</b>	Director
<b>Name</b>	Sergio Rodriguez Bucher	<b>Nationality</b>	Spanish
<b>Date of Birth</b>	11/1963	<b>Present Appointments</b>	3
<b>Latest Address</b>	10 Brock Street, Regent's Place, London	<b>Appointment Date</b>	15/12/2016
<b>Post Code</b>	NW1 3FG		

## **CURRENT COMPANY SECRETARY**

<b>Title</b>	Mr	<b>Function</b>	Company Secretary
<b>Name</b>	Paul Rex Eardley	<b>Nationality</b>	British
<b>Date of Birth</b>	09/1960	<b>Present Appointments</b>	17
<b>Latest Address</b>	10 Brock Street, Regent's Place, London	<b>Appointment Date</b>	15/10/2007
<b>Post Code</b>	NW1 3FG		
















## **TOP SHAREHOLDERS**

<b>Name</b>	<b>Currency</b>	<b>Share Count</b>	<b>Share Type</b>	<b>Nominal Value</b>	<b>% of Total Share Count</b>
DEBENHAMS GROUP HOLDINGS LTD	GBP	178,498,151	ORDINARY	0.25	100
PAUL REX EARDLEY	GBP	1	ORDINARY	0.25	0

## **PROFIT & LOSS**











	<b>Date Of Accounts</b>	<b>02/09/17</b>	<b>(%)</b>	<b>03/09/16</b>	<b>(%)</b>	<b>29/08/15</b>	<b>(%)</b>	<b>30/08/14</b>	<b>(%)</b>	<b>31/08/13</b>
	Weeks	52	(%)	53	(%)	52	(%)	52	(%)	52
	Currency	GBP	(%)	GBP	(%)	GBP	(%)	GBP	(%)	GBP
	Consolidated A/cs	N	(%)	N	(%)	N	(%)	N	(%)	N

**DISCLAIMER** : This Report is **PRIVATE & CONFIDENTIAL** and it is prepared at the request of and for its use by the Subscriber only. The Subscriber shall use the contents of the Report merely as an aid to its business. Mira Inform Private Limited ("MIPL") has collated information/data in the Report, which have not been verified unless otherwise specifically mentioned in the Report. The Subscriber shall independently verify the accuracy and correctness of the information/data before in any way acting upon the same. MIPL shall not be liable for any harm, injury, loss or damage caused to the Subscriber due to default by the Subscriber's debtors/beneficiaries in fulfilling their obligations of any nature whatsoever. This Report or any of its portion shall not be used as a documentary evidence or otherwise before any investigative agencies or forum of law. This Report is confidential and proprietary to MIPL. The Subscriber and/or any other person(s) may not reproduce, publish or disclose any of the contents of the Report to others without the express authorization of MIPL. This Report is prepared and issued to the Subscriber without any risk, responsibility or liability on the part of MIPL or its officials.




	Turnover	£2,064,600,000	- 1.9 %	£2,105,400,000	0.3 %	£2,099,300,000	0.6 %	£2,085,900,000	0.5 %	£2,075,600,000
	Export	-	-	-	-	-	-	-	- 100 %	£166,300,000
	Cost of Sales	£1,827,800,000	- 1.8 %	£1,860,500,000	2%	£1,824,600,000	-	£1,824,600,000	2.3 %	£1,784,400,000
	Gross Profit	£236,800,000	- 3.3 %	£244,900,000	- 10.8 %	£274,700,000	5.1 %	£261,300,000	- 10.3 %	£291,200,000
	Wages & Salaries	£315,600,000	1.3 %	£311,600,000	1.8 %	£306,000,000	6.7 %	£286,900,000	- 2.1 %	£293,000,000
	Directors Emoluments	-	-	-	-	-	-	-	-	-
	Operating Profit	£80,500,000	- 36.7 %	£127,100,000	1.2 %	£125,600,000	1.3 %	£124,000,000	- 23%	£161,100,000
	Depreciation	£72,500,000	- 1.8 %	£73,800,000	2.2 %	£72,200,000	3.7 %	£69,600,000	- 8.2 %	£75,800,000
	Audit Fees	£300,000	-	£300,000	-	£300,000	-	£300,000	50%	£200,000
	Interest Payments	£16,000,000	- 9.1 %	£17,600,000	1.7 %	£17,300,000	3.6 %	£16,700,000	10.6 %	£15,100,000
	Pre Tax Profit	£97,500,000	- 32.9 %	£145,200,000	3.6 %	£140,200,000	3.3 %	£135,700,000	- 40.5 %	£228,100,000
	Taxation	- £9,600,000	49.5 %	- £19,000,000	20.2 %	- £23,800,000	15.9 %	- £28,300,000	24.9 %	- £37,700,000
	Profit After Tax	£87,900,000	- 30.3 %	£126,200,000	8.4 %	£116,400,000	8.4 %	£107,400,000	- 43.6 %	£190,400,000
	Dividends Payable	-	-	-	-	-	-	-	-	-
	Retained Profit	£87,900,000	- 30.3 %	£126,200,000	8.4 %	£116,400,000	8.4 %	£107,400,000	- 43.6 %	£190,400,000

**DISCLAIMER** : This Report is **PRIVATE & CONFIDENTIAL** and it is prepared at the request of and for its use by the Subscriber only. The Subscriber shall use the contents of the Report merely as an aid to its business. Mira Inform Private Limited ("MIPL") has collated information/data in the Report, which have not been verified unless otherwise specifically mentioned in the Report. The Subscriber shall independently verify the accuracy and correctness of the information/data before in any way acting upon the same. MIPL shall not be liable for any harm, injury, loss or damage caused to the Subscriber due to default by the Subscriber's debtors/beneficiaries in fulfilling their obligations of any nature whatsoever. This Report or any of its portion shall not be used as a documentary evidence or otherwise before any investigative agencies or forum of law. This Report is confidential and proprietary to MIPL. The Subscriber and/or any other person(s) may not reproduce, publish or disclose any of the contents of the Report to others without the express authorization of MIPL. This Report is prepared and issued to the Subscriber without any risk, responsibility or liability on the part of MIPL or its officials.






## **BALANCE SHEET**

	Date Of Accounts	02/09/17	(%)	03/09/16	(%)	29/08/15	(%)	30/08/14	(%)	31/08/13
 Tangible Assets		£641,900,000	8.1%	£593,600,000	-0.4%	£595,700,000	-0.8%	£600,300,000	-0.8%	£605,100,000
 Intangible Assets		£176,400,000	18.8%	£148,500,000	24.7%	£119,100,000	51.3%	£78,700,000	602.7%	£11,200,000
 <b>Total Fixed Assets</b>		<b>£818,300,000</b>	<b>10.3%</b>	<b>£742,100,000</b>	<b>3.8%</b>	<b>£714,800,000</b>	<b>5.3%</b>	<b>£679,000,000</b>	<b>10.2%</b>	<b>£616,300,000</b>
 Stock		£275,200,000	-3.2%	£284,400,000	-3.1%	£293,600,000	-3.5%	£304,100,000	-4.3%	£317,900,000
 Trade Debtors		£25,200,000	2%	£24,700,000	10.3%	£22,400,000	-0.4%	£22,500,000	29.3%	£17,400,000
 Cash		£31,500,000	-37.9%	£50,700,000	75.4%	£28,900,000	-47.5%	£55,000,000	65.7%	£33,200,000
 Other Debtors		£1,714,000,000	8.7%	£1,577,100,000	9.1%	£1,444,900,000	15.2%	£1,254,700,000	13%	£1,110,200,000
 Miscellaneous Current Assets		£4,800,000	-87.7%	£39,100,000	160.7%	£15,000,000	999.9%	£200,000	-	0
 <b>Total Current Assets</b>		<b>£2,050,700,000</b>	<b>3.8%</b>	<b>£1,976,000,000</b>	<b>9.5%</b>	<b>£1,804,800,000</b>	<b>10.3%</b>	<b>£1,636,500,000</b>	<b>10.7%</b>	<b>£1,478,700,000</b>
 Trade Creditors		£289,700,000	-3.8%	£301,100,000	3.6%	£290,700,000	0.1%	£290,500,000	-6.8%	£311,800,000
 Bank Loans & Overdrafts		£20,900,000	32.3%	£15,800,000	-22.9%	£20,500,000	-	0	-100%	£9,700,000
 Other Short Term Finance		£875,300,000	2.8%	£851,700,000	7.1%	£794,900,000	4.5%	£760,700,000	20.3%	£632,300,000
 Miscellaneous Current Liabilities		£173,300,000	7.7%	£160,900,000	-0.4%	£161,600,000	-2%	£164,900,000	-11.2%	£185,700,000
 <b>Total Current Liabilities</b>		<b>£1,359,200,000</b>	<b>2.2%</b>	<b>£1,329,500,000</b>	<b>4.9%</b>	<b>£1,267,700,000</b>	<b>4.2%</b>	<b>£1,216,100,000</b>	<b>6.7%</b>	<b>£1,139,500,000</b>


**DISCLAIMER** : This Report is **PRIVATE & CONFIDENTIAL** and it is prepared at the request of and for its use by the Subscriber only. The Subscriber shall use the contents of the Report merely as an aid to its business. Mira Inform Private Limited ("MIPL") has collated information/data in the Report, which have not been verified unless otherwise specifically mentioned in the Report. The Subscriber shall independently verify the accuracy and correctness of the information/data before in any way acting upon the same. MIPL shall not be liable for any harm, injury, loss or damage caused to the Subscriber due to default by the Subscriber's debtors/beneficiaries in fulfilling their obligations of any nature whatsoever. This Report or any of its portion shall not be used as a documentary evidence or otherwise before any investigative agencies or forum of law. This Report is confidential and proprietary to MIPL. The Subscriber and/or any other person(s) may not reproduce, publish or disclose any of the contents of the Report to others without the express authorization of MIPL. This Report is prepared and issued to the Subscriber without any risk, responsibility or liability on the part of MIPL or its officials.

	s									
	Bank Loans & Overdrafts and LTL	£260,600,000	6.2%	£245,300,000	6.4%	£230,500,000	9.3%	£210,800,000	262.2%	£58,200,000
	Other Long Term Finance	£5,300,000	43.2%	£3,700,000	-	0	-100%	£4,700,000	62.1%	£2,900,000
	<b>Total Long Term Liabilities</b>	<b>£239,700,000</b>	<b>4.4%</b>	<b>£229,500,000</b>	<b>9.3%</b>	<b>£210,000,000</b>	<b>-0.4%</b>	<b>£210,800,000</b>	<b>334.6%</b>	<b>£48,500,000</b>

## **CAPITAL & RESERVES**

	Date Of Accounts	02/09/17	(%)	03/09/16	(%)	29/08/15	(%)	30/08/14	(%)	31/08/13
	Called Up Share Capital	£44,600,000	-	£44,600,000	-	£44,600,000	-	£44,600,000	-	£44,600,000
	P & L Account Reserve	£1,186,800,000	14.1%	£1,040,200,000	9.9%	£946,900,000	16%	£816,300,000	-1.2%	£826,000,000
	Revaluation Reserve	-	-	-	-	-	-	-	-	-
	Sundry Reserves	£38,700,000	-47.9%	£74,300,000	47.4%	£50,400,000	81.9%	£27,700,000	-23.9%	£36,400,000
	<b>Shareholder Funds</b>	<b>£1,270,100,000</b>	<b>9.6%</b>	<b>£1,159,100,000</b>	<b>11.2%</b>	<b>£1,041,900,000</b>	<b>17.3%</b>	<b>£888,600,000</b>	<b>-2%</b>	<b>£907,000,000</b>





## **OTHER FINANCIAL ITEMS**

	Date Of Accounts	02/09/17	(%)	03/09/16	(%)	29/08/15	(%)	30/08/14	(%)	31/08/13
	Net Worth	£1,093,700,000	8.2%	£1,010,600,000	9.5%	£922,800,000	13.9%	£809,900,000	-9.6%	£895,800,000





**DISCLAIMER** : This Report is **PRIVATE & CONFIDENTIAL** and it is prepared at the request of and for its use by the Subscriber only. The Subscriber shall use the contents of the Report merely as an aid to its business. Mira Inform Private Limited ("MIPL") has collated information/data in the Report, which have not been verified unless otherwise specifically mentioned in the Report. The Subscriber shall independently verify the accuracy and correctness of the information/data before in any way acting upon the same. MIPL shall not be liable for any harm, injury, loss or damage caused to the Subscriber due to default by the Subscriber's debtors/beneficiaries in fulfilling their obligations of any nature whatsoever. This Report or any of its portion shall not be used as a documentary evidence or otherwise before any investigative agencies or forum of law. This Report is confidential and proprietary to MIPL. The Subscriber and/or any other person(s) may not reproduce, publish or disclose any of the contents of the Report to others without the express authorization of MIPL. This Report is prepared and issued to the Subscriber without any risk, responsibility or liability on the part of MIPL or its officials.

**DEBENHAMS RETAIL PLC - 545258**



**PAGE NO. : 10**

	Working Capital	£691,500,000	7%	£646,500,000	20.4%	£537,100,000	27.8%	£420,400,000	23.9%	£339,200,000
	Total Assets	£2,869,000,000	5.6%	£2,718,100,000	7.9%	£2,519,600,000	8.8%	£2,315,500,000	10.5%	£2,095,000,000
	Total Liabilities	£1,598,900,000	2.6%	£1,559,000,000	5.5%	£1,477,700,000	3.6%	£1,426,900,000	20.1%	£1,188,000,000
	Net Assets	£1,270,100,000	9.6%	£1,159,100,000	11.2%	£1,041,900,000	17.3%	£888,600,000	-2%	£907,000,000

**CASH FLOW**

	Date Of Accounts	02/09/17	(%)	03/09/16	(%)	29/08/15	(%)	30/08/14	(%)	31/08/13
	Net Cashflow from Operations	-	-	-	-	-	-	-	-	-
	Net Cashflow before Financing	-	-	-	-	-	-	-	-	-
	Net Cashflow from Financing	-	-	-	-	-	-	-	-	-
	Increase in Cash	-	-	-	-	-	-	-	-	-















**MISCELLANEOUS**

	Date Of Accounts	02/09/17	(%)	03/09/16	(%)	29/08/15	(%)	30/08/14	(%)	31/08/13
	Contingent Liability	YES	-	YES	-	YES	-	YES	-	YES
	Capital Employed	£1,509,800,000	8.7%	£1,388,600,000	10.9%	£1,251,900,000	13.9%	£1,099,400,000	15.1%	£955,500,000
	Number of Employees	23727	-3.3%	24545	-1.1%	24806	-0.7%	24982	-6.9%	26835
	Accountants									
	Auditors	PRICEWATERHOUSECOOPERS LLP								
	Auditor Comments	The audit report contains no adverse comments								

**DISCLAIMER** : This Report is **PRIVATE & CONFIDENTIAL** and it is prepared at the request of and for its use by the Subscriber only. The Subscriber shall use the contents of the Report merely as an aid to its business. Mira Inform Private Limited ("MIPL") has collated information/data in the Report, which have not been verified unless otherwise specifically mentioned in the Report. The Subscriber shall independently verify the accuracy and correctness of the information/data before in any way acting upon the same. MIPL shall not be liable for any harm, injury, loss or damage caused to the Subscriber due to default by the Subscriber's debtors/beneficiaries in fulfilling their obligations of any nature whatsoever. This Report or any of its portion shall not be used as a documentary evidence or otherwise before any investigative agencies or forum of law. This Report is confidential and proprietary to MIPL. The Subscriber and/or any other person(s) may not reproduce, publish or disclose any of the contents of the Report to others without the express authorization of MIPL. This Report is prepared and issued to the Subscriber without any risk, responsibility or liability on the part of MIPL or its officials.

	Bankers	LLOYDS TSB BANK PLC
	Bank Branch Code	

## **RATIOS**

	Date Of Accounts	02/09/17	03/09/16	29/08/15	30/08/14	31/08/13
	Pre-tax profit margin %	4.72	6.90	6.68	6.51	10.99
	Current ratio	1.51	1.49	1.42	1.35	1.30
	Sales/Net Working Capital	2.99	3.26	3.91	4.96	6.12
	Gearing %	20.50	21.20	22.10	23.70	6.40
	Equity in %	47.20	45.10	43.40	39.70	43.50
	Creditor Days	51.07	53.05	50.40	50.69	54.68
	Debtor Days	4.44	4.35	3.88	3.92	3.05
	Liquidity/Acid Test	1.30	1.27	1.19	1.09	1.01
	Return On Capital Employed %	6.45	10.45	11.19	12.34	23.87
	Return On Total Assets Employed %	3.39	5.34	5.56	5.86	10.88
	Current Debt Ratio	1.07	1.14	1.21	1.36	1.25
	Total Debt Ratio	1.25	1.34	1.41	1.60	1.30
	Stock Turnover Ratio %	13.32	13.50	13.98	14.57	15.31
	Return on Net Assets Employed %	7.67	12.52	13.45	15.27	25.14

## **REPORT NOTES**

There are no notes to display.

## **STATUS HISTORY**

No Status History found

**DISCLAIMER** : This Report is **PRIVATE & CONFIDENTIAL** and it is prepared at the request of and for its use by the Subscriber only. The Subscriber shall use the contents of the Report merely as an aid to its business. Mira Inform Private Limited ("MIPL") has collated information/data in the Report, which have not been verified unless otherwise specifically mentioned in the Report. The Subscriber shall independently verify the accuracy and correctness of the information/data before in any way acting upon the same. MIPL shall not be liable for any harm, injury, loss or damage caused to the Subscriber due to default by the Subscriber's debtors/beneficiaries in fulfilling their obligations of any nature whatsoever. This Report or any of its portion shall not be used as a documentary evidence or otherwise before any investigative agencies or forum of law. This Report is confidential and proprietary to MIPL. The Subscriber and/or any other person(s) may not reproduce, publish or disclose any of the contents of the Report to others without the express authorization of MIPL. This Report is prepared and issued to the Subscriber without any risk, responsibility or liability on the part of MIPL or its officials.

## **EVENT HISTORY**

Date	Description
09/07/2018	Confirmation Statement
20/04/2018	Payment Data Update Received
25/01/2018	Payment Data Update Received
24/01/2018	New Accounts Filed
24/01/2018	New Accounts Filed
25/10/2017	Payment Data Update Received
25/10/2017	Ms S. Harlow has left the board
10/07/2017	Confirmation Statement
22/01/2017	New Accounts Filed
22/01/2017	New Accounts Filed
30/12/2016	Payment Data Update Received
19/12/2016	New Board Member Mr S.R. Bucher appointed
14/12/2016	Payment Data Update Received
07/12/2016	Payment Data Update Received
29/07/2016	Annual Returns

## **PREVIOUS COMPANY NAMES**

Date	Previous Name
28/06/2005	DEBENHAMS RETAIL LIMITED
27/06/2005	DEBENHAMS RETAIL PLC
26/03/2004	DEBENHAMS RETAIL LIMITED
25/03/2004	DEBENHAMS RETAIL PLC
04/03/2004	DEBENHAMS RETAIL LIMITED
03/03/2004	DEBENHAMS RETAIL PLC
04/12/1997	DEBENHAMS PLC

### **Writ Details**

No writs found

## **STATISTICS**

<b>Group</b>	18 companies
<b>Linkages</b>	0 companies
<b>Countries</b>	In 0 countries

**DISCLAIMER** : This Report is **PRIVATE & CONFIDENTIAL** and it is prepared at the request of and for its use by the Subscriber only. The Subscriber shall use the contents of the Report merely as an aid to its business. Mira Inform Private Limited ("MIPL") has collated information/data in the Report, which have not been verified unless otherwise specifically mentioned in the Report. The Subscriber shall independently verify the accuracy and correctness of the information/data before in any way acting upon the same. MIPL shall not be liable for any harm, injury, loss or damage caused to the Subscriber due to default by the Subscriber's debtors/beneficiaries in fulfilling their obligations of any nature whatsoever. This Report or any of its portion shall not be used as a documentary evidence or otherwise before any investigative agencies or forum of law. This Report is confidential and proprietary to MIPL. The Subscriber and/or any other person(s) may not reproduce, publish or disclose any of the contents of the Report to others without the express authorization of MIPL. This Report is prepared and issued to the Subscriber without any risk, responsibility or liability on the part of MIPL or its officials.

## SUMMARY

<b>Holding Company</b>	DEBENHAMS GROUP HOLDINGS LIMITED
<b>Ownership Status</b>	Wholly Owned
<b>Ultimate Holding Company</b>	DEBENHAMS PLC

## GROUP STRUCTUREFULL

Company Name	Registered Number	Latest Key Financials	Consol. Accounts	Turnover
DEBENHAMS PLC	05448421	02.09.2017	Y	£2,335,000,000
DEBENHAMS GROUP HOLDIN...	03430071	02.09.2017	N	£18,300,000
DEBENHAMS PROPERTIES...	00344823	02.09.2017	N	£147,663,000
<b>DEBENHAMS RETAIL PLC</b>	<b>00083395</b>	<b>02.09.2017</b>	<b>N</b>	<b>£2,064,600,000</b>
DEBENHAMS PENSION...	01304701	31.08.2017	N	
DEBENHAMS (NO.2) P...	01306297	31.08.2017	N	
DEBENHAMS.COM LTD	03958412	02.09.2017	N	
DEBENHAMS PRINCIPL...	06860458	02.09.2017	N	
DEBENHAMS CARD HAN...	04017621	02.09.2017	N	
DEBENHAMS DIRECT L...	03665770	02.09.2017	N	
DEBENHAMS RETAIL (...)	IE239481	02.09.2017	N	€170,642,000
JERIMAIN INVESTMENTS L...	06837168	02.09.2017	N	
BARONESS GROUP HOLDING...	N/A	-	-	
BF III LIMITED	04891748	02.09.2017	N	
BF PROPERTIES (NO.2)...	05056439	02.09.2017	N	
BF PROPERTIES (NO....)	05073227	02.09.2017	N	
DEBENHAMS FINANCE HOLD...	04755814	02.09.2017	N	
BARONESS RETAIL LIMITED	04843152	02.09.2017	N	

## EXACT CCJ DETAILS

Date	Court	Amount	Status	Case Number	Date Paid
------	-------	--------	--------	-------------	-----------

**DISCLAIMER** : This Report is **PRIVATE & CONFIDENTIAL** and it is prepared at the request of and for its use by the Subscriber only. The Subscriber shall use the contents of the Report merely as an aid to its business. Mira Inform Private Limited ("MIPL") has collated information/data in the Report, which have not been verified unless otherwise specifically mentioned in the Report. The Subscriber shall independently verify the accuracy and correctness of the information/data before in any way acting upon the same. MIPL shall not be liable for any harm, injury, loss or damage caused to the Subscriber due to default by the Subscriber's debtors/beneficiaries in fulfilling their obligations of any nature whatsoever. This Report or any of its portion shall not be used as a documentary evidence or otherwise before any investigative agencies or forum of law. This Report is confidential and proprietary to MIPL. The Subscriber and/or any other person(s) may not reproduce, publish or disclose any of the contents of the Report to others without the express authorization of MIPL. This Report is prepared and issued to the Subscriber without any risk, responsibility or liability on the part of MIPL or its officials.

23/07/2013	NORTHAMPTON CCMCC	£1,386	Judgment	3YL24566	-
07/05/2013	WHITEHAVEN	£900	Judgment	2YJ55395	-

## **POSSIBLE CCJS DETAILS**

Possible CCJ matches show CCJs that may be matched to a company based on various criteria such as similar trading names or addresses. This data is provided for your information only as an aid to decision-making and does not affect a company's rating.

Date	Court	Amount	Status	Case Number	Date Paid	Registered CCJ Details
03/01/2014	NORTHAMPTON CCBC	£208	Judgment	3XC66804	-	DEBENHAMS, 3 CHARTER SQUARE, BURY ST EDMUNDS, SUFFOLK, IP33 3FD, IP33 3FD

## **MORTGAGE DETAILS**

<b>Mortgage Type:</b>	DEED OF ACCESSION AND CHARGE
<b>Date Charge Created:</b>	27/06/05
<b>Date Charge Registered:</b>	06/07/05
<b>Date Charge Satisfied:</b>	13/07/06
<b>Status:</b>	SATISFIED
<b>Person(s) Entitled:</b>	CREDIT SUISSE,LONDON BRANCH
<b>Amount Secured:</b>	ALL MONEYS DUE OR TO BECOME DUE FROM THE COMPANY TO THE CHARGE, AS OWED OR INCURRED BY EACH BENEFICIARY UNDER THE TERMS OF THE AFOREMENTIONED INSTRUMENT CREATING OR EVIDENCING THE CHARGE
<b>Details:</b>	FIXED AND FLOATING CHARGES OVER THE UNDERTAKING AND ALL PROPERTY AND ASSETS PRESENT AND FUTURE INCLUDING GOODWILL BOOKDEBTS UNCALLED CAPITAL BUILDINGS FIXTURES FIXED PLANT AND MACHINERY SEE THE MORTGAGE CHARGE DOCUMENT FOR FULL DETAILS
<b>Mortgage Type:</b>	LEGAL CHARGE
<b>Date Charge Created:</b>	22/04/04
<b>Date Charge Registered:</b>	06/05/04
<b>Date Charge Satisfied:</b>	17/05/05
<b>Status:</b>	SATISFIED
<b>Person(s) Entitled:</b>	BAYERISCHE LANDESBANK (ACTING THROUGH ITS LONDON BRANCH AS SECURITY AGENT FOR ITSELF AND THEOTH
<b>Amount Secured:</b>	ALL MONIES DUE OR TO BECOME DUE FROM THE BENEFICIAL OWNER (ROADSTREAM LIMITED) TO THE CHARGE UNDER THE TERMS OF THE AFOREMENTIONED INSTRUMENT CREATING OR EVIDENCING THE CHARGE

<b>Details:</b>	L/H PREMISES AT MAGDALENE STREET, OXFORD T/N:ON225969. FIRST FIXED CHARGE ALL OF ITS RIGHTS AND BENEFIT UNDER ANY AGREEMENT RELATING TO THE ACQUISITION OF THE MORTGAGED PROPERTIES, ALL PLANT AND MACHINERY, ALL OF ITS BENEFITS, CLAIMS AND RETURNS OF PREMIUMS IN RESPECT OF THE INSURANCES, ITS BOOK AND OTHER DEBTS, ALL OF ITS RIGHT, TITLE, AND INTEREST (IF ANY) UNDER THE INSURANCES		
<b>Mortgage Type:</b>	DEED OF ACCESSION AND CHARGE		
<b>Date Charge Created:</b>	19/12/03		
<b>Date Charge Registered:</b>	22/12/03		
<b>Date Charge Satisfied:</b>	17/07/04		
<b>Status:</b>	SATISFIED		
<b>Person(s) Entitled:</b>	CREDIT SUISSE FIRST BOSTON, LONDON BRANCH AS SECURITY AGENT		
<b>Amount Secured:</b>	ALL MONIES DUE OR TO BECOME DUE FROM THE COMPANY TO THE SECURITY AGENT FOR THE BENEFICIARIES UNDER THE TERMS OF THE AFOREMENTIONED INSTRUMENT CREATING OR EVIDENCING THE CHARGE		
<b>Details:</b>	FIXED AND FLOATING CHARGES OVER THE UNDERTAKING AND ALL PROPERTY AND ASSETS PRESENT AND FUTURE INCLUDING GOODWILL BOOK DEBTS UNCALLED CAPITAL BUILDINGS FIXTURES FIXED PLANT AND MACHINERY SEE THE MORTGAGE CHARGE DOCUMENT FOR FULL DETAILS		
<b>Mortgage Type:</b>	LEGAL CHARGE		
<b>Date Charge Created:</b>	25/10/88		
<b>Date Charge Registered:</b>	14/11/88		
<b>Date Charge Satisfied:</b>	07/08/03		
<b>Status:</b>	SATISFIED		
<b>Person(s) Entitled:</b>	CREWFLEET LIMITED		
<b>Amount Secured:</b>	ALL MONIES DUE OR TO BECOME DUE FROM THE COMPANY TO THE CHARGE		
<b>Details:</b>	VARIOUS PROPERTIES IN CLEVELAND, SOMERSET WEST SUSSEX, BOURNEMOUTH AND/OR THE PROCEEDS OF SALE THEREOF (FOR FULL DETAILS SEE FORM 395)		
<b>Mortgage Type:</b>	DEED OF ADMISSION		
<b>Date Charge Created:</b>	23/07/86		
<b>Date Charge Registered:</b>	05/08/86		
<b>Date Charge Satisfied:</b>	14/11/97		
<b>Status:</b>	SATISFIED		
<b>Person(s) Entitled:</b>	LLOYDS BANK PLC		
<b>Amount Secured:</b>	ALL MONIES DUE OR TO BECOME DUE FROM THE COMPANY AND/OR ALL OR ANY OF THE OTHER COMPANIES NAMED THEREIN TO THE CHARGE ON ANY ACCOUNT WHATSOEVER SUPPLEMENTAL TO A LETTER OF SET-OFF DATED 1 APRIL 1986		
<b>Details:</b>	ANY SUMS OR SUMS FOR THE TIME BEING STANDING TO THE CREDIT OF ANY PRESENT OR FUTURE ACCOUNT WITH THE BANK		
<b>Mortgage Type:</b>	OMNIBUS GUARANTEE AND SET OFF AGREEMENT		
<b>Date Charge Created:</b>	01/04/86		
<b>Date Charge Registered:</b>	11/04/86		

<b>Date Charge Satisfied:</b>	13/08/97		
<b>Status:</b>	SATISFIED		
<b>Person(s) Entitled:</b>	LLOYDS BANK PLC		
<b>Amount Secured:</b>	ALL MONIES DUE OR TO BECOME DUE FROM THE COMPANY AND/OR ALL OR ANY OF THE OTHER COMPANIES NAMED THEREIN TO THE CHARGE ON ANY ACCOUNT WHATSOEVER		
<b>Details:</b>	ANY SUM OR SUMS FOR THE TIME BEING STANDING TO THE CREDIT OF ANY PRESENT OR FUTURE ACCOUNT OF THE COMPANY WITH THE BANK		
<b>Mortgage Type:</b>	REVERSIONARY LEASE		
<b>Date Charge Created:</b>	21/10/75		
<b>Date Charge Registered:</b>	31/10/75		
<b>Date Charge Satisfied:</b>	13/08/97		
<b>Status:</b>	SATISFIED		
<b>Person(s) Entitled:</b>	ULSTER BANK PROVIDENT FUND INVESTMENTS LIMITED		
<b>Amount Secured:</b>	COMPANY'S OBLIGATIONS TO THE CHARGE		
<b>Details:</b>	CERTAIN PRESENT AND FUTURE MACHINERY AND PLANT AT THE COMPANY'S PREMISES AT 24-32 HIGH STREET BROMLEY KENT AS MORE PARTICULARLY DEFINED IN THE LEASES.		
<b>Mortgage Type:</b>	LEASE		
<b>Date Charge Created:</b>	21/10/75		
<b>Date Charge Registered:</b>	31/10/75		
<b>Date Charge Satisfied:</b>	13/08/97		
<b>Status:</b>	SATISFIED		
<b>Person(s) Entitled:</b>	ULSTER BANK PROVIDENT FUND INVESTMENTS LIMITED		
<b>Amount Secured:</b>	COMPANY'S OBLIGATIONS TO THE CHARGE		
<b>Details:</b>	CERTAIN PRESENT AND FUTURE MACHINERY AND PLANT AT THE COMPANY'S PREMISES AT 24-32 HIGH STREET BROMLEY KENT AS MORE PARTICULARLY DEFINED IN THE LEASES		
<b>Mortgage Type:</b>	REVERSIONARY LEASE		
<b>Date Charge Created:</b>	22/10/75		
<b>Date Charge Registered:</b>	31/10/75		
<b>Date Charge Satisfied:</b>	13/08/97		
<b>Status:</b>	SATISFIED		
<b>Person(s) Entitled:</b>	PENSMAN NOMINEES LIMITED		
<b>Amount Secured:</b>	COMPANY'S OBLIGATIONS TO THE CHARGE		
<b>Details:</b>	CERTAIN PRESENT AND FUTURE MACHINERY AND PLANT AT THE COMPANY'S PREMISES AT 56-72 MARKET PLACE ROMFORD ESSEX AS MORE PARTICULARLY DEFINED IN LEASES		
<b>Mortgage Type:</b>	LEASE		
<b>Date Charge Created:</b>	22/10/75		
<b>Date Charge Registered:</b>	31/10/75		
<b>Date Charge Satisfied:</b>	13/08/97		
<b>Status:</b>	SATISFIED		
<b>Person(s) Entitled:</b>	PENSMAN NOMINEES LIMITED		
<b>Amount Secured:</b>	COMPANY'S OBLIGATIONS TO THE CHARGE		
<b>Details:</b>	CERTAIN PRESENT AND FUTURE MACHINERY AND PLANT AT THE COMPANY'S PREMISES AT 56-72 MARKET PLACE ROMFORD ESSEX AS		

MORE PARTICULARLY DEFINED IN LEASES	
<b>Mortgage Type:</b>	LEGAL CHARGE
<b>Date Charge Created:</b>	15/10/70
<b>Date Charge Registered:</b>	26/10/70
<b>Date Charge Satisfied:</b>	13/08/97
<b>Status:</b>	SATISFIED
<b>Person(s) Entitled:</b>	LLOYDS BANK PLC
<b>Amount Secured:</b>	£2,000,000 SECURED BY TRUST DEED DATED 10/3/43 AND DEED SUPPLEMENTAL THERETO.
<b>Details:</b>	L/H PROPERTY PARTS OF NOS. 30 TO 40 (EVEN) MARYLEBONE LANE, NOS. 14, 14A, 14B, 14C AND PART 15 AND 15AHENRIETTA PLACE AND NOS 74 TO 77 (ALL) WELBECK ST. LONDON BOROUGH OF CITY OF WESTMINSTER.
<b>Mortgage Type:</b>	
<b>Date Charge Created:</b>	-
<b>Date Charge Registered:</b>	12/05/66
<b>Date Charge Satisfied:</b>	23/08/97
<b>Status:</b>	SATISFIED
<b>Person(s) Entitled:</b>	EXCHANGE ASSURANCE
<b>Amount Secured:</b>	
<b>Details:</b>	
<b>Mortgage Type:</b>	
<b>Date Charge Created:</b>	-
<b>Date Charge Registered:</b>	12/05/66
<b>Date Charge Satisfied:</b>	23/08/97
<b>Status:</b>	SATISFIED
<b>Person(s) Entitled:</b>	ROYAL EXCHANGE ASSURANCE ROYAL
<b>Amount Secured:</b>	
<b>Details:</b>	
<b>Mortgage Type:</b>	
<b>Date Charge Created:</b>	-
<b>Date Charge Registered:</b>	07/08/64
<b>Date Charge Satisfied:</b>	23/08/97
<b>Status:</b>	SATISFIED
<b>Person(s) Entitled:</b>	EXCHANGE ASSURANCE
<b>Amount Secured:</b>	
<b>Details:</b>	
<b>Mortgage Type:</b>	
<b>Date Charge Created:</b>	-
<b>Date Charge Registered:</b>	07/08/64
<b>Date Charge Satisfied:</b>	23/08/97
<b>Status:</b>	SATISFIED
<b>Person(s) Entitled:</b>	ROYAL EXCHANGE ASSURANCE ROYAL
<b>Amount Secured:</b>	
<b>Details:</b>	
<b>Mortgage Type:</b>	
<b>Date Charge Created:</b>	-
<b>Date Charge Registered:</b>	14/07/59

**DISCLAIMER :** This Report is **PRIVATE & CONFIDENTIAL** and it is prepared at the request of and for its use by the Subscriber only. The Subscriber shall use the contents of the Report merely as an aid to its business. Mira Inform Private Limited ("MIPL") has collated information/data in the Report, which have not been verified unless otherwise specifically mentioned in the Report. The Subscriber shall independently verify the accuracy and correctness of the information/data before in any way acting upon the same. MIPL shall not be liable for any harm, injury, loss or damage caused to the Subscriber due to default by the Subscriber's debtors/beneficiaries in fulfilling their obligations of any nature whatsoever. This Report or any of its portion shall not be used as a documentary evidence or otherwise before any investigative agencies or forum of law. This Report is confidential and proprietary to MIPL. The Subscriber and/or any other person(s) may not reproduce, publish or disclose any of the contents of the Report to others without the express authorization of MIPL. This Report is prepared and issued to the Subscriber without any risk, responsibility or liability on the part of MIPL or its officials.

Date Charge Satisfied:	23/08/97		
Status:	SATISFIED		
Person(s) Entitled:	ROYAL EXCHANGE ASSURANCE ROYAL		
Amount Secured:			
Details:			
Mortgage Type:			
Date Charge Created:	-		
Date Charge Registered:	14/07/59		
Date Charge Satisfied:	23/08/97		
Status:	SATISFIED		
Person(s) Entitled:	EXCHANGE ASSURANCE		
Amount Secured:			
Details:			
Mortgage Type:	INSTRUMENT OF CHARGE SUPPLEMENTAL TO A TRUST DEED DATED 10 MAR 43		
Date Charge Created:	13/07/56		
Date Charge Registered:	19/07/56		
Date Charge Satisfied:	13/08/97		
Status:	SATISFIED		
Person(s) Entitled:	LLOYDS BANK PLC		
Amount Secured:	£2,000,000 DEBENTURE STOCK		
Details:	F/H BEACON HOUSE (FORMERLY KNOWN AS THEQUEENS HOTEL) CLIFTON BRISTOL		
Mortgage Type:	INSTRUMENT OF CHARGE SUPPLEMENTAL TO A TRUST DEED DATED 10 MAR 43		
Date Charge Created:	13/07/56		
Date Charge Registered:	19/07/56		
Date Charge Satisfied:	13/08/97		
Status:	SATISFIED		
Person(s) Entitled:	LLOYDS BANK PLC		
Amount Secured:	£2,000,000 DEBENTURE STOCK		
Details:	VARIOUS L/H & F/H PROPERTIES IN LONDON FOR DETAILS SEE DOC 174		
Mortgage Type:	CHARGE SUPPLEMENTAL TO A TRUST DEED DATED 10 MAR 1943		
Date Charge Created:	08/02/49		
Date Charge Registered:	11/02/49		
Date Charge Satisfied:	13/08/97		
Status:	SATISFIED		
Person(s) Entitled:	LLOYDS BANK PLC		
Amount Secured:	£2,000,000 DEBENTURE STOCK		
Details:	L/H NO 3 WELBECK WAY ST MARYLEBONE LONDON		
Mortgage Type:	CHARGE SUPPLEMENTAL TO A TRUST DEED DATED 10 MAR 43		
Date Charge Created:	07/05/47		
Date Charge Registered:	21/05/47		
Date Charge Satisfied:	31/07/91		
Status:	SATISFIED		
Person(s) Entitled:	LLOYDS BANK PLC		
Amount Secured:	£2,000,000 DEBENTURE STOCK		

**DISCLAIMER** : This Report is **PRIVATE & CONFIDENTIAL** and it is prepared at the request of and for its use by the Subscriber only. The Subscriber shall use the contents of the Report merely as an aid to its business. Mira Inform Private Limited ("MIPL") has collated information/data in the Report, which have not been verified unless otherwise specifically mentioned in the Report. The Subscriber shall independently verify the accuracy and correctness of the information/data before in any way acting upon the same. MIPL shall not be liable for any harm, injury, loss or damage caused to the Subscriber due to default by the Subscriber's debtors/beneficiaries in fulfilling their obligations of any nature whatsoever. This Report or any of its portion shall not be used as a documentary evidence or otherwise before any investigative agencies or forum of law. This Report is confidential and proprietary to MIPL. The Subscriber and/or any other person(s) may not reproduce, publish or disclose any of the contents of the Report to others without the express authorization of MIPL. This Report is prepared and issued to the Subscriber without any risk, responsibility or liability on the part of MIPL or its officials.

<b>Details:</b>	L/H 85 WIMPOLE STREET & 76 WIMPOLE ST. & 16 WELBECK WAY ST MARYLEBONE LONDON		
<b>Mortgage Type:</b>	CHARGE SUPPLEMENTAL TO TRUST DEED DATED 10 MAR 43		
<b>Date Charge Created:</b>	21/07/43		
<b>Date Charge Registered:</b>	30/07/43		
<b>Date Charge Satisfied:</b>	13/08/97		
<b>Status:</b>	SATISFIED		
<b>Person(s) Entitled:</b>	LLOYDS BANK PLC		
<b>Amount Secured:</b>	£2,000,000 DEBENTURE STOCK		
<b>Details:</b>	VARIOUS L/H & F/H PROPERTIES OF THE COMPANY IN LONDON FOR DETAILS SEE DOC 123		

## **CREDITOR DETAILS**

	<b>Total Number</b>	<b>Total Value</b>
Trade Creditors	<b>0</b>	-
No Creditor Data		

## **TRADE DEBTORS / BAD DEBT DETAIL**

	<b>Total Number of Documented Trade</b>	<b>Total Value of Documented Trade</b>	
Trade Debtors	<b>3</b>	<b>£114,069</b>	
<b>Company Name</b>	<b>Amount</b>	<b>Statement Date</b>	
Lloyd James Ltd	£90,384	13/02/2015	
Water Choice Ltd	£22,673	10/07/2012	
Sterling Power Group Limited	£1,012	16/01/2018	

## **PREVIOUS DIRECTOR/COMPANY SECRETARIES**

<b>Name</b>	<b>Current Active Appointments</b>	<b>Previous Appointments</b>	<b>Dissolved Companies</b>
David Wilson	1	52	38
Michael John Todkill Sharp	0	15	13
John Ormond Davies	0	8	1
John Hodges	0	74	160
James William Murphy	0	12	2
Terence Anthony Green	0	4	3
Peter Thomas Kaurland	0	3	3
Guy Antony Johnson	1	43	39
Guy Antony Johnson	1	43	39
Christopher Kevin	1	73	116

**DISCLAIMER** : This Report is **PRIVATE & CONFIDENTIAL** and it is prepared at the request of and for its use by the Subscriber only. The Subscriber shall use the contents of the Report merely as an aid to its business. Mira Inform Private Limited ("MIPL") has collated information/data in the Report, which have not been verified unless otherwise specifically mentioned in the Report. The Subscriber shall independently verify the accuracy and correctness of the information/data before in any way acting upon the same. MIPL shall not be liable for any harm, injury, loss or damage caused to the Subscriber due to default by the Subscriber's debtors/beneficiaries in fulfilling their obligations of any nature whatsoever. This Report or any of its portion shall not be used as a documentary evidence or otherwise before any investigative agencies or forum of law. This Report is confidential and proprietary to MIPL. The Subscriber and/or any other person(s) may not reproduce, publish or disclose any of the contents of the Report to others without the express authorization of MIPL. This Report is prepared and issued to the Subscriber without any risk, responsibility or liability on the part of MIPL or its officials.

Woodhouse			
Edward Matthew Giles Roberts	0	5	3
Jane Heather Ruth Guillaume	0	6	1
Peter Martyn Betts	0	2	2
Paul Beverley Loft	4	10	8
Andrew Thomas Higginson	1	87	114
Ian Peter Jackman	12	85	95
Ian Peter Jackman	12	85	95
John David Lovering	4	71	63
Philip Oliver Wrigley	5	21	16
Nigel Brian Palmer	0	4	0
Belinda Jane Earl	0	2	1
Robert William Templeman	0	27	36
Richard Conway North	1	23	6
Hugh Rowland Bradley	1	3	0
John Lee Hoerner	3	10	5
Simon Edward Herrick	4	38	34
Suzanne Harlow	0	14	0
<b>Total Persons With Significant Control</b>	1	<b>Total Statements</b>	0
<b>Active</b>	1	<b>Active</b>	0
<b>Ceased</b>	0	<b>Ceased</b>	0

## **ACTIVE PERSONS WITH SIGNIFICANT CONTROL**

<b>Name</b>	Debenhams Group Holdings Limited	<b>Kind</b>	Corporate Entity With Significant Control
<b>Address</b>	10 Brock Street, Regent's Place, London	<b>Notified On</b>	06/04/2016
<b>Post Code</b>	NW1 3FG	<b>Legal Form</b>	Private Limited Company
<b>Authority</b>	Companies Act 2006	<b>Place Registered</b>	Debenhams Retail Plc
<b>Country Registered</b>	United Kingdom	<b>Registration Number</b>	3430071
<b>Nature Of Control</b>	Ownership Of Shares 75 To 100 Percent,Ownership Of Shares 75 To 100 Percent As Firm,Voting Rights 75 To 100 Percent,Voting Rights 75 To 100 Percent As Firm,Right To Appoint And Remove Directors,Significant Influence Or Control As Firm		

### **Ceased Persons With Significant Control**

No Ceased Persons With Significant Control To Display



**MIRA INFORM PRIVATE LIMITED**  
605, Palmspring, Near D'Mart, Link Road,  
Malad (West), Mumbai - 400 064. INDIA  
Tel : 91-22-40448000 (44 lines)  
Fax : 91-22-40448045 / 40448046  
E-mail : mira@mirainform.com  
info@mirainform.com  
Website : <http://www.mirainform.com>  
<http://www.miraglobalcheck.com>  
<http://www.miraglobalcollections.com>

**Active Statements**

No Active Statements To Display

**Ceased Statements**

No Ceased Statements To Display

**DISCLAIMER** : This Report is **PRIVATE & CONFIDENTIAL** and it is prepared at the request of and for its use by the Subscriber only. The Subscriber shall use the contents of the Report merely as an aid to its business. Mira Inform Private Limited ("MIPL") has collated information/data in the Report, which have not been verified unless otherwise specifically mentioned in the Report. The Subscriber shall independently verify the accuracy and correctness of the information/data before in any way acting upon the same. MIPL shall not be liable for any harm, injury, loss or damage caused to the Subscriber due to default by the Subscriber's debtors/beneficiaries in fulfilling their obligations of any nature whatsoever. This Report or any of its portion shall not be used as a documentary evidence or otherwise before any investigative agencies or forum of law. This Report is confidential and proprietary to MIPL. The Subscriber and/or any other person(s) may not reproduce, publish or disclose any of the contents of the Report to others without the express authorization of MIPL. This Report is prepared and issued to the Subscriber without any risk, responsibility or liability on the part of MIPL or its officials.

**FOREIGN EXCHANGE RATES**

Currency	Unit	Indian Rupees
US Dollar	1	INR 71.54
UK Pound	1	INR 90.31
Euro	1	INR 81.34
GBP	1	INR 90.46

**Note :** Above are approximate rates obtained from sources believed to be correct

**INFORMATION DETAILS**

<b>Analysis Done by :</b>	VIVR
<b>Report Prepared by :</b>	NIT

**DISCLAIMER :** This Report is **PRIVATE & CONFIDENTIAL** and it is prepared at the request of and for its use by the Subscriber only. The Subscriber shall use the contents of the Report merely as an aid to its business. Mira Inform Private Limited ("MIPL") has collated information/data in the Report, which have not been verified unless otherwise specifically mentioned in the Report. The Subscriber shall independently verify the accuracy and correctness of the information/data before in any way acting upon the same. MIPL shall not be liable for any harm, injury, loss or damage caused to the Subscriber due to default by the Subscriber's debtors/beneficiaries in fulfilling their obligations of any nature whatsoever. This Report or any of its portion shall not be used as a documentary evidence or otherwise before any investigative agencies or forum of law. This Report is confidential and proprietary to MIPL. The Subscriber and/or any other person(s) may not reproduce, publish or disclose any of the contents of the Report to others without the express authorization of MIPL. This Report is prepared and issued to the Subscriber without any risk, responsibility or liability on the part of MIPL or its officials.

**RATING EXPLANATIONS**

Credit Rating	Explanation	Rating Comments
A++	Minimum Risk	Business dealings permissible with minimum risk of default
A+	Low Risk	Business dealings permissible with low risk of default
A	Acceptable Risk	Business dealings permissible with moderate risk of default
B	Medium Risk	Business dealings permissible on a regular monitoring basis
C	Medium High Risk	Business dealings permissible preferably on secured basis
D	High Risk	Business dealing not recommended or on secured terms only
NB	New Business	No recommendation can be done due to business in infancy stage
NT	No Trace	No recommendation can be done as the business is not traceable

NB is stated where there is insufficient information to facilitate rating. However, it is not to be considered as unfavourable.

This score serves as a reference to assess SC's credit risk and to set the amount of credit to be extended. It is calculated from a composite of weighted scores obtained from each of the major sections of this report. The assessed factors are as follows:

- Financial condition covering various ratios
- Company background and operations size
- Promoters / Management background
- Payment record
- Litigation against the subject
- Industry scenario / competitor analysis
- Supplier / Customer / Banker review (wherever available)