

## MIRA INFORM REPORT

Report No. :	545324
Report Date :	14.12.2018

### IDENTIFICATION DETAILS

Name :	DEIGHTON MANUFACTURING (UK) LIMITED
Registered Office :	Gibson Street, Leeds Road, Bradford, BD3 9TR
Country :	United Kingdom
Financials (as on) :	31.12.2017
Date of Incorporation :	01.11.2000
Com. Reg. No.:	04100204
Legal Form :	Private Limited with Share Capital
Line of Business :	<ul style="list-style-type: none"> <li>Other business support service activities n.e.c.</li> <li>Manufacture for food, beverage and tobacco, sandwich preparing equipment and good stiff forming.</li> </ul>
No. of Employees :	47

### RATING & COMMENTS

(Mira Inform has adopted New Rating mechanism w.e.f. 23<sup>rd</sup> January 2017)

MIRA's Rating :	A
-----------------	---

Credit Rating	Explanation	Rating Comments
A	Acceptable Risk	Business dealings permissible with moderate risk of default

Status :	Satisfactory
Payment Behaviour :	Slow but correct
Litigation :	Clear

### NOTES :

**DISCLAIMER :** This Report is **PRIVATE & CONFIDENTIAL** and it is prepared at the request of and for its use by the Subscriber only. The Subscriber shall use the contents of the Report merely as an aid to its business. Mira Inform Private Limited ("MIPL") has collated information/data in the Report, which have not been verified unless otherwise specifically mentioned in the Report. The Subscriber shall independently verify the accuracy and correctness of the information/data before in any way acting upon the same. MIPL shall not be liable for any harm, injury, loss or damage caused to the Subscriber due to default by the Subscriber's debtors/beneficiaries in fulfilling their obligations of any nature whatsoever. This Report or any of its portion shall not be used as a documentary evidence or otherwise before any investigative agencies or forum of law. This Report is confidential and proprietary to MIPL. The Subscriber and/or any other person(s) may not reproduce, publish or disclose any of the contents of the Report to others without the express authorization of MIPL. This Report is prepared and issued to the Subscriber without any risk, responsibility or liability on the part of MIPL or its officials.

Any query related to this report can be made on e-mail : [infodept@mirainform.com](mailto:infodept@mirainform.com) while quoting report number, name and date.

**ECGC Country Risk Classification List**

Country Name	Previous Rating (30.06.2018)	Current Rating (30.09.2018)
United Kingdom	A1	A1

Risk Category	ECGC Classification
Insignificant	A1
Low Risk	A2
Moderately Low Risk	B1
Moderate Risk	B2
Moderately High Risk	C1
High Risk	C2
Very High Risk	D

**UNITED KINGDOM - ECONOMIC OVERVIEW**

The UK, a leading trading power and financial center, is the third largest economy in Europe after Germany and France. Agriculture is intensive, highly mechanized, and efficient by European standards, producing about 60% of food needs with less than 2% of the labor force. The UK has large coal, natural gas, and oil resources, but its oil and natural gas reserves are declining; the UK has been a net importer of energy since 2005. Services, particularly banking, insurance, and business services, are key drivers of British GDP growth. Manufacturing, meanwhile, has declined in importance but still accounts for about 10% of economic output.

In 2008, the global financial crisis hit the economy particularly hard, due to the importance of its financial sector. Falling home prices, high consumer debt, and the global economic slowdown compounded the UK's economic problems, pushing the economy into recession in the latter half of 2008 and prompting the then BROWN (Labour) government to implement a number of measures to stimulate the economy and stabilize the financial markets. Facing burgeoning public deficits and debt levels, in 2010 the then CAMERON-led coalition government (between Conservatives and Liberal Democrats) initiated an austerity program, which has continued under the Conservative government. However, the deficit still remains one of the highest in the G7, standing at 3.6% of GDP as of 2017, and the UK has pledged to lower its corporation tax from 20% to 17% by 2020. The UK had a debt burden of 90.4% GDP at the end of 2017.

The UK economy has begun to slow since the referendum vote to leave the EU in June 2016. A sustained depreciation of the British pound has increased consumer and producer prices, weighing on consumer spending without spurring a meaningful increase in exports. The UK has an extensive trade relationship with other EU members through its single market membership, and economic observers have warned the exit will jeopardize its position as the central location for European financial services. Prime Minister MAY is seeking a new "deep and special" trade relationship with the EU following the UK's exit. However, economists doubt that the UK will be able to preserve the benefits of EU membership without the obligations. The UK is expected to officially leave the EU by the end of March 2019.

Source : CIA

## **COMPANY NAME**

DEIGHTON MANUFACTURING (UK) LIMITED

## **COMPANY SUMMARY**

### **Registered Address**

Gibson Street  
Leeds Road  
Bradford  
BD3 9TR

### **Trading Address**

Gibson Street  
Leeds Road  
Bradford  
West Yorkshire  
BD3 9TR

<b>Website Address</b>	<a href="http://www.deightonmanufacturing.co.uk">http://www.deightonmanufacturing.co.uk</a>
<b>Company Number</b>	04100204
<b>Telephone Number</b>	01274668771
<b>Fax Number</b>	-
<b>TPS</b>	No
<b>FPS</b>	Yes
<b>Incorporation Date</b>	01/11/2000
<b>Previous Name</b>	-
<b>Type</b>	Private Limited with Share Capital
<b>FTSE Index</b>	-
<b>Date of Change</b>	-
<b>Filing Date of Accounts</b>	17/05/2018
<b>Currency</b>	GBP
<b>Share Capital</b>	£50,000
<b>SIC07</b>	82990
<b>Charity Number</b>	-
<b>SIC07 Description</b>	Other business support service activities n.e.c.
<b>Principal Activity</b>	Manufacture for food, beverage and tobacco, sandwich preparing equipment and good stiff forming.

## **ADDITIONAL INFORMATION**

### **CCJ's**

0 (£0)

**DISCLAIMER** : This Report is **PRIVATE & CONFIDENTIAL** and it is prepared at the request of and for its use by the Subscriber only. The Subscriber shall use the contents of the Report merely as an aid to its business. Mira Inform Private Limited ("MIPL") has collated information/data in the Report, which have not been verified unless otherwise specifically mentioned in the Report. The Subscriber shall independently verify the accuracy and correctness of the information/data before in any way acting upon the same. MIPL shall not be liable for any harm, injury, loss or damage caused to the Subscriber due to default by the Subscriber's debtors/beneficiaries in fulfilling their obligations of any nature whatsoever. This Report or any of its portion shall not be used as a documentary evidence or otherwise before any investigative agencies or forum of law. This Report is confidential and proprietary to MIPL. The Subscriber and/or any other person(s) may not reproduce, publish or disclose any of the contents of the Report to others without the express authorization of MIPL. This Report is prepared and issued to the Subscriber without any risk, responsibility or liability on the part of MIPL or its officials.

No CCJ Information To Display

Ultimate Holding Company -  
Accountant -  
Mortgages 3  
Trade Debtors -  
Group 0 companies  
Linkages 0 companies  
Countries In 0 countries

## **KEY FINANCIALS**

Year to Date	Turnover	Pre Tax Profit	Shareholder	Funds Employees
31.12.2017	-	-	£935,394	47
31.12.2016	-	-	£591,041	43
31.12.2015	-	-	£1,039,135	40

## **MORTGAGE SUMMARY**

Total Mortgage 3  
Outstanding 1  
Satisfied 2

## **TRADE DEBTORS / BAD DEBT SUMMARY**

Total Number of Documented Trade 3  
Total Value of Documented Trade £1,334

## **COMMENTARY**

This company has been treated as a Small company.
This company has only made late payments on a low percentage of invoices.
The latest Balance Sheet indicates a positive net working capital position.
The latest cash balances represent a positive level in terms of the overall outstanding creditor obligations.
There has been an increase in shareholders funds compared with the previous balance sheet.
This company trades in an industry with a moderate level of corporate failures.

**DISCLAIMER** : This Report is **PRIVATE & CONFIDENTIAL** and it is prepared at the request of and for its use by the Subscriber only. The Subscriber shall use the contents of the Report merely as an aid to its business. Mira Inform Private Limited ("MIPL") has collated information/data in the Report, which have not been verified unless otherwise specifically mentioned in the Report. The Subscriber shall independently verify the accuracy and correctness of the information/data before in any way acting upon the same. MIPL shall not be liable for any harm, injury, loss or damage caused to the Subscriber due to default by the Subscriber's debtors/beneficiaries in fulfilling their obligations of any nature whatsoever. This Report or any of its portion shall not be used as a documentary evidence or otherwise before any investigative agencies or forum of law. This Report is confidential and proprietary to MIPL. The Subscriber and/or any other person(s) may not reproduce, publish or disclose any of the contents of the Report to others without the express authorization of MIPL. This Report is prepared and issued to the Subscriber without any risk, responsibility or liability on the part of MIPL or its officials.

## CCJ

Total Number of Exact CCJs -	0	Total Value of Exact CCJs -	
Total Number of Possible CCJs -	0	Total Value of Possible CCJs -	
Total Number of Satisfied CCJs -	0	Total Value of Satisfied CCJs -	
Total Number of Writs -	-		

Total Current Directors	4	Total Current Secretaries	2
Total Previous Directors / Company Secretaries	2	Total Person's With Significant Control	2

## CURRENT DIRECTORS

<b>Title</b>	Mr	<b>Function</b>	Director
<b>Name</b>	Andrew Lyle Hamilton	<b>Nationality</b>	British
<b>Date of Birth</b>	01/1956	<b>Present Appointments</b>	2
<b>Latest Address</b>	Gibson Street Leeds Road, Bradford, West Yorkshire	<b>Appointment Date</b>	01/11/2000
<b>Post Code</b>	BD3 9TR		
<b>Title</b>	Mr	<b>Function</b>	Director
<b>Name</b>	John Patrick Wade	<b>Nationality</b>	British
<b>Date of Birth</b>	10/1967	<b>Present Appointments</b>	2
<b>Latest Address</b>	37 Timble Grove, Harrogate, North Yorkshire	<b>Appointment Date</b>	01/11/2000
<b>Post Code</b>	HG1 2BJ		
<b>Title</b>	Mr	<b>Function</b>	Director
<b>Name</b>	John Patrick Wade	<b>Nationality</b>	British
<b>Date of Birth</b>	10/1967	<b>Present Appointments</b>	2
<b>Latest Address</b>	Gibson Street Leeds Road, Bradford, West Yorkshire	<b>Appointment Date</b>	01/11/2000
<b>Post Code</b>	BD3 9TR		
<b>Title</b>	Miss	<b>Function</b>	Director
<b>Name</b>	Jordana Lucy Hamilton	<b>Nationality</b>	British
<b>Date of Birth</b>	02/1980	<b>Present Appointments</b>	1
<b>Latest Address</b>	Gibson Street, Leeds Road, Bradford, West Yorkshire	<b>Appointment Date</b>	01/01/2016
<b>Post Code</b>	BD3 9TR		

**DISCLAIMER** : This Report is **PRIVATE & CONFIDENTIAL** and it is prepared at the request of and for its use by the Subscriber only. The Subscriber shall use the contents of the Report merely as an aid to its business. Mira Inform Private Limited ("MIPL") has collated information/data in the Report, which have not been verified unless otherwise specifically mentioned in the Report. The Subscriber shall independently verify the accuracy and correctness of the information/data before in any way acting upon the same. MIPL shall not be liable for any harm, injury, loss or damage caused to the Subscriber due to default by the Subscriber's debtors/beneficiaries in fulfilling their obligations of any nature whatsoever. This Report or any of its portion shall not be used as a documentary evidence or otherwise before any investigative agencies or forum of law. This Report is confidential and proprietary to MIPL. The Subscriber and/or any other person(s) may not reproduce, publish or disclose any of the contents of the Report to others without the express authorization of MIPL. This Report is prepared and issued to the Subscriber without any risk, responsibility or liability on the part of MIPL or its officials.






## **CURRENT COMPANY SECRETARY**

<b>Title</b>	Mr	<b>Function</b>	Company Secretary
<b>Name</b>	John Patrick Wade	<b>Nationality</b>	British
<b>Date of Birth</b>	10/1967	<b>Present Appointments</b>	4
<b>Latest Address</b>	37 Timble Grove, Harrogate, Yorkshire North	<b>Appointment Date</b>	01/11/2000
<b>Post Code</b>	HG1 2BJ		
<b>Title</b>	Mr	<b>Function</b>	Company Secretary
<b>Name</b>	John Patrick Wade	<b>Nationality</b>	British
<b>Date of Birth</b>	10/1967	<b>Present Appointments</b>	2
<b>Latest Address</b>	Flat 7, Stray Towers, Harrogate, Yorkshire North	<b>Appointment Date</b>	01/11/2000
<b>Post Code</b>	HG2 0LJ		

## **TOP SHAREHOLDERS**

Name	Currency	Share Count	Share Type	Nominal Value	% of Total Share Count
MR ANDREW LYLE HAMILTON	GBP	28,225	ORDINARY	1	56.45
MR JOHN PATRICK WADE	GBP	21,775	ORDINARY	1	43.55











## **PROFIT & LOSS**

	Date Of Accounts	31/12/17	(%)	31/12/16	(%)	31/12/15	(%)	31/12/14	(%)	31/12/13
	<b>Weeks</b>	<b>52</b>	<b>(%)</b>	<b>52</b>	<b>(%)</b>	<b>52</b>	<b>(%)</b>	<b>52</b>	<b>(%)</b>	<b>52</b>
	<b>Currency</b>	<b>GBP</b>	<b>(%)</b>	<b>GBP</b>	<b>(%)</b>	<b>GBP</b>	<b>(%)</b>	<b>GBP</b>	<b>(%)</b>	<b>GBP</b>
	<b>Consolidated A/cs</b>	<b>N</b>	<b>(%)</b>	<b>N</b>	<b>(%)</b>	<b>N</b>	<b>(%)</b>	<b>N</b>	<b>(%)</b>	<b>N</b>
	<b>Turnover</b>	-	-	-	-	-	-	-	-	-
	Export	-	-	-	-	-	-	-	-	-
	Cost of Sales	-	-	-	-	-	-	-	-	-
	Gross Profit	-	-	-	-	-	-	-	-	-
	Wages & Salaries	-	-	-	-	-	-	-	-	-












**DISCLAIMER** : This Report is **PRIVATE & CONFIDENTIAL** and it is prepared at the request of and for its use by the Subscriber only. The Subscriber shall use the contents of the Report merely as an aid to its business. Mira Inform Private Limited ("MIPL") has collated information/data in the Report, which have not been verified unless otherwise specifically mentioned in the Report. The Subscriber shall independently verify the accuracy and correctness of the information/data before in any way acting upon the same. MIPL shall not be liable for any harm, injury, loss or damage caused to the Subscriber due to default by the Subscriber's debtors/beneficiaries in fulfilling their obligations of any nature whatsoever. This Report or any of its portion shall not be used as a documentary evidence or otherwise before any investigative agencies or forum of law. This Report is confidential and proprietary to MIPL. The Subscriber and/or any other person(s) may not reproduce, publish or disclose any of the contents of the Report to others without the express authorization of MIPL. This Report is prepared and issued to the Subscriber without any risk, responsibility or liability on the part of MIPL or its officials.

**DEIGHTON MANUFACTURING (UK) LIMITED - 545324**

**PAGE NO. : 8**

	Directors Emoluments	-	-	-	-	-	-	-	-	-
	<b>Operating Profit</b>	-	-	-	-	-	-	-	-	-
	Depreciation	£125,535	21.2%	£103,588	10.3%	£93,953	27.6%	£73,643	17.4%	£62,741
	Audit Fees	-	-	-	-	-	-	-	-	-
	Interest Payments	-	-	-	-	-	-	-	-	-
	<b>Pre Tax Profit</b>	-	-	-	-	-	-	-	-	-
	Taxation	-	-	-	-	-	-	-	-	-
	Profit After Tax	-	-	-	-	-	-	-	-	-
	Dividends Payable	-	-	-	-	-	-	-	-	-
	<b>Retained Profit</b>	-	-	-	-	-	-	-	-	-

**BALANCE SHEET**

	Date Of Accounts	31/12/17	(%)	31/12/16	(%)	31/12/15	(%)	31/12/14	(%)	31/12/13
	Tangible Assets	£373,297	23.5%	£302,367	12.6%	£268,562	33.8%	£200,705	34%	£149,808
	Intangible Assets	0	-	0	-	0	-	0	-	0
	<b>Total Fixed Assets</b>	<b>£373,297</b>	<b>23.5%</b>	<b>£302,367</b>	<b>12.6%</b>	<b>£268,562</b>	<b>33.8%</b>	<b>£200,705</b>	<b>34%</b>	<b>£149,808</b>
	Stock	£750,541	45.7%	£514,980	-7.9%	£559,136	19.6%	£467,566	-5.8%	£496,266
	Trade Debtors	£942,821	46.5%	£643,391	27%	£506,478	-26.6%	£690,041	55.2%	£444,525
	Cash	£639,722	-31.3%	£931,628	71.5%	£543,218	122.1%	£244,597	-45.3%	£446,912
	Other Debtors	£89,501	131.7%	£38,624	-19%	£47,687	-	0	-	0
	Miscellaneous Current Assets	0	-	0	-	0	-	0	-	0
	<b>Total Current Assets</b>	<b>£2,422,585</b>	<b>13.8%</b>	<b>£2,128,623</b>	<b>28.5%</b>	<b>£1,656,519</b>	<b>18.1%</b>	<b>£1,402,204</b>	<b>1%</b>	<b>£1,387,703</b>
	Trade Creditors	£977,129	24.7%	£783,632	103.8%	£384,429	-40.3%	£644,212	-29.3%	£911,496
	Bank Loans	0	-	0	-	£61,217	-	0	-	0

**DISCLAIMER** : This Report is **PRIVATE & CONFIDENTIAL** and it is prepared at the request of and for its use by the Subscriber only. The Subscriber shall use the contents of the Report merely as an aid to its business. Mira Inform Private Limited ("MIPL") has collated information/data in the Report, which have not been verified unless otherwise specifically mentioned in the Report. The Subscriber shall independently verify the accuracy and correctness of the information/data before in any way acting upon the same. MIPL shall not be liable for any harm, injury, loss or damage caused to the Subscriber due to default by the Subscriber's debtors/beneficiaries in fulfilling their obligations of any nature whatsoever. This Report or any of its portion shall not be used as a documentary evidence or otherwise before any investigative agencies or forum of law. This Report is confidential and proprietary to MIPL. The Subscriber and/or any other person(s) may not reproduce, publish or disclose any of the contents of the Report to others without the express authorization of MIPL. This Report is prepared and issued to the Subscriber without any risk, responsibility or liability on the part of MIPL or its officials.

**DEIGHTON MANUFACTURING (UK) LIMITED - 545324**

**PAGE NO. : 9**

	& Overdrafts				100%					
	Other Short Term Finance	£94,008	44.6%	£65,000	-	0	-	0	-	0
	Miscellaneous Current Liabilities	£603,927	-25.8%	£813,505	238.9%	£240,035	-	0	-	0
	<b>Total Current Liabilities</b>	<b>£1,675,064</b>	<b>0.8%</b>	<b>£1,662,137</b>	<b>142.4%</b>	<b>£685,681</b>	<b>6.4%</b>	<b>£644,212</b>	<b>-29.3%</b>	<b>£911,496</b>
	Bank Loans & Overdrafts and LTL	£185,424	4.3%	£177,812	-32%	£261,482	158%	£101,367	999.9%	£7,158
	Other Long Term Finance	£145,117	-6.1%	£154,498	-12.1%	£175,813	-	0	-	0
	<b>Total Long Term Liabilities</b>	<b>£185,424</b>	<b>4.3%</b>	<b>£177,812</b>	<b>-11.2%</b>	<b>£200,265</b>	<b>97.6%</b>	<b>£101,367</b>	<b>999.9%</b>	<b>£7,158</b>

**CAPITAL & RESERVES**

	Date Of Accounts	31/12/17	(%)	31/12/16	(%)	31/12/15	(%)	31/12/14	(%)	31/12/13
	Called Up Share Capital	£50,000	-	£50,000	-	£50,000	-	£50,000	-	£50,000
	P & L Account Reserve	£885,394	63.6%	£541,041	45.3%	£989,135	22.5%	£807,330	41.9%	£568,857
	Revaluation Reserve	-	-	-	-	-	-	-	-	-
	Sundry Reserves	-	-	-	-	-	-	-	-	-
	<b>Shareholder Funds</b>	<b>£935,394</b>	<b>58.3%</b>	<b>£591,041</b>	<b>43.1%</b>	<b>£1,039,135</b>	<b>21.2%</b>	<b>£857,330</b>	<b>38.5%</b>	<b>£618,857</b>






**OTHER FINANCIAL ITEMS**

	Date Of Account	31/12/17	(%)	31/12/16	(%)	31/12/15	(%)	31/12/14	(%)	31/12/13
--	-----------------	----------	-----	----------	-----	----------	-----	----------	-----	----------





**DISCLAIMER** : This Report is **PRIVATE & CONFIDENTIAL** and it is prepared at the request of and for its use by the Subscriber only. The Subscriber shall use the contents of the Report merely as an aid to its business. Mira Inform Private Limited ("MIPL") has collated information/data in the Report, which have not been verified unless otherwise specifically mentioned in the Report. The Subscriber shall independently verify the accuracy and correctness of the information/data before in any way acting upon the same. MIPL shall not be liable for any harm, injury, loss or damage caused to the Subscriber due to default by the Subscriber's debtors/beneficiaries in fulfilling their obligations of any nature whatsoever. This Report or any of its portion shall not be used as a documentary evidence or otherwise before any investigative agencies or forum of law. This Report is confidential and proprietary to MIPL. The Subscriber and/or any other person(s) may not reproduce, publish or disclose any of the contents of the Report to others without the express authorization of MIPL. This Report is prepared and issued to the Subscriber without any risk, responsibility or liability on the part of MIPL or its officials.

**DEIGHTON MANUFACTURING (UK) LIMITED - 545324**



**PAGE NO. : 10**

	<b>s</b>									
	Net Worth	£935,394	58.3 %	£591,041	- 43.1%	£1,039,135	21.2 %	£857,330	38.5 %	£618,857
	Working Capital	£747,521	60.2 %	£466,486	-52%	£970,838	28.1 %	£757,992	59.2 %	£476,207
	Total Assets	£2,795,882	15%	£2,430,990	26.3%	£1,925,081	20.1 %	£1,602,909	4.3%	£1,537,511
	Total Liabilities	£1,860,488	1.1%	£1,839,949	107.7 %	£885,946	18.8 %	£745,579	- 18.8 %	£918,654
	Net Assets	£935,394	58.3 %	£591,041	- 43.1%	£1,039,135	21.2 %	£857,330	38.5 %	£618,857

**CASH FLOW**















	<b>Date Of Accounts</b>	<b>31/12/17</b>	<b>(%)</b>	<b>31/12/16</b>	<b>(%)</b>	<b>31/12/15</b>	<b>(%)</b>	<b>31/12/14</b>	<b>(%)</b>	<b>31/12/13</b>
	Net Cashflow from Operations	-	-	-	-	-	-	-	-	-
	Net Cashflow before Financing	-	-	-	-	-	-	-	-	-
	Net Cashflow from Financing	-	-	-	-	-	-	-	-	-
	Increase in Cash	-	-	-	-	-	-	-	-	-

**MISCELLANEOUS**

	<b>Date Of Accounts</b>	<b>31/12/17</b>	<b>(%)</b>	<b>31/12/16</b>	<b>(%)</b>	<b>31/12/15</b>	<b>(%)</b>	<b>31/12/14</b>	<b>(%)</b>	<b>31/12/13</b>
	Contingent Liability	NO	-	NO	-	NO	-	NO	-	NO
	Capital Employed	£1,120,818	45.8 %	£768,853	- 38%	£1,239,400	29.3 %	£958,697	53.1 %	£626,015
	Number of Employees	47	9.3%	43	7.5 %	40	-	-	-	-
	Accountants									
	Auditors									
	Auditor Comments	The company is exempt from audit								
	Bankers									
	Bank Branch Code									

**DISCLAIMER** : This Report is **PRIVATE & CONFIDENTIAL** and it is prepared at the request of and for its use by the Subscriber only. The Subscriber shall use the contents of the Report merely as an aid to its business. Mira Inform Private Limited ("MIPL") has collated information/data in the Report, which have not been verified unless otherwise specifically mentioned in the Report. The Subscriber shall independently verify the accuracy and correctness of the information/data before in any way acting upon the same. MIPL shall not be liable for any harm, injury, loss or damage caused to the Subscriber due to default by the Subscriber's debtors/beneficiaries in fulfilling their obligations of any nature whatsoever. This Report or any of its portion shall not be used as a documentary evidence or otherwise before any investigative agencies or forum of law. This Report is confidential and proprietary to MIPL. The Subscriber and/or any other person(s) may not reproduce, publish or disclose any of the contents of the Report to others without the express authorization of MIPL. This Report is prepared and issued to the Subscriber without any risk, responsibility or liability on the part of MIPL or its officials.

## **RATIOS**

	<b>Date Of Accounts</b>	<b>31/12/17</b>	<b>31/12/16</b>	<b>31/12/15</b>	<b>31/12/14</b>	<b>31/12/13</b>
	Pre-tax profit margin %	-	-	-	-	-
	Current ratio	1.45	1.28	2.42	2.18	1.52
	Sales/Net Working Capital	-	-	-	-	-
	Gearing %	19.80	30.10	25.20	11.80	1.20
	Equity in %	33.50	24.30	54	53.50	40.30
	Creditor Days	-	-	-	-	-
	Debtor Days	-	-	-	-	-
	Liquidity/Acid Test	0.99	0.97	1.60	1.45	0.97
	Return On Capital Employed %	-	-	-	-	-
	Return On Total Assets Employed %	-	-	-	-	-
	Current Debt Ratio	1.79	2.81	0.65	0.75	1.47
	Total Debt Ratio	1.98	3.11	0.85	0.86	1.48
	Stock Turnover Ratio %	-	-	-	-	-
	Return on Net Assets Employed %	-	-	-	-	-

### **Report Notes**

There are no notes to display.

### **Status History**

No Status History found

## **EVENT HISTORY**

<b>Date</b>	<b>Description</b>
03/10/2018	Confirmation Statement
23/05/2018	New Accounts Filed
23/05/2018	New Accounts Filed
16/10/2017	Confirmation Statement
09/10/2017	New Accounts Filed
09/10/2017	New Accounts Filed

**DISCLAIMER** : This Report is **PRIVATE & CONFIDENTIAL** and it is prepared at the request of and for its use by the Subscriber only. The Subscriber shall use the contents of the Report merely as an aid to its business. Mira Inform Private Limited ("MIPL") has collated information/data in the Report, which have not been verified unless otherwise specifically mentioned in the Report. The Subscriber shall independently verify the accuracy and correctness of the information/data before in any way acting upon the same. MIPL shall not be liable for any harm, injury, loss or damage caused to the Subscriber due to default by the Subscriber's debtors/beneficiaries in fulfilling their obligations of any nature whatsoever. This Report or any of its portion shall not be used as a documentary evidence or otherwise before any investigative agencies or forum of law. This Report is confidential and proprietary to MIPL. The Subscriber and/or any other person(s) may not reproduce, publish or disclose any of the contents of the Report to others without the express authorization of MIPL. This Report is prepared and issued to the Subscriber without any risk, responsibility or liability on the part of MIPL or its officials.

19/10/2016	Annual Returns
18/10/2016	New Board Member Miss J.L. Hamilton appointed
17/10/2016	New Accounts Filed
07/09/2016	Payment Data Update Received
08/11/2015	Annual Returns
12/10/2015	New Accounts Filed
27/10/2014	Annual Returns
20/10/2014	New Accounts Filed
23/10/2013	Annual Returns

**Previous Company Names**

No Previous Names found

**Writ Details**

No writs found

**Statistics**

<b>Group</b>	-
<b>Linkages</b>	0 companies
<b>Countries</b>	In 0 countries

**SUMMARY**

<b>Holding Company</b>	-
<b>Ownership Status</b>	
<b>Ultimate Holding Company</b>	-

**Group StructureFull**

No Group Structure

**MORTGAGE DETAILS**

<b>Mortgage Type:</b>	DEBENTURE
<b>Date Charge Created:</b>	11/01/08
<b>Date Charge Registered:</b>	16/01/08
<b>Date Charge Satisfied:</b>	-
<b>Status:</b>	OUTSTANDING
<b>Person(s) Entitled:</b>	NATIONAL WESTMINSTER BANK PLC
<b>Amount Secured:</b>	ALL MONIES DUE OR TO BECOME DUE FROM THE COMPANY TO THE CHARGE ON ANY ACCOUNT WHATSOEVER
<b>Details:</b>	FIXED AND FLOATING CHARGES OVER THE UNDERTAKING AND ALL PROPERTY AND ASSETS PRESENT AND FUTURE INCLUDING GOODWILL UNCALLED CAPITAL BUILDINGS FIXTURES PLANT ANDMACHINERY

**DISCLAIMER** : This Report is **PRIVATE & CONFIDENTIAL** and it is prepared at the request of and for its use by the Subscriber only. The Subscriber shall use the contents of the Report merely as an aid to its business. Mira Inform Private Limited ("MIPL") has collated information/data in the Report, which have not been verified unless otherwise specifically mentioned in the Report. The Subscriber shall independently verify the accuracy and correctness of the information/data before in any way acting upon the same. MIPL shall not be liable for any harm, injury, loss or damage caused to the Subscriber due to default by the Subscriber's debtors/beneficiaries in fulfilling their obligations of any nature whatsoever. This Report or any of its portion shall not be used as a documentary evidence or otherwise before any investigative agencies or forum of law. This Report is confidential and proprietary to MIPL. The Subscriber and/or any other person(s) may not reproduce, publish or disclose any of the contents of the Report to others without the express authorization of MIPL. This Report is prepared and issued to the Subscriber without any risk, responsibility or liability on the part of MIPL or its officials.

**DEIGHTON MANUFACTURING (UK) LIMITED - 545324**

**PAGE NO. : 13**

<b>Mortgage Type:</b>	DEBENTURE		
<b>Date Charge Created:</b>	08/02/01		
<b>Date Charge Registered:</b>	13/02/01		
<b>Date Charge Satisfied:</b>	01/07/08		
<b>Status:</b>	SATISFIED		
<b>Person(s) Entitled:</b>	HSBC BANK PLC		
<b>Amount Secured:</b>	ALL MONIES DUE OR TO BECOME DUE FROM THE COMPANY TO THE CHARGEES ON ANY ACCOUNT WHATSOEVER		
<b>Details:</b>	FIXED AND FLOATING CHARGES OVER THE UNDERTAKING AND ALL PROPERTY AND ASSETS PRESENT AND FUTURE INCLUDING GOODWILL BOOKDEBTS UNCALLED CAPITAL BUILDINGS FIXTURES FIXED PLANT AND MACHINERY		
<b>Mortgage Type:</b>	DEBENTURE		
<b>Date Charge Created:</b>	31/01/01		
<b>Date Charge Registered:</b>	03/02/01		
<b>Date Charge Satisfied:</b>	01/07/08		
<b>Status:</b>	SATISFIED		
<b>Person(s) Entitled:</b>	YORKSHIRE ENTERPRISE FINANCE LIMITED		
<b>Amount Secured:</b>	ALL MONIES DUE OR TO BECOME DUE FROM THE COMPANY TO THE CHARGEES ON ANY ACCOUNT WHATSOEVER		
<b>Details:</b>	FIXED AND FLOATING CHARGES OVER THE UNDERTAKING AND ALL PROPERTY AND ASSETS PRESENT AND FUTURE INCLUDING GOODWILL BOOKDEBTS UNCALLED CAPITAL BUILDINGS FIXTURES FIXED PLANT AND MACHINERY		

**Creditor Details**

	<b>Total Number</b>	<b>Total Value</b>
Trade Creditors	<b>0</b>	<b>-</b>
No Creditor Data		

**TRADE DEBTORS / BAD DEBT DETAIL**

	<b>Total Number of Documented Trade</b>	<b>Total Value of Documented Trade</b>	
Trade Debtors	<b>3</b>	<b>£1,334</b>	
<b>Company Name</b>	<b>Amount</b>	<b>Statement Date</b>	
Seacatch (UK) Limited	£699	07/12/2016	
Robinson And Ardern Limited	£359	11/11/2013	
Oliver Adams Ltd	£276	05/05/2017	

**PREVIOUS DIRECTOR/COMPANY SECRETARIES**

<b>Name</b>	<b>Current Active Appointments</b>	<b>Previous Appointments</b>	<b>Dissolved Companies</b>

**DISCLAIMER** : This Report is **PRIVATE & CONFIDENTIAL** and it is prepared at the request of and for its use by the Subscriber only. The Subscriber shall use the contents of the Report merely as an aid to its business. Mira Inform Private Limited ("MIPL") has collated information/data in the Report, which have not been verified unless otherwise specifically mentioned in the Report. The Subscriber shall independently verify the accuracy and correctness of the information/data before in any way acting upon the same. MIPL shall not be liable for any harm, injury, loss or damage caused to the Subscriber due to default by the Subscriber's debtors/beneficiaries in fulfilling their obligations of any nature whatsoever. This Report or any of its portion shall not be used as a documentary evidence or otherwise before any investigative agencies or forum of law. This Report is confidential and proprietary to MIPL. The Subscriber and/or any other person(s) may not reproduce, publish or disclose any of the contents of the Report to others without the express authorization of MIPL. This Report is prepared and issued to the Subscriber without any risk, responsibility or liability on the part of MIPL or its officials.

Gary Steele	0	2	0
RWL REGISTRARS LIMITED	29	3188	10313
<b>Total Persons With Significant Control</b>	2	<b>Total Statements</b>	0
<b>Active</b>	2	<b>Active</b>	0
<b>Ceased</b>	0	<b>Ceased</b>	0

## **ACTIVE PERSONS WITH SIGNIFICANT CONTROL**

<b>Name</b>	Mr John Wade	<b>Kind</b>	Individual Person With Significant Control
<b>Address</b>	Regina Works Gibson Street, Leeds Road, Bradford, West Yorkshire	<b>Country Of Residence</b>	United Kingdom
<b>Post Code</b>	BD3 9TR	<b>Nationality</b>	British
<b>Date of Birth</b>	10/1967	<b>Notified On</b>	06/04/2016
<b>Nature Of Control</b>	Ownership of shares - between 25% and 50%		
<b>Name</b>	Mr Andrew Lyle Hamilton	<b>Kind</b>	Individual Person With Significant Control
<b>Address</b>	Regina Works Gibson Street, Leeds Road, Bradford, West Yorkshire	<b>Country Of Residence</b>	United Kingdom
<b>Post Code</b>	BD3 9TR	<b>Nationality</b>	British
<b>Date of Birth</b>	01/1956	<b>Notified On</b>	06/04/2016
<b>Nature Of Control</b>	Ownership of shares - between 50% and 75%		

### **Ceased Persons With Significant Control**

No Ceased Persons With Significant Control To Display

### **Active Statements**

No Active Statements To Display

### **Ceased Statements**

No Ceased Statements To Display

**FOREIGN EXCHANGE RATES**

Currency	Unit	Indian Rupees
US Dollar	1	INR 71.54
UK Pound	1	INR 90.31
Euro	1	INR 81.34
GBP	1	INR 90.44

**Note :** Above are approximate rates obtained from sources believed to be correct

**INFORMATION DETAILS**

<b>Analysis Done by :</b>	DIV
<b>Report Prepared by :</b>	TPT

**DISCLAIMER :** This Report is **PRIVATE & CONFIDENTIAL** and it is prepared at the request of and for its use by the Subscriber only. The Subscriber shall use the contents of the Report merely as an aid to its business. Mira Inform Private Limited ("MIPL") has collated information/data in the Report, which have not been verified unless otherwise specifically mentioned in the Report. The Subscriber shall independently verify the accuracy and correctness of the information/data before in any way acting upon the same. MIPL shall not be liable for any harm, injury, loss or damage caused to the Subscriber due to default by the Subscriber's debtors/beneficiaries in fulfilling their obligations of any nature whatsoever. This Report or any of its portion shall not be used as a documentary evidence or otherwise before any investigative agencies or forum of law. This Report is confidential and proprietary to MIPL. The Subscriber and/or any other person(s) may not reproduce, publish or disclose any of the contents of the Report to others without the express authorization of MIPL. This Report is prepared and issued to the Subscriber without any risk, responsibility or liability on the part of MIPL or its officials.

**RATING EXPLANATIONS**

Credit Rating	Explanation	Rating Comments
A++	Minimum Risk	Business dealings permissible with minimum risk of default
A+	Low Risk	Business dealings permissible with low risk of default
A	Acceptable Risk	Business dealings permissible with moderate risk of default
B	Medium Risk	Business dealings permissible on a regular monitoring basis
C	Medium High Risk	Business dealings permissible preferably on secured basis
D	High Risk	Business dealing not recommended or on secured terms only
NB	New Business	No recommendation can be done due to business in infancy stage
NT	No Trace	No recommendation can be done as the business is not traceable

NB is stated where there is insufficient information to facilitate rating. However, it is not to be considered as unfavourable.

This score serves as a reference to assess SC's credit risk and to set the amount of credit to be extended. It is calculated from a composite of weighted scores obtained from each of the major sections of this report. The assessed factors are as follows:

- Financial condition covering various ratios
- Company background and operations size
- Promoters / Management background
- Payment record
- Litigation against the subject
- Industry scenario / competitor analysis
- Supplier / Customer / Banker review (wherever available)