

## MIRA INFORM REPORT

Report No. :	545296
Report Date :	18.12.2018

### IDENTIFICATION DETAILS

Name :	KOCH CHEMICAL TECHNOLOGY GROUP LIMITED
Formerly Known As :	KOCH-GLITSCH (UK) LTD.
Registered Office :	First Floor Three Counties House, Festival W Stoke-On-Trent St1 5px
Country :	United Kingdom
Financials (as on) :	31.12.2017
Date of Incorporation :	19.02.1997
Com. Reg. No.:	03321082
Legal Form :	Private limited with Share Capital
Line of Business :	<ul style="list-style-type: none"> <li>Other business support service activities n.e.c.</li> <li>Design, manufacture and sale of mass transfer, distillation and package plant equipment, combustion, heat transfer and pollution control systems.</li> </ul>
No. of Employees :	60 (2017)

### RATING & COMMENTS

(Mira Inform has adopted New Rating mechanism w.e.f. 23<sup>rd</sup> January 2017)

MIRA's Rating :	A
-----------------	---

Credit Rating	Explanation	Rating Comments
A	Acceptable Risk	Business dealings permissible with moderate risk of default

Status :	Satisfactory
Payment Behaviour :	Slow but Correct
Litigation :	Clear

### NOTES :

**DISCLAIMER :** This Report is **PRIVATE & CONFIDENTIAL** and it is prepared at the request of and for its use by the Subscriber only. The Subscriber shall use the contents of the Report merely as an aid to its business. Mira Inform Private Limited ("MIPL") has collated information/data in the Report, which have not been verified unless otherwise specifically mentioned in the Report. The Subscriber shall independently verify the accuracy and correctness of the information/data before in any way acting upon the same. MIPL shall not be liable for any harm, injury, loss or damage caused to the Subscriber due to default by the Subscriber's debtors/beneficiaries in fulfilling their obligations of any nature whatsoever. This Report or any of its portion shall not be used as a documentary evidence or otherwise before any investigative agencies or forum of law. This Report is confidential and proprietary to MIPL. The Subscriber and/or any other person(s) may not reproduce, publish or disclose any of the contents of the Report to others without the express authorization of MIPL. This Report is prepared and issued to the Subscriber without any risk, responsibility or liability on the part of MIPL or its officials.

Any query related to this report can be made on e-mail : [infodept@mirainform.com](mailto:infodept@mirainform.com) while quoting report number, name and date.

**ECGC Country Risk Classification List**

Country Name	Previous Rating (30.06.2018)	Current Rating (30.09.2018)
United Kingdom	A1	A1

Risk Category	ECGC Classification
Insignificant	A1
Low Risk	A2
Moderately Low Risk	B1
Moderate Risk	B2
Moderately High Risk	C1
High Risk	C2
Very High Risk	D

**DISCLAIMER** : This Report is **PRIVATE & CONFIDENTIAL** and it is prepared at the request of and for its use by the Subscriber only. The Subscriber shall use the contents of the Report merely as an aid to its business. Mira Inform Private Limited ("MIPL") has collated information/data in the Report, which have not been verified unless otherwise specifically mentioned in the Report. The Subscriber shall independently verify the accuracy and correctness of the information/data before in any way acting upon the same. MIPL shall not be liable for any harm, injury, loss or damage caused to the Subscriber due to default by the Subscriber's debtors/beneficiaries in fulfilling their obligations of any nature whatsoever. This Report or any of its portion shall not be used as a documentary evidence or otherwise before any investigative agencies or forum of law. This Report is confidential and proprietary to MIPL. The Subscriber and/or any other person(s) may not reproduce, publish or disclose any of the contents of the Report to others without the express authorization of MIPL. This Report is prepared and issued to the Subscriber without any risk, responsibility or liability on the part of MIPL or its officials.

**UNITED KINGDOM - ECONOMIC OVERVIEW**

The UK, a leading trading power and financial center, is the third largest economy in Europe after Germany and France. Agriculture is intensive, highly mechanized, and efficient by European standards, producing about 60% of food needs with less than 2% of the labor force. The UK has large coal, natural gas, and oil resources, but its oil and natural gas reserves are declining; the UK has been a net importer of energy since 2005. Services, particularly banking, insurance, and business services, are key drivers of British GDP growth. Manufacturing, meanwhile, has declined in importance but still accounts for about 10% of economic output.

In 2008, the global financial crisis hit the economy particularly hard, due to the importance of its financial sector. Falling home prices, high consumer debt, and the global economic slowdown compounded the UK's economic problems, pushing the economy into recession in the latter half of 2008 and prompting the then BROWN (Labour) government to implement a number of measures to stimulate the economy and stabilize the financial markets. Facing burgeoning public deficits and debt levels, in 2010 the then CAMERON-led coalition government (between Conservatives and Liberal Democrats) initiated an austerity program, which has continued under the Conservative government. However, the deficit still remains one of the highest in the G7, standing at 3.6% of GDP as of 2017, and the UK has pledged to lower its corporation tax from 20% to 17% by 2020. The UK had a debt burden of 90.4% GDP at the end of 2017.

The UK economy has begun to slow since the referendum vote to leave the EU in June 2016. A sustained depreciation of the British pound has increased consumer and producer prices, weighing on consumer spending without spurring a meaningful increase in exports. The UK has an extensive trade relationship with other EU members through its single market membership, and economic observers have warned the exit will jeopardize its position as the central location for European financial services. Prime Minister MAY is seeking a new "deep and special" trade relationship with the EU following the UK's exit. However, economists doubt that the UK will be able to preserve the benefits of EU membership without the obligations. The UK is expected to officially leave the EU by the end of March 2019.

Source : CIA

## **COMPANY NAME AND ADDRESS**

Company Name: **KOCH CHEMICAL TECHNOLOGY GROUP LIMITED**  
Company No: **03321082**  
Company Status: **Active - Accounts Filed**  
Registered Address: **FIRST FLOOR THREE COUNTIES HOUSE, FESTIVAL W  
STOKE-ON-TRENT ST1 5PX**

## **COMPANY SUMMARY**

**Registered Address** FIRST FLOOR  
THREE COUNTIES HOUSE, FESTIVAL W  
STOKE-ON-TRENT  
ST1 5PX

**Trading Address** First Floor  
Three Counties House, Festival W  
Stoke-On-Trent  
ST1 5PX  
ST1 5PX

**Website Address** <http://www.kochservices.com>

**Telephone Number** -

**Fax Number**

**TPS** -

**FPS** Yes

**Incorporation Date** 19/02/1997

**Previous Name** KOCH-GLITSCH (UK) LTD.

**Type** Private limited with Share Capital

**FTSE Index** -

**Date of Change** 23/01/2002

**Filing Date of Accounts** 14/09/2018

**Currency** GBP

Share Capital	£9,233,000
SIC07	82990
Charity Number	-
SIC07 Description	OTHER BUSINESS SUPPORT SERVICE ACTIVITIES N.E.C.
Principal Activity	Design, manufacture and sale of mass transfer, distillation and package plant equipment, combustion, heat transfer and pollution control systems.

## **ADDITIONAL INFORMATION**

CCJ's	0 (£0)
No CCJ Information To Display	
Ultimate Holding Company	GULF SOUTH PIPELINE CO
Accountant	-
Mortgages	0
Group	65 companies
Linkages	311 companies
Countries	In 32 countries

## **KEY FINANCIALS**

Year to Date	Turnover	Pre Tax Profit	Shareholder's Funds	Employees
31/12/2017	£22,521,000	-£981,000	£56,156,000	60
31/12/2016	£55,910,000	-£19,644,000	-£8,900,000	65
31/12/2015	£88,899,000	£3,169,000	£11,262,000	96

## **MORTGAGE SUMMARY**

Total Mortgage	0
Outstanding	0
Satisfied	0

## **TRADE DEBTORS / BAD DEBT SUMMARY**

Total Number of Documented Trade	0
Total Value of Documented Trade	£0

**DISCLAIMER** : This Report is **PRIVATE & CONFIDENTIAL** and it is prepared at the request of and for its use by the Subscriber only. The Subscriber shall use the contents of the Report merely as an aid to its business. Mira Inform Private Limited ("MIPL") has collated information/data in the Report, which have not been verified unless otherwise specifically mentioned in the Report. The Subscriber shall independently verify the accuracy and correctness of the information/data before in any way acting upon the same. MIPL shall not be liable for any harm, injury, loss or damage caused to the Subscriber due to default by the Subscriber's debtors/beneficiaries in fulfilling their obligations of any nature whatsoever. This Report or any of its portion shall not be used as a documentary evidence or otherwise before any investigative agencies or forum of law. This Report is confidential and proprietary to MIPL. The Subscriber and/or any other person(s) may not reproduce, publish or disclose any of the contents of the Report to others without the express authorization of MIPL. This Report is prepared and issued to the Subscriber without any risk, responsibility or liability on the part of MIPL or its officials.

## COMMENTARY

This company's ratio of total liabilities to total assets indicates the presence of strong equity funding.
This company's return on total assets employed ratio indicates a poor or negative return on assets.
This company has made late payments on a medium percentage of invoices.
The company has more cash than short term bank borrowings.
This company trades in an industry with a lower level of corporate failures.

## CCJ

Total Number of Exact CCJs -	0	Total Value of Exact CCJs -	
Total Number of Possible CCJs -	0	Total Value of Possible CCJs -	
Total Number of Satisfied CCJs -	0	Total Value of Satisfied CCJs -	
Total Number of Writs -	-		
Total Current Directors	2	Total Current Secretaries	1
Total Previous Directors / Company Secretaries	27	Total Person's With Significant Control	0

## CURRENT DIRECTORS

Title	Ms	Function	Director
Name	Katharine Ann Caddick	Nationality	British
Date of Birth	04/1974	Present Appointments	1
Latest Address	King Street, Stoke-On-Trent, Staffordshire	Appointment Date	02/09/2013
Post Code	ST4 2LT		
Other Actions	<a href="#">View Director Report</a>	<a href="#">View Consumer Report</a>	<a href="#">View AML Report</a>
	<a href="#">View Trace Report</a>	<a href="#">View Compliance Report</a>	
Title	Ms	Function	Director
Name	Daniela Moretti	Nationality	Italian
Date of Birth	06/1971	Present Appointments	1
Latest Address	2-4 Rue Eugene Ruppert, L-2453 Luxembourg	Appointment Date	15/05/2014
Post Code			
Other Actions	<a href="#">View Director Report</a>	<a href="#">View Consumer Report</a>	<a href="#">View AML Report</a>
	<a href="#">View Trace Report</a>	<a href="#">View Compliance Report</a>	

**DISCLAIMER** : This Report is **PRIVATE & CONFIDENTIAL** and it is prepared at the request of and for its use by the Subscriber only. The Subscriber shall use the contents of the Report merely as an aid to its business. Mira Inform Private Limited ("MIPL") has collated information/data in the Report, which have not been verified unless otherwise specifically mentioned in the Report. The Subscriber shall independently verify the accuracy and correctness of the information/data before in any way acting upon the same. MIPL shall not be liable for any harm, injury, loss or damage caused to the Subscriber due to default by the Subscriber's debtors/beneficiaries in fulfilling their obligations of any nature whatsoever. This Report or any of its portion shall not be used as a documentary evidence or otherwise before any investigative agencies or forum of law. This Report is confidential and proprietary to MIPL. The Subscriber and/or any other person(s) may not reproduce, publish or disclose any of the contents of the Report to others without the express authorization of MIPL. This Report is prepared and issued to the Subscriber without any risk, responsibility or liability on the part of MIPL or its officials.

## **CURRENT COMPANY SECRETARY**






<b>Title</b>	Mr	<b>Function</b>	Company Secretary
<b>Name</b>	Robert Joel Gibson Jr	<b>Nationality</b>	British
<b>Date of Birth</b>	-	<b>Present Appointments</b>	1
<b>Latest Address</b>	C/o Koch Industries Inc 4111 East 37th Street Nort, Wichita, Kansas 67220	<b>Appointment Date</b>	20/08/2010
<b>Post Code</b>			
<b>Other Actions</b>		<b>View Consumer Report</b>	<b>View Trace Report</b>
	<b>View Compliance Report</b>		

## **TOP SHAREHOLDERS**

Name	Currency	Share Count	Share Type	Nominal Value	% of Total Share Count
KOCH CHEMICAL TECHNOLOGY GROUP INVESTMENTS SARL	GBP	9,233	ORDINARY	1,000	100

## **FINANCIALS**

### **Profit & Loss**

	Date Of Accounts	31/12/17	(%)	31/12/16	(%)	31/12/15	(%)	31/12/14	(%)	31/12/13
	Weeks	52	(%)	52	(%)	52	(%)	52	(%)	52
	Currency	GBP	(%)	GBP	(%)	GBP	(%)	GBP	(%)	GBP
	Consolidated A/cs	N	(%)	N	(%)	N	(%)	N	(%)	N
	<b>Turnover</b>	<b>£22,521,000</b>	<b>-59.7%</b>	<b>£55,910,000</b>	<b>-37.1%</b>	<b>£88,899,000</b>	<b>42.5%</b>	<b>£62,373,000</b>	<b>4%</b>	<b>£59,965,000</b>
	Export	£20,130,000	-61.7%	£52,587,000	-38.3%	£85,244,000	-	-	-	-
	Cost of Sales	£19,245,000	-56.1%	£43,827,000	-37.2%	£69,808,000	34.5%	£51,911,000	13.2%	£45,861,000
	Gross Profit	£3,276,000	-72.9%	£12,083,000	-36.7%	£19,091,000	82.5%	£10,462,000	-25.8%	£14,104,000
	Wages &	£3,281,000	-	£3,947,000	-	£6,331,000	-8.5%	£6,922,000	13.8	£6,081,000

**DISCLAIMER** : This Report is **PRIVATE & CONFIDENTIAL** and it is prepared at the request of and for its use by the Subscriber only. The Subscriber shall use the contents of the Report merely as an aid to its business. Mira Inform Private Limited ("MIPL") has collated information/data in the Report, which have not been verified unless otherwise specifically mentioned in the Report. The Subscriber shall independently verify the accuracy and correctness of the information/data before in any way acting upon the same. MIPL shall not be liable for any harm, injury, loss or damage caused to the Subscriber due to default by the Subscriber's debtors/beneficiaries in fulfilling their obligations of any nature whatsoever. This Report or any of its portion shall not be used as a documentary evidence or otherwise before any investigative agencies or forum of law. This Report is confidential and proprietary to MIPL. The Subscriber and/or any other person(s) may not reproduce, publish or disclose any of the contents of the Report to others without the express authorization of MIPL. This Report is prepared and issued to the Subscriber without any risk, responsibility or liability on the part of MIPL or its officials.

	Salaries	0	16.9 %	0	37.7 %	0		0	%	0
	Directors Emoluments	£118,000	-	£118,000	1.7%	£116,000	-40.5 %	£195,000	30%	£150,000
	<b>Operating Profit</b>	<b>£1,348,000</b>	<b>-75.4 %</b>	<b>£5,476,000</b>	<b>-8%</b>	<b>£5,950,000</b>	<b>532.7 %</b>	<b>-£1,375,000</b>	<b>-209.5 %</b>	<b>£1,256,000</b>
	Depreciation	£155,000	-42.4 %	£269,000	-9.4%	£297,000	-	-	-100%	£341,000
	Audit Fees	£50,000	-15.3 %	£59,000	-10.6 %	£66,000	-7%	£71,000	-5.3%	£75,000
	Interest Payments	£1,701,000	-39.6 %	£2,814,000	-8.2%	£3,067,000	5.6%	£2,905,000	-18.9 %	£3,580,000
	<b>Pre Tax Profit</b>	<b>-£981,000</b>	<b>95%</b>	<b>-£19,644,000</b>	<b>-719.9 %</b>	<b>£3,169,000</b>	<b>164.9 %</b>	<b>-£4,886,000</b>	<b>-999.9 %</b>	<b>£309,000</b>
	Taxation	£298,000	157.5 %	-£518,000	-41.5 %	-£366,000	-136.5 %	£1,002,000	999.9 %	£28,000
	Profit After Tax	-£683,000	96.6 %	-£20,162,000	-819.3 %	£2,803,000	172.2 %	-£3,884,000	-999.9 %	£337,000
	Dividends Payable	-	-	-	-	-	-	-	-	-
	<b>Retained Profit</b>	<b>-£683,000</b>	<b>96.6 %</b>	<b>-£20,162,000</b>	<b>-819.3 %</b>	<b>£2,803,000</b>	<b>172.2 %</b>	<b>-£3,884,000</b>	<b>-999.9 %</b>	<b>£337,000</b>













**Balance Sheet**

	Date Of Accounts	31/12/17	(%)	31/12/16	(%)	31/12/15	(%)	31/12/14	(%)	31/12/13
	Tangible Assets	£48,758,000	-1.2%	£49,342,000	-15.2 %	£58,169,000	-16.3 %	£69,478,000	-0.5%	£69,795,000
	Intangible Assets	£1,577,000	-	£1,577,000	-	£1,577,000	-	£1,577,000	-	£1,577,000
	<b>Total Fixed Assets</b>	<b>£50,335,000</b>	<b>-1.1%</b>	<b>£50,919,000</b>	<b>-14.8 %</b>	<b>£59,746,000</b>	<b>-15.9 %</b>	<b>£71,055,000</b>	<b>-0.4%</b>	<b>£71,372,000</b>
	Stock	£196,000	-86.7 %	£1,477,000	-86.2 %	£10,700,000	61.8 %	£6,613,000	51.6 %	£4,362,000
	Trade Debtors	£4,149,000	-8.5%	£4,535,000	-56.7 %	£10,463,000	-53.7 %	£22,575,000	97.4 %	£11,434,000



**DISCLAIMER** : This Report is **PRIVATE & CONFIDENTIAL** and it is prepared at the request of and for its use by the Subscriber only. The Subscriber shall use the contents of the Report merely as an aid to its business. Mira Inform Private Limited ("MIPL") has collated information/data in the Report, which have not been verified unless otherwise specifically mentioned in the Report. The Subscriber shall independently verify the accuracy and correctness of the information/data before in any way acting upon the same. MIPL shall not be liable for any harm, injury, loss or damage caused to the Subscriber due to default by the Subscriber's debtors/beneficiaries in fulfilling their obligations of any nature whatsoever. This Report or any of its portion shall not be used as a documentary evidence or otherwise before any investigative agencies or forum of law. This Report is confidential and proprietary to MIPL. The Subscriber and/or any other person(s) may not reproduce, publish or disclose any of the contents of the Report to others without the express authorization of MIPL. This Report is prepared and issued to the Subscriber without any risk, responsibility or liability on the part of MIPL or its officials.

**KOCH CHEMICAL TECHNOLOGY GROUP LIMITED - 545296**




**PAGE NO. : 9**

	Cash	£3,615,000	- 57.7 %	£8,552,000	- 2.3%	£8,753,000	-	0	-	0
	Other Debtors	£3,300,000	- 42.7 %	£5,762,000	- 51.3 %	£11,820,000	14.5 %	£10,326,000	11.8 %	£9,236,000
	Miscellaneous Current Assets	0	-	0	-	0	-	0	-	0
	<b>Total Current Assets</b>	<b>£11,260,000</b>	<b>- 44.6 %</b>	<b>£20,326,000</b>	<b>- 51.3 %</b>	<b>£41,736,000</b>	<b>5.6%</b>	<b>£39,514,000</b>	<b>57.9 %</b>	<b>£25,032,000</b>
	Trade Creditors	£5,177,000	118.8 %	£2,366,000	- 27.6 %	£3,269,000	- 13.6 %	£3,783,000	68.4 %	£2,247,000
	Bank Loans & Overdrafts	0	-	0	-	0	- 100 %	£8,807,000	999.9 %	£2,000
	Other Short Term Finance	0	- 100%	£1,640,000	- 73.8 %	£6,264,000	193 %	£2,138,000	120.4 %	£970,000
	Miscellaneous Current Liabilities	0	- 100%	£1,495,000	- 65.6 %	£4,345,000	- 60.7 %	£11,054,000	44.5 %	£7,649,000
	<b>Total Current Liabilities</b>	<b>£5,177,000</b>	<b>-5.9%</b>	<b>£5,501,000</b>	<b>- 60.4 %</b>	<b>£13,878,000</b>	<b>- 46.2 %</b>	<b>£25,782,000</b>	<b>137.2 %</b>	<b>£10,868,000</b>
	Bank Loans & Overdrafts and LTL	£262,000	- 99.6 %	£74,644,000	- 2.2%	£76,342,000	- 10.3 %	£85,135,000	15.9 %	£73,454,000
	Other Long Term Finance	0	- 100%	£74,539,000	-	0	- 100 %	£76,239,000	3.9%	£73,411,000
	<b>Total Long Term Liabilities</b>	<b>£262,000</b>	<b>- 99.6 %</b>	<b>£74,644,000</b>	<b>- 2.2%</b>	<b>£76,342,000</b>	<b>0%</b>	<b>£76,328,000</b>	<b>3.9%</b>	<b>£73,452,000</b>






**Capital & Reserves**

	Date Of Accounts	31/12/17	(%)	31/12/16	(%)	31/12/15	(%)	31/12/14	(%)	31/12/13
	Called Up Share Capital	£74,971,000	712.1 %	£9,232,000	-	£9,232,000	-	£9,232,000	-	£9,232,000
	P & L Account	- £18,815,0	-3.8%	- £18,132,0	- 993.2	£2,030,000	362.6 %	- £773,000	- 127.1	£2,852,000





**DISCLAIMER** : This Report is **PRIVATE & CONFIDENTIAL** and it is prepared at the request of and for its use by the Subscriber only. The Subscriber shall use the contents of the Report merely as an aid to its business. Mira Inform Private Limited ("MIPL") has collated information/data in the Report, which have not been verified unless otherwise specifically mentioned in the Report. The Subscriber shall independently verify the accuracy and correctness of the information/data before in any way acting upon the same. MIPL shall not be liable for any harm, injury, loss or damage caused to the Subscriber due to default by the Subscriber's debtors/beneficiaries in fulfilling their obligations of any nature whatsoever. This Report or any of its portion shall not be used as a documentary evidence or otherwise before any investigative agencies or forum of law. This Report is confidential and proprietary to MIPL. The Subscriber and/or any other person(s) may not reproduce, publish or disclose any of the contents of the Report to others without the express authorization of MIPL. This Report is prepared and issued to the Subscriber without any risk, responsibility or liability on the part of MIPL or its officials.

	Reserve	00		00	%			0	%	
 Revaluation Reserve	-	-	-	-	-	-	-	-	-	-
 Sundry Reserves	-	-	-	-	-	-	-	-	-	-
 Shareholder Funds	£56,156,000	731%	-	£8,900,000	179%	£11,262,000	33.1%	£8,459,000	-30%	£12,084,000



**Other Financial Items**

	Date Of Accounts	31/12/17	(%)	31/12/16	(%)	31/12/15	(%)	31/12/14	(%)	31/12/13
 Net Worth		£54,579,000	620.9%	-	-	£9,685,000	40.7%	£6,882,000	-	£10,507,000
 Working Capital		£6,083,000	-59%	£14,825,000	-	£27,858,000	102.9%	£13,732,000	-3%	£14,164,000
 Total Assets		£61,595,000	-	£71,245,000	-	£101,482,000	-8.2%	£110,569,000	14.7%	£96,404,000
 Total Liabilities		£5,439,000	-	£80,145,000	-	£90,220,000	-	£102,110,000	21.1%	£84,320,000
 Net Assets		£56,156,000	731%	-	-	£11,262,000	33.1%	£8,459,000	-	£12,084,000

**Cash Flow**

	Date Of Accounts	31/12/17	(%)	31/12/16	(%)	31/12/15	(%)	31/12/14	(%)	31/12/13
 Net Cashflow from Operations		-	-	-	-	-	-	-	-	£2,334,000
 Net Cashflow before Financing		-	-	-	-	-	-	-	100%	-£1,000
 Net Cashflow from Financing		-	-	-	-	-	-	-	-	-
 Increase in Cash		-	-	-	-	-	-	-	-	-£1,000




**Miscellaneous**

	Date Of Accounts	31/12/17	(%)	31/12/16	(%)	31/12/15	(%)	31/12/14	(%)	31/12/13
	Contingent Liability	YES	-	YES	-	YES	-	YES	-	YES
 Capital Employed		£56,418,000	-	£65,744,000	-25%	£87,604,000	3.3%	£84,787,000	-	£85,536,000
 Number of Employees		60	-	65	-	96	-	146	-	152

**DISCLAIMER** : This Report is **PRIVATE & CONFIDENTIAL** and it is prepared at the request of and for its use by the Subscriber only. The Subscriber shall use the contents of the Report merely as an aid to its business. Mira Inform Private Limited ("MIPL") has collated information/data in the Report, which have not been verified unless otherwise specifically mentioned in the Report. The Subscriber shall independently verify the accuracy and correctness of the information/data before in any way acting upon the same. MIPL shall not be liable for any harm, injury, loss or damage caused to the Subscriber due to default by the Subscriber's debtors/beneficiaries in fulfilling their obligations of any nature whatsoever. This Report or any of its portion shall not be used as a documentary evidence or otherwise before any investigative agencies or forum of law. This Report is confidential and proprietary to MIPL. The Subscriber and/or any other person(s) may not reproduce, publish or disclose any of the contents of the Report to others without the express authorization of MIPL. This Report is prepared and issued to the Subscriber without any risk, responsibility or liability on the part of MIPL or its officials.

Accountants	
Auditors	ERNST & YOUNG LLP
Auditor Comments	The audit report contains no adverse comments
Bankers	DEUTSCHE BANK AG
Bank Branch Code	23-20-72

**Ratios**

	Date Of Accounts	31/12/17	31/12/16	31/12/15	31/12/14	31/12/13
	Pre-tax profit margin %	-4.36	-35.14	3.56	-7.83	0.52
	Current ratio	2.18	3.69	3.01	1.53	2.30
	Sales/Net Working Capital	3.70	3.77	3.19	4.54	4.23
	Gearing %	0.50	-838.70	677.90	1006.40	607.90
	Equity in %	93.60	-12.80	11.30	7.80	12.70
	Creditor Days	83.67	15.40	13.38	22.07	13.63
	Debtor Days	67.05	29.52	42.84	131.74	69.40
	Liquidity/Acid Test	2.13	3.42	2.23	1.27	1.90
	Return On Capital Employed %	-1.73	-29.87	3.61	-5.76	0.36
	Return On Total Assets Employed %	-1.59	-27.57	3.12	-4.41	0.32
	Current Debt Ratio	0.09	-0.61	1.23	3.04	0.89
	Total Debt Ratio	0.09	-9	8.01	12.07	6.97
	Stock Turnover Ratio %	0.87	2.64	12.03	10.60	7.27
	Return on Net Assets Employed %	-1.74	220.71	28.13	-57.76	2.55

**EVENT HISTORY VIEW DOCUMENTS**

Date	Description
21/09/2018	New Accounts Filed
21/09/2018	New Accounts Filed
05/06/2018	Payment Data Update Received
05/04/2018	Payment Data Update Received
05/03/2018	Confirmation Statement
06/10/2017	New Accounts Filed
06/10/2017	New Accounts Filed
26/09/2017	Mr M.C. Farrell has left the board

**DISCLAIMER** : This Report is **PRIVATE & CONFIDENTIAL** and it is prepared at the request of and for its use by the Subscriber only. The Subscriber shall use the contents of the Report merely as an aid to its business. Mira Inform Private Limited ("MIPL") has collated information/data in the Report, which have not been verified unless otherwise specifically mentioned in the Report. The Subscriber shall independently verify the accuracy and correctness of the information/data before in any way acting upon the same. MIPL shall not be liable for any harm, injury, loss or damage caused to the Subscriber due to default by the Subscriber's debtors/beneficiaries in fulfilling their obligations of any nature whatsoever. This Report or any of its portion shall not be used as a documentary evidence or otherwise before any investigative agencies or forum of law. This Report is confidential and proprietary to MIPL. The Subscriber and/or any other person(s) may not reproduce, publish or disclose any of the contents of the Report to others without the express authorization of MIPL. This Report is prepared and issued to the Subscriber without any risk, responsibility or liability on the part of MIPL or its officials.

20/09/2017	Payment Data Update Received
18/07/2017	Change in Reg.Office
18/07/2017	Change of Company Postcode
27/02/2017	Annual Returns
10/02/2017	Payment Data Update Received
06/10/2016	New Accounts Filed
06/10/2016	New Accounts Filed

## **PREVIOUS COMPANY NAMES**

Date	Previous Name
23/01/2002	KOCH-GLITSCH (UK) LTD.
31/12/2001	KOCH KEC (UK) LIMITED
10/06/1997	FERRISMIST LIMITED

### **Writ Details**

No writs found
----------------

## **STATISTICS**

<b>Group</b>	65 companies
<b>Linkages</b>	311 companies
<b>Countries</b>	In 32 countries

## **SUMMARY**

<b>Holding Company</b>	-
<b>Ownership Status</b>	Wholly Owned
<b>Ultimate Holding Company</b>	GULF SOUTH PIPELINE CO

## **GROUP STRUCTURE FULL**

Company Name	Registered Number	Latest Key Financials	Consol. Accounts	Turnover
GULF SOUTH PIPELINE CO		-	-	\$10,263,000
FORT JAMES	N/A	-	-	

**DISCLAIMER** : This Report is **PRIVATE & CONFIDENTIAL** and it is prepared at the request of and for its use by the Subscriber only. The Subscriber shall use the contents of the Report merely as an aid to its business. Mira Inform Private Limited ("MIPL") has collated information/data in the Report, which have not been verified unless otherwise specifically mentioned in the Report. The Subscriber shall independently verify the accuracy and correctness of the information/data before in any way acting upon the same. MIPL shall not be liable for any harm, injury, loss or damage caused to the Subscriber due to default by the Subscriber's debtors/beneficiaries in fulfilling their obligations of any nature whatsoever. This Report or any of its portion shall not be used as a documentary evidence or otherwise before any investigative agencies or forum of law. This Report is confidential and proprietary to MIPL. The Subscriber and/or any other person(s) may not reproduce, publish or disclose any of the contents of the Report to others without the express authorization of MIPL. This Report is prepared and issued to the Subscriber without any risk, responsibility or liability on the part of MIPL or its officials.

INTERNATION...				
GEORGIA-PACIFIC B.V.	33214432	31.12.2017	N	
GEORGIA-PACIFIC B.V.	33214432	31.12.2017	N	
GEORGIA-PACIFIC LIMI...		-	-	\$1,462,425,000
GP GLOBAL FINANCE HOLD...	N/A	-	-	
GEORGIA-PACIFIC GB L...	02186119	31.12.2017	Y	
FORT STERLING LIMITED	00446297	31.12.2017	N	
BRITISH TISSUES LI...	00958802	31.12.2017	N	
STUART EDGAR	00993675	31.12.2017	N	
GUARDIAN INDUSTRIES CORP	N/A	-	-	
GUARDIAN EUROPE S.À...	B23829	31.12.2017	N	
GUARDIAN GOOLE INVES...	N/A	-	-	
GUARDIAN INDUSTRIE...	08287825	31.12.2017	N	
GUARDIAN GLASS UK...	08288067	31.12.2017	N	
GUARDIAN GLASS FA...	11637892	-	N	
GUARDIAN INDUSTRI...	04139456	31.12.2017	N	£38,586,000
HARMON EUROPE HOLDING...	N/A	-	-	
INVISTA S.À R.L. / B.V.	34105867	31.12.2016	Y	€4,017,889,088

☐ INVISTA UK INVESTMEN...	23089289	31.12.2016	N	
☐ INVISTA (U.K.) SUP...	03589078	31.12.2017	N	
☐ INVISTA (U.K.) HO...	00565289	31.12.2017	N	
☐ INVISTA TEXTILE...	04558109	31.12.2017	N	£917,808,020
☐ INVISTA TEXTI...	05238748	31.12.2017	N	
☐ KOSA FOREIGN INVESTM...	B100563	31.12.2016	N	
☐ KOSA UK LIMITED	04938035	31.12.2017	N	
☐ KCTG FINANCING LLC	N/A	-	-	
☐ KCTG UK FINANCING II...	08251724	31.12.2017	N	
☐ KFH HOLDING LP	N/A	-	-	
☐ KOCH FERTILISER UK H...	08271397	31.12.2017	Y	£58,956,958
☐ GARLAND KFL LIMITED	08272284	31.12.2017	N	
☐ KOCH FERTILIZER INTE...	10268464	31.12.2017	N	£1,498,318,185
☐ KOCH CARBON, LLC		-	-	\$30,000,000
☐ KOCH CARBON (UK) LIM...	05164622	31.12.2017	Y	£78,862,992
☐ EFT CONTROL SYSTEM...	IE291171	31.12.2017	N	€797,659
☐ KOCH CHEMICAL TECHNOLO...	N/A	-	-	

☐ KOCH CHEMICAL TECHNO...	03321082	31.12.2017	N	£22,521,000
☐ HAMWORTHY COMBUSTI...	00713226	31.12.2017	N	£27,117,000
└ HAMWORTHY COMBUST...	06678477	31.12.2017	N	
└ HAMWORTHY COMBUST...	06678485	31.12.2017	N	
└ PEABODY ENGINEERI...	06678569	31.12.2017	N	
└ HAMWORTHY COMBUST...	06678590	31.12.2017	N	
└ AIROIL-FLAREGAS L...	01476250	31.12.2017	N	
└ KOCH FIBER TREASURY HO...	N/A	-	-	
└ KOCH FIBER TREASURY HO...	N/A	-	-	
└ KOCH P & R HOLDING LLC	N/A	-	-	
└ KOCH PROPERTIES COMPAN...	N/A	-	-	
☐ KS&T INVESTMENT HOLDIN...	N/A	-	-	
└ KOCH COMMODITIES EUR...	06858997	31.12.2017	N	
☐ KOCH FERTILIZER MARK...	N/A	-	-	
☐ KFIM UK INVESTMENT...	08268982	31.12.2017	Y	
└ KAES UK FINANCING...	07491974	31.12.2017	N	
☐ KOCH INDUSTRIES INTE...	02254120	31.12.2017	Y	£30,772,828

KOCH SUPPLY & TRAD...	01144618	31.12.2017	N	£22,885,839
KOCH METALS TRADIN...	03320973	31.12.2017	N	£10,469,217
KOCH ENERGY EUROPE...	06715779	31.12.2017	N	£437,783
MOLEX INC.		-	-	\$2,060,000
MOLEX INTERNATIONAL INC		-	-	
MOLEX ELECTRONICS...	01432862	31.12.2017	N	
WOODHEAD INTERNATIONAL...	33250165	30.06.2011	N	
MOLEX IRELAND HOLDINGS...	60805552	31.12.2017	N	
MOLEX IRELAND LIMITED	IE251135	31.12.2017	N	€93,489,000
PHILLIPS-MEDISIZE SL...	IE235228	31.12.2017	N	€11,949,346
PILAR FINANCING LP	N/A	-	-	
KOCH FERTILISER UK F...	08251722	31.12.2017	N	£62,701,818

<b>Group</b>	65 companies
<b>Linkages</b>	311 companies
<b>Countries</b>	In 32 countries

## **OTHER LINKED COMPANIES**

Name	Number	Latest Key Financials	Turnover
------	--------	-----------------------	----------

**DISCLAIMER** : This Report is **PRIVATE & CONFIDENTIAL** and it is prepared at the request of and for its use by the Subscriber only. The Subscriber shall use the contents of the Report merely as an aid to its business. Mira Inform Private Limited ("MIPL") has collated information/data in the Report, which have not been verified unless otherwise specifically mentioned in the Report. The Subscriber shall independently verify the accuracy and correctness of the information/data before in any way acting upon the same. MIPL shall not be liable for any harm, injury, loss or damage caused to the Subscriber due to default by the Subscriber's debtors/beneficiaries in fulfilling their obligations of any nature whatsoever. This Report or any of its portion shall not be used as a documentary evidence or otherwise before any investigative agencies or forum of law. This Report is confidential and proprietary to MIPL. The Subscriber and/or any other person(s) may not reproduce, publish or disclose any of the contents of the Report to others without the express authorization of MIPL. This Report is prepared and issued to the Subscriber without any risk, responsibility or liability on the part of MIPL or its officials.

GEORGIA-PACIFIC S.À.R.L.	B67134	31.12.2015	
KOSA FRANCE HOLDING S.A.S	452908759	31.12.2017	
KOCH POLYMER & RESIN HOLDINGS COMPANY	05491576	31.12.2016	
GEORGIA-PACIFIC EXPANSION	480048107	31.12.2017	
INVISTA RESINS & FIBERS GMBH	HRB 74000	31.12.2017	€165,477,543
INVISTA (DEUTSCHLAND) GMBH	HRB 92557	31.12.2016	
KOCH CTG S.À R.L.	B90563	31.12.2017	
INVISTA POLYESTER B.V.	22037808	31.12.2017	€65,290,000
INVISTA (FRANCE)	444268957	31.12.2017	€3,585,157
GEORGIA-PACIFIC NEDERLAND B.V.	16031073	31.12.2015	
KOCH CHEMICAL TECHNOLOGY GROUP ITALIA S.R.L.	BG379302	31.12.2017	€2,006,972
HAMWORTHY COMBUSTION ENGINEERING S.R.L.	MB731279	31.12.2012	€27,937,930
GP ACQUISITION HOLDING S.À R.L.	B155945	31.12.2014	
GP WORLDWIDE INVESTMENTS (LUXEMBOURG) S.À R.L.	B99512	31.12.2015	
KOCH INTERNATIONAL	728202409	31.12.2017	€3,664,077
JOHN ZINK HAMWORTHY COMBUSTION S.R.L.	BG397798	31.12.2017	€40,781,320
KOCH-GLITSCH ITALIA S.R.L.	BG99299	31.12.2017	€89,424,574
JOHN ZINK HAMWORTHY COMBUSTION S.R.L.	MB1893800	31.12.2017	€40,781,320
JOHN ZINK KEU GMBH	HRB 14592	31.12.2017	€17,775,653
BUCKEYE TECHNOLOGIES GMBH	HRB 118812	31.12.2017	€631,240

## **PREVIOUS DIRECTOR/COMPANY SECRETARIES**

Name	Current Active Appointments	Previous Appointments	Dissolved Companies
Mark Christopher Farrell	0	1	0
Michael Anthony McGuire	0	1	0
Gerald Victor Horner	0	1	4
CLIFFORD CHANCE SECRETARIES LIMITED	0	424	703

**DISCLAIMER** : This Report is **PRIVATE & CONFIDENTIAL** and it is prepared at the request of and for its use by the Subscriber only. The Subscriber shall use the contents of the Report merely as an aid to its business. Mira Inform Private Limited ("MIPL") has collated information/data in the Report, which have not been verified unless otherwise specifically mentioned in the Report. The Subscriber shall independently verify the accuracy and correctness of the information/data before in any way acting upon the same. MIPL shall not be liable for any harm, injury, loss or damage caused to the Subscriber due to default by the Subscriber's debtors/beneficiaries in fulfilling their obligations of any nature whatsoever. This Report or any of its portion shall not be used as a documentary evidence or otherwise before any investigative agencies or forum of law. This Report is confidential and proprietary to MIPL. The Subscriber and/or any other person(s) may not reproduce, publish or disclose any of the contents of the Report to others without the express authorization of MIPL. This Report is prepared and issued to the Subscriber without any risk, responsibility or liability on the part of MIPL or its officials.

Martin Edgar Richards	2	51	141
Peter John Charlton	0	48	133
Urban Ernst Monsch	0	1	1
David William Cole	0	6	10
Michael Dean Wilds	0	1	0
Corliss James Nelson	0	2	2
Paul Wayne Brooks	0	2	1
Jeffrey Ray Thompson	1	1	2
David Earl Dishman	2	1	3
Frank Lynn Markel	0	1	0
Peter Denis Woodward	0	1	1
Michael John Kershaw	0	1	0
John May Van Delder	0	1	1
Bradley Eugene Haddock	1	1	1
Clyde Carlton Copeland	0	1	0
Ian Hamilton Elson	0	1	0
Douglas William Harckham	0	3	0
Christoph Ender	0	1	0
Ashok Ravjibhal Patel	0	1	0
Weston Asplund Edwards	0	1	0
David James Britton	1	1	0
John Jeremiah Morrison	0	1	0
Imran Mehdi Jaferey	0	1	0

<b>Total Persons With Significant Control</b>	0	<b>Total Statements</b>	1
<b>Active</b>	0	<b>Active</b>	1
<b>Ceased</b>	0	<b>Ceased</b>	0

## **ACTIVE PERSONS WITH SIGNIFICANT CONTROL**

No Active Persons With Significant Control To Display

## **CEASED PERSONS WITH SIGNIFICANT CONTROL**

No Ceased Persons With Significant Control To Display

## **ACTIVE STATEMENTS**

<b>Statement</b>	The company knows or has reasonable cause to believe that there is no registrable person or registrable relevant legal entity in relation to the company		
<b>Notified</b>	19/02/2017		

**DISCLAIMER** : This Report is **PRIVATE & CONFIDENTIAL** and it is prepared at the request of and for its use by the Subscriber only. The Subscriber shall use the contents of the Report merely as an aid to its business. Mira Inform Private Limited ("MIPL") has collated information/data in the Report, which have not been verified unless otherwise specifically mentioned in the Report. The Subscriber shall independently verify the accuracy and correctness of the information/data before in any way acting upon the same. MIPL shall not be liable for any harm, injury, loss or damage caused to the Subscriber due to default by the Subscriber's debtors/beneficiaries in fulfilling their obligations of any nature whatsoever. This Report or any of its portion shall not be used as a documentary evidence or otherwise before any investigative agencies or forum of law. This Report is confidential and proprietary to MIPL. The Subscriber and/or any other person(s) may not reproduce, publish or disclose any of the contents of the Report to others without the express authorization of MIPL. This Report is prepared and issued to the Subscriber without any risk, responsibility or liability on the part of MIPL or its officials.

On			
----	--	--	--

## **CEASED STATEMENTS**

No Ceased Statements To Display
---------------------------------

**FOREIGN EXCHANGE RATES**

Currency	Unit	Indian Rupees
US Dollar	1	INR 71.67
UK Pound	1	INR 90.20
Euro	1	INR 81.07
GBP	1	INR 89.87

**Note :** Above are approximate rates obtained from sources believed to be correct

**INFORMATION DETAILS**

Analysis Done by :	NIY
Report Prepared by :	KET

**DISCLAIMER :** This Report is **PRIVATE & CONFIDENTIAL** and it is prepared at the request of and for its use by the Subscriber only. The Subscriber shall use the contents of the Report merely as an aid to its business. Mira Inform Private Limited ("MIPL") has collated information/data in the Report, which have not been verified unless otherwise specifically mentioned in the Report. The Subscriber shall independently verify the accuracy and correctness of the information/data before in any way acting upon the same. MIPL shall not be liable for any harm, injury, loss or damage caused to the Subscriber due to default by the Subscriber's debtors/beneficiaries in fulfilling their obligations of any nature whatsoever. This Report or any of its portion shall not be used as a documentary evidence or otherwise before any investigative agencies or forum of law. This Report is confidential and proprietary to MIPL. The Subscriber and/or any other person(s) may not reproduce, publish or disclose any of the contents of the Report to others without the express authorization of MIPL. This Report is prepared and issued to the Subscriber without any risk, responsibility or liability on the part of MIPL or its officials.

**RATING EXPLANATIONS**

Credit Rating	Explanation	Rating Comments
A++	Minimum Risk	Business dealings permissible with minimum risk of default
A+	Low Risk	Business dealings permissible with low risk of default
A	Acceptable Risk	Business dealings permissible with moderate risk of default
B	Medium Risk	Business dealings permissible on a regular monitoring basis
C	Medium High Risk	Business dealings permissible preferably on secured basis
D	High Risk	Business dealing not recommended or on secured terms only
NB	New Business	No recommendation can be done due to business in infancy stage
NT	No Trace	No recommendation can be done as the business is not traceable

NB is stated where there is insufficient information to facilitate rating. However, it is not to be considered as unfavourable.

This score serves as a reference to assess SC's credit risk and to set the amount of credit to be extended. It is calculated from a composite of weighted scores obtained from each of the major sections of this report. The assessed factors are as follows:

- Financial condition covering various ratios
- Company background and operations size
- Promoters / Management background
- Payment record
- Litigation against the subject
- Industry scenario / competitor analysis
- Supplier / Customer / Banker review (wherever available)