

MIRA INFORM REPORT

Report No. :	544905
Report Date :	14.12.2018

IDENTIFICATION DETAILS

Name :	NEVILLE UK PLC
Registered Office :	Viking Way Unit 6 Erith Kent DA8 1EW
Country :	United Kingdom
Financials (as on) :	31.12.2017
Date of Incorporation :	08.12.2000
Com. Reg. No.:	04121817
Legal Form :	Public limited with Share Capital
Line of Business :	<ul style="list-style-type: none"> • Wholesale of other intermediate products • The provision of wholesalers to the catering and hospitality industry.
No. of Employees :	63 (2017)

RATING & COMMENTS

(Mira Inform has adopted New Rating mechanism w.e.f. 23rd January 2017)

MIRA's Rating :	A
------------------------	---

Credit Rating	Explanation	Rating Comments
A	Acceptable Risk	Business dealings permissible with moderate risk of default

Status :	Good
Payment Behaviour :	Regular
Litigation :	Clear

DISCLAIMER : This Report is **PRIVATE & CONFIDENTIAL** and it is prepared at the request of and for its use by the Subscriber only. The Subscriber shall use the contents of the Report merely as an aid to its business. Mira Inform Private Limited ("MIPL") has collated information/data in the Report, which have not been verified unless otherwise specifically mentioned in the Report. The Subscriber shall independently verify the accuracy and correctness of the information/data before in any way acting upon the same. MIPL shall not be liable for any harm, injury, loss or damage caused to the Subscriber due to default by the Subscriber's debtors/beneficiaries in fulfilling their obligations of any nature whatsoever. This Report or any of its portion shall not be used as a documentary evidence or otherwise before any investigative agencies or forum of law. This Report is confidential and proprietary to MIPL. The Subscriber and/or any other person(s) may not reproduce, publish or disclose any of the contents of the Report to others without the express authorization of MIPL. This Report is prepared and issued to the Subscriber without any risk, responsibility or liability on the part of MIPL or its officials.

NOTES :

Any query related to this report can be made on e-mail : infodept@mirainform.com while quoting report number, name and date.

ECGC Country Risk Classification List

Country Name	Previous Rating (30.06.2018)	Current Rating (30.09.2018)
United Kingdom	A1	A1

Risk Category	ECGC Classification
Insignificant	A1
Low Risk	A2
Moderately Low Risk	B1
Moderate Risk	B2
Moderately High Risk	C1
High Risk	C2
Very High Risk	D

UNITED KINGDOM - ECONOMIC OVERVIEW

The UK, a leading trading power and financial center, is the third largest economy in Europe after Germany and France. Agriculture is intensive, highly mechanized, and efficient by European standards, producing about 60% of food needs with less than 2% of the labor force. The UK has large coal, natural gas, and oil resources, but its oil and natural gas reserves are declining; the UK has been a net importer of energy since 2005. Services, particularly banking, insurance, and business services, are key drivers of British GDP growth. Manufacturing, meanwhile, has declined in importance but still accounts for about 10% of economic output.

In 2008, the global financial crisis hit the economy particularly hard, due to the importance of its financial sector. Falling home prices, high consumer debt, and the global economic slowdown compounded the UK's economic problems, pushing the economy into recession in the latter half of 2008 and prompting the then BROWN (Labour) government to implement a number of measures to stimulate the economy and stabilize the financial markets. Facing burgeoning public deficits and debt levels, in 2010 the then CAMERON-led coalition government (between Conservatives and Liberal Democrats) initiated an austerity program, which has continued under the Conservative government. However, the deficit still remains one of the highest in the G7, standing at 3.6% of GDP as of 2017, and the UK has pledged to lower its corporation tax from 20% to 17% by 2020. The UK had a debt burden of 90.4% GDP at the end of 2017.

The UK economy has begun to slow since the referendum vote to leave the EU in June 2016. A sustained depreciation of the British pound has increased consumer and producer prices, weighing on consumer spending without spurring a meaningful increase in exports. The UK has an extensive trade relationship with other EU members through its single market membership, and economic observers have warned the exit will jeopardize its position as the central location for European financial services. Prime Minister MAY is seeking a new "deep and special" trade relationship with the EU following the UK's exit. However, economists doubt that the UK will be able to preserve the benefits of EU membership without the obligations. The UK is expected to officially leave the EU by the end of March 2019.

Source : CIA

COMPANY NAME AND ADDRESS

NEVILLE UK PLC

VIKING WAY UNIT 6 ERITH KENT DA8 1EW

COMPANY NO.

04121817

COMPANY STATUS

Active - Accounts Filed

COMPANY SUMMARY

Registered Address	VIKING WAY UNIT 6 ERITH KENT DA8 1EW
Trading Address	Unit 6 Viking Way Erith Kent DA8 1EW
Website Address	http://www.nevilleuk.com
Telephone Number	01322443143
Fax Number	
TPS	No
FPS	Yes
Incorporation Date	08/12/2000
Previous Name	
Type	Public limited with Share Capital
FTSE Index	-
Date of Change	-
Filing Date of Accounts	09/06/2018
Currency	GBP
Share Capital	£50,040

DISCLAIMER : This Report is **PRIVATE & CONFIDENTIAL** and it is prepared at the request of and for its use by the Subscriber only. The Subscriber shall use the contents of the Report merely as an aid to its business. Mira Inform Private Limited ("MIPL") has collated information/data in the Report, which have not been verified unless otherwise specifically mentioned in the Report. The Subscriber shall independently verify the accuracy and correctness of the information/data before in any way acting upon the same. MIPL shall not be liable for any harm, injury, loss or damage caused to the Subscriber due to default by the Subscriber's debtors/beneficiaries in fulfilling their obligations of any nature whatsoever. This Report or any of its portion shall not be used as a documentary evidence or otherwise before any investigative agencies or forum of law. This Report is confidential and proprietary to MIPL. The Subscriber and/or any other person(s) may not reproduce, publish or disclose any of the contents of the Report to others without the express authorization of MIPL. This Report is prepared and issued to the Subscriber without any risk, responsibility or liability on the part of MIPL or its officials.

SIC07	46760
Charity Number	-
SIC07 Description	WHOLESALE OF OTHER INTERMEDIATE PRODUCTS
Principal Activity	The provision of wholesalers to the catering and hospitality industry.

ADDITIONAL INFORMATION

CCJ's	0 (£0)
No CCJ Information To Display	
Ultimate Holding Company	NEVILLE UK TRADING HOLDINGS LIMITED
Accountant	-
Mortgages	5
Trade Debtors	-
Group	3 companies
Linkages	0 companies
Countries	In 0 countries

KEY FINANCIALS

Year to Date	Turnover	Pre Tax Profit	Shareholder's Funds	Employees
31/12/2017	£19,640,477	£439,486	£6,154,406	63
31/12/2016	£17,994,136	£1,345,433	£5,816,270	65
31/12/2015	£16,496,107	£1,668,570	£5,484,911	57

MORTGAGE SUMMARY

Total Mortgage	5
Outstanding	5
Satisfied	0

TRADE DEBTORS / BAD DEBT SUMMARY

Total Number of Documented Trade	12
Total Value of Documented Trade	£69,506

COMMENTARY

This company's ratio of total liabilities to total assets indicates the presence of moderate equity funding.
This company's return on total assets employed ratio indicates a relatively efficient use of assets.
This company has only made late payments on a low percentage of invoices.
The company has more cash than short term bank borrowings.
This company trades in an industry with a lower level of corporate failures.

CCJ

Total Number of Exact CCJs -	0	Total Value of Exact CCJs -	
Total Number of Possible CCJs -	0	Total Value of Possible CCJs -	
Total Number of Satisfied CCJs -	0	Total Value of Satisfied CCJs -	
Total Number of Writs -	-		

Total Current Directors	4	Total Current Secretaries	1
Total Previous Directors / Company Secretaries	4	Total Person's With Significant Control	2

CURRENT DIRECTORS

Title	Mr	Function	Director
Name	John David Pompei	Nationality	British
Date of Birth	01/1946	Present Appointments	5
Latest Address	The Cottage Heathfield Lane, Chislehurst, Kent	Appointment Date	08/12/2000
Post Code	BR7 6AH		

Title	Ms	Function	Director
Name	Ann Louise Pompei	Nationality	British
Date of Birth	06/1945	Present Appointments	4
Latest Address	The Cottage Heathfield Lane, Chislehurst, Kent	Appointment Date	08/12/2000
Post Code	BR7 6AH		

Title	Ms	Function	Director
Name	Heather Maureen Neville	Nationality	British
Date of Birth	06/1938	Present Appointments	3
Latest Address	10 The Chenies, Petts Wood, Kent	Appointment Date	08/12/2000
Post Code	BR6 0ED		
Title	Mr	Function	Director

DISCLAIMER : This Report is **PRIVATE & CONFIDENTIAL** and it is prepared at the request of and for its use by the Subscriber only. The Subscriber shall use the contents of the Report merely as an aid to its business. Mira Inform Private Limited ("MIPL") has collated information/data in the Report, which have not been verified unless otherwise specifically mentioned in the Report. The Subscriber shall independently verify the accuracy and correctness of the information/data before in any way acting upon the same. MIPL shall not be liable for any harm, injury, loss or damage caused to the Subscriber due to default by the Subscriber's debtors/beneficiaries in fulfilling their obligations of any nature whatsoever. This Report or any of its portion shall not be used as a documentary evidence or otherwise before any investigative agencies or forum of law. This Report is confidential and proprietary to MIPL. The Subscriber and/or any other person(s) may not reproduce, publish or disclose any of the contents of the Report to others without the express authorization of MIPL. This Report is prepared and issued to the Subscriber without any risk, responsibility or liability on the part of MIPL or its officials.

NEVILLE UK PLC - 544905

PAGE NO. : 7

Name	Andrew Jonathan Neville	Nationality	British
Date of Birth	06/1972	Present Appointments	1
Latest Address	Croft House The Street, Horton Kirby, Dartford	Appointment Date	15/01/2013
Post Code	DA4 9BY		



CURRENT COMPANY SECRETARY

Title	Mr	Function	Company Secretary
Name	John David Pompei	Nationality	British
Date of Birth	01/1946	Present Appointments	7
Latest Address	The Cottage Heathfield Lane, Chislehurst, Kent	Appointment Date	08/12/2000
Post Code	BR7 6AH		














TOP SHAREHOLDERS

Name	Currency	Share Count	Share Type	Nominal Value	% of Total Share Count
NEVILLE UK TRADING HOLDINGS LTD	GBP	50,000	ORDINARY	1	99.92
ANDREW NEVILLE	GBP	10	ORDINARY B	1	0.02
DAVID LEE	GBP	10	ORDINARY E	1	0.02
TRISTAN JONES	GBP	10	ORDINARY D	1	0.02
PETER STRATTON	GBP	10	ORDINARY C	1	0.02




PROFIT & LOSS

	Date Of Accounts	31/12/17	(%)	31/12/16	(%)	31/12/15	(%)	31/12/14	(%)	31/12/13
	Weeks	52	(%)	52	(%)	52	(%)	52	(%)	52
	Currency	GBP	(%)	GBP	(%)	GBP	(%)	GBP	(%)	GBP
	Consolidated A/cs	N	(%)	N	(%)	N	(%)	N	(%)	N
	Turnover	£19,640,477	9.1%	£17,994,136	9.1%	£16,496,107	10.1%	£14,979,965	24.4%	£12,040,604
	Export	£3,730,707	33.3%	£2,798,272	25.6%	£2,227,910	58%	£1,410,000	-	£1,625,202















DISCLAIMER : This Report is **PRIVATE & CONFIDENTIAL** and it is prepared at the request of and for its use by the Subscriber only. The Subscriber shall use the contents of the Report merely as an aid to its business. Mira Inform Private Limited ("MIPL") has collated information/data in the Report, which have not been verified unless otherwise specifically mentioned in the Report. The Subscriber shall independently verify the accuracy and correctness of the information/data before in any way acting upon the same. MIPL shall not be liable for any harm, injury, loss or damage caused to the Subscriber due to default by the Subscriber's debtors/beneficiaries in fulfilling their obligations of any nature whatsoever. This Report or any of its portion shall not be used as a documentary evidence or otherwise before any investigative agencies or forum of law. This Report is confidential and proprietary to MIPL. The Subscriber and/or any other person(s) may not reproduce, publish or disclose any of the contents of the Report to others without the express authorization of MIPL. This Report is prepared and issued to the Subscriber without any risk, responsibility or liability on the part of MIPL or its officials.

									%	
	Cost of Sales	£11,578,882	19.3%	£9,704,596	6.9%	£9,074,199	12%	£8,099,696	18.7%	£6,823,917
	Gross Profit	£8,061,595	-2.7%	£8,289,540	11.7%	£7,421,908	7.9%	£6,880,269	31.9%	£5,216,687
	Wages & Salaries	£3,089,913	2.1%	£3,025,502	19.1%	£2,539,372	17.5%	£2,161,219	36.2%	£1,587,133
	Directors Emoluments	£228,196	102.7%	£112,569	4.1%	£108,151	3.3%	£104,743	-1.4%	£106,201
	Operating Profit	£457,229	-66.5%	£1,363,159	-18.7%	£1,676,577	-8.3%	£1,829,011	42%	£1,288,121
	Depreciation	£140,095	5%	£133,364	7.6%	£123,909	43.5%	£86,335	38.7%	£62,235
	Audit Fees	£10,450	3%	£10,145	3%	£9,850	3.7%	£9,500	-	£9,500
	Interest Payments	£20,261	12.6%	£17,996	121%	£8,143	-38.9%	£13,320	-21.8%	£17,028
	Pre Tax Profit	£439,486	-67.3%	£1,345,433	-19.4%	£1,668,570	-8.1%	£1,816,114	42.8%	£1,271,491
	Taxation	-£86,350	68.8%	-£276,738	18.5%	-£339,507	12.3%	-£387,238	-35.4%	-£286,063
	Profit After Tax	£353,136	-67%	£1,068,695	-19.6%	£1,329,063	-7%	£1,428,876	45%	£985,428
	Dividends Payable	£15,000	-98%	£737,326	9.7%	£672,149	52.9%	£439,574	166.1%	£165,193
	Retained Profit	£338,136	2%	£331,369	-49.6%	£656,914	-33.6%	£989,302	20.6%	£820,235

BALANCE SHEET

	Date Of Accounts	31/12/17	(%)	31/12/16	(%)	31/12/15	(%)	31/12/14	(%)	31/12/13
	Tangible Assets	£1,286,533	166.2%	£483,231	4.4%	£462,720	-12.3%	£527,459	97.5%	£267,050
	Intangible Assets	0	-	0	-	0	-	0	-	0
	Total Fixed Assets	£1,286,533	166.2%	£483,231	4.4%	£462,720	-12.3%	£527,459	97.5%	£267,050






DISCLAIMER : This Report is **PRIVATE & CONFIDENTIAL** and it is prepared at the request of and for its use by the Subscriber only. The Subscriber shall use the contents of the Report merely as an aid to its business. Mira Inform Private Limited ("MIPL") has collated information/data in the Report, which have not been verified unless otherwise specifically mentioned in the Report. The Subscriber shall independently verify the accuracy and correctness of the information/data before in any way acting upon the same. MIPL shall not be liable for any harm, injury, loss or damage caused to the Subscriber due to default by the Subscriber's debtors/beneficiaries in fulfilling their obligations of any nature whatsoever. This Report or any of its portion shall not be used as a documentary evidence or otherwise before any investigative agencies or forum of law. This Report is confidential and proprietary to MIPL. The Subscriber and/or any other person(s) may not reproduce, publish or disclose any of the contents of the Report to others without the express authorization of MIPL. This Report is prepared and issued to the Subscriber without any risk, responsibility or liability on the part of MIPL or its officials.

							%			
	Stock	£3,168,270	- 12.8%	£3,632,397	14%	£3,186,337	20.9%	£2,635,913	25.1%	£2,107,537
	Trade Debtors	£3,642,482	10.1%	£3,308,315	3.5%	£3,196,568	5.4%	£3,032,969	28.7%	£2,355,820
	Cash	£700,316	- 49.1%	£1,376,100	904.9%	£136,933	- 68.4%	£433,486	- 24.2%	£572,168
	Other Debtors	£520,784	54.6%	£336,935	- 15.8%	£400,348	- 8.4%	£437,004	1.8%	£429,420
	Miscellaneous Current Assets	0	-	0	-	0	-	0	-	0
	Total Current Assets	£8,031,852	-7.2%	£8,653,747	25.1%	£6,920,186	5.8%	£6,539,372	19.7%	£5,464,945
	Trade Creditors	£897,868	- 33.7%	£1,354,758	110.1%	£644,807	57.9%	£408,250	30%	£314,116
	Bank Loans & Overdrafts	£217,176	-	0	-	0	-	0	-	0
	Other Short Term Finance	£148,122	592%	£21,405	-	0	-	0	-	0
	Miscellaneous Current Liabilities	£1,532,926	- 16.4%	£1,834,081	57.2%	£1,166,730	-30%	£1,666,502	31.7%	£1,265,196
	Total Current Liabilities	£2,796,092	-12.9%	£3,210,244	77.2%	£1,811,537	-12.7%	£2,074,752	31.4%	£1,579,312
	Bank Loans & Overdrafts and LTL	£585,063	429.6%	£110,464	27.8%	£86,458	- 47.3%	£164,082	- 47.7%	£313,988
	Other Long Term Finance	£195,251	591.9%	£28,219	-	0	-	0	- 100%	£270,985
	Total Long Term Liabilities	£367,887	233%	£110,464	27.8%	£86,458	-47.3%	£164,082	-47.7%	£313,988






CAPITAL & RESERVES

Date Of Accounts	31/12/17	(%)	31/12/16	(%)	31/12/15	(%)	31/12/14	(%)	31/12/13
------------------	----------	-----	----------	-----	----------	-----	----------	-----	----------



DISCLAIMER : This Report is **PRIVATE & CONFIDENTIAL** and it is prepared at the request of and for its use by the Subscriber only. The Subscriber shall use the contents of the Report merely as an aid to its business. Mira Inform Private Limited ("MIPL") has collated information/data in the Report, which have not been verified unless otherwise specifically mentioned in the Report. The Subscriber shall independently verify the accuracy and correctness of the information/data before in any way acting upon the same. MIPL shall not be liable for any harm, injury, loss or damage caused to the Subscriber due to default by the Subscriber's debtors/beneficiaries in fulfilling their obligations of any nature whatsoever. This Report or any of its portion shall not be used as a documentary evidence or otherwise before any investigative agencies or forum of law. This Report is confidential and proprietary to MIPL. The Subscriber and/or any other person(s) may not reproduce, publish or disclose any of the contents of the Report to others without the express authorization of MIPL. This Report is prepared and issued to the Subscriber without any risk, responsibility or liability on the part of MIPL or its officials.

	Called Up Share Capital	£50,030	-	£50,030	0%	£50,040	-	£50,040	-	£50,040
	P & L Account Reserve	£6,104,366	5.9%	£5,766,230	6.1%	£5,434,871	13.7%	£4,777,957	26.1%	£3,788,655
	Revaluation Reserve	-	-	-	-	-	-	-	-	-
	Sundry Reserves	£10	-	£10	-	-	-	-	-	-
	Shareholder Funds	£6,154,406	5.8%	£5,816,270	6%	£5,484,911	13.6%	£4,827,997	25.8%	£3,838,695



OTHER FINANCIAL ITEMS

	Date Of Accounts	31/12/17	(%)	31/12/16	(%)	31/12/15	(%)	31/12/14	(%)	31/12/13
	Net Worth	£6,154,406	5.8%	£5,816,270	6%	£5,484,911	13.6%	£4,827,997	25.8%	£3,838,695
	Working Capital	£5,235,760	-3.8%	£5,443,503	6.6%	£5,108,649	14.4%	£4,464,620	14.9%	£3,885,633
	Total Assets	£9,318,385	2%	£9,136,978	23.8%	£7,382,906	4.5%	£7,066,831	23.3%	£5,731,995
	Total Liabilities	£3,163,979	-4.7%	£3,320,708	75%	£1,897,995	-15.2%	£2,238,834	18.3%	£1,893,300
	Net Assets	£6,154,406	5.8%	£5,816,270	6%	£5,484,911	13.6%	£4,827,997	25.8%	£3,838,695



CASH FLOW

	Date Of Accounts	31/12/17	(%)	31/12/16	(%)	31/12/15	(%)	31/12/14	(%)	31/12/13
	Net Cashflow from Operations	£196,674	-92.1%	£2,493,775	145.5%	£1,015,859	-33.3%	£1,523,943	154.1%	£599,624
	Net Cashflow before Financing	-£926,117	-176.6%	£1,208,360	999.9%	-£30,543	-111.5%	£266,293	999.9%	£22,686








DISCLAIMER : This Report is **PRIVATE & CONFIDENTIAL** and it is prepared at the request of and for its use by the Subscriber only. The Subscriber shall use the contents of the Report merely as an aid to its business. Mira Inform Private Limited ("MIPL") has collated information/data in the Report, which have not been verified unless otherwise specifically mentioned in the Report. The Subscriber shall independently verify the accuracy and correctness of the information/data before in any way acting upon the same. MIPL shall not be liable for any harm, injury, loss or damage caused to the Subscriber due to default by the Subscriber's debtors/beneficiaries in fulfilling their obligations of any nature whatsoever. This Report or any of its portion shall not be used as a documentary evidence or otherwise before any investigative agencies or forum of law. This Report is confidential and proprietary to MIPL. The Subscriber and/or any other person(s) may not reproduce, publish or disclose any of the contents of the Report to others without the express authorization of MIPL. This Report is prepared and issued to the Subscriber without any risk, responsibility or liability on the part of MIPL or its officials.

	Net Cashflow from Financing	£33,157	7.6%	£30,807	111.6 %	-£266,010	34.3%	-£404,975	- 25.5%	- £322,597
	Increase in Cash	- £892,960	- 172.1 %	£1,239,167	517.9 %	-£296,553	- 113.8 %	-£138,682	53.8%	- £299,911








MISCELLANEOUS

	Date Of Accounts	31/12/17	(%)	31/12/16	(%)	31/12/15	(%)	31/12/14	(%)	31/12/13
	Contingent Liability	NO	-	NO	-	NO	-	NO	-	YES
	Capital Employed	£6,522,293	10%	£5,926,734	6.4 %	£5,571,369	11.6 %	£4,992,079	20.2 %	£4,152,683
	Number of Employees	63	- 3.1 %	65	14%	57	9.6%	52	33.3 %	39
	Accountants									
	Auditors	BARNES ROFFE LLP								
	Auditor Comments	The audit report contains no adverse comments								
	Bankers	NATIONAL WESTMINSTER BANK PLC								
	Bank Branch Code	51-70-14								

RATIOS

	Date Of Accounts	31/12/17	31/12/16	31/12/15	31/12/14	31/12/13
	Pre-tax profit margin %	2.24	7.48	10.11	12.12	10.56
	Current ratio	2.87	2.70	3.82	3.15	3.46
	Sales/Net Working Capital	3.75	3.31	3.23	3.36	3.10
	Gearing %	9.50	1.90	1.60	3.40	8.20
	Equity in %	66	63.70	74.30	68.30	67
	Creditor Days	16.64	27.40	14.22	9.92	9.49
	Debtor Days	67.50	66.92	70.53	73.69	71.21

DISCLAIMER : This Report is **PRIVATE & CONFIDENTIAL** and it is prepared at the request of and for its use by the Subscriber only. The Subscriber shall use the contents of the Report merely as an aid to its business. Mira Inform Private Limited ("MIPL") has collated information/data in the Report, which have not been verified unless otherwise specifically mentioned in the Report. The Subscriber shall independently verify the accuracy and correctness of the information/data before in any way acting upon the same. MIPL shall not be liable for any harm, injury, loss or damage caused to the Subscriber due to default by the Subscriber's debtors/beneficiaries in fulfilling their obligations of any nature whatsoever. This Report or any of its portion shall not be used as a documentary evidence or otherwise before any investigative agencies or forum of law. This Report is confidential and proprietary to MIPL. The Subscriber and/or any other person(s) may not reproduce, publish or disclose any of the contents of the Report to others without the express authorization of MIPL. This Report is prepared and issued to the Subscriber without any risk, responsibility or liability on the part of MIPL or its officials.

	Liquidity/Acid Test	1.73	1.56	2.06	1.88	2.12
	Return On Capital Employed %	6.73	22.70	29.94	36.37	30.61
	Return On Total Assets Employed %	4.71	14.72	22.60	25.69	22.18
	Current Debt Ratio	0.45	0.55	0.33	0.42	0.41
	Total Debt Ratio	0.51	0.57	0.34	0.46	0.49
	Stock Turnover Ratio %	16.13	20.18	19.31	17.59	17.50
	Return on Net Assets Employed %	7.14	23.13	30.42	37.61	33.12

REPORT NOTES

There are no notes to display.

STATUS HISTORY

No Status History found

EVENT HISTORY

Date	Description
19/06/2018	Payment Data Update Received
18/06/2018	New Accounts Filed
18/06/2018	New Accounts Filed
16/12/2017	Confirmation Statement
08/07/2017	New Accounts Filed
08/07/2017	New Accounts Filed
19/05/2017	Professor B.G. Neville has left the board
18/12/2016	Annual Returns
06/07/2016	New Accounts Filed
06/07/2016	New Accounts Filed
01/01/2016	Annual Returns
15/06/2015	New Accounts Filed
15/06/2015	New Accounts Filed
03/01/2015	Annual Returns
26/04/2014	New Accounts Filed

DISCLAIMER : This Report is **PRIVATE & CONFIDENTIAL** and it is prepared at the request of and for its use by the Subscriber only. The Subscriber shall use the contents of the Report merely as an aid to its business. Mira Inform Private Limited ("MIPL") has collated information/data in the Report, which have not been verified unless otherwise specifically mentioned in the Report. The Subscriber shall independently verify the accuracy and correctness of the information/data before in any way acting upon the same. MIPL shall not be liable for any harm, injury, loss or damage caused to the Subscriber due to default by the Subscriber's debtors/beneficiaries in fulfilling their obligations of any nature whatsoever. This Report or any of its portion shall not be used as a documentary evidence or otherwise before any investigative agencies or forum of law. This Report is confidential and proprietary to MIPL. The Subscriber and/or any other person(s) may not reproduce, publish or disclose any of the contents of the Report to others without the express authorization of MIPL. This Report is prepared and issued to the Subscriber without any risk, responsibility or liability on the part of MIPL or its officials.

PREVIOUS COMPANY NAMES

No Previous Names found

WRIT DETAILS

No writs found

STATISTICS

Group	3 companies
Linkages	0 companies
Countries	In 0 countries

SUMMARY

Holding Company	NEVILLE UK TRADING HOLDINGS LIMITED
Ownership Status	Wholly Owned
Ultimate Holding Company	NEVILLE UK TRADING HOLDINGS LIMITED

GROUP STRUCTURE FULL

Company Name	Registered Number	Latest Key Financials	Consol. Accounts	Turnover
NEVILLE UK TRADING HOLDI...	08144116	31.12.2017	Y	£19,640,477
NEVILLE UK PLC	04121817	31.12.2017	N	£19,640,477
NEVILLE UK PROPERTY LI...	08147190	31.12.2017	N	£160,000

MORTGAGE DETAILS

Mortgage Type:			
Date Charge Created:	27/06/16		
Date Charge Registered:	29/06/16		

DISCLAIMER : This Report is **PRIVATE & CONFIDENTIAL** and it is prepared at the request of and for its use by the Subscriber only. The Subscriber shall use the contents of the Report merely as an aid to its business. Mira Inform Private Limited ("MIPL") has collated information/data in the Report, which have not been verified unless otherwise specifically mentioned in the Report. The Subscriber shall independently verify the accuracy and correctness of the information/data before in any way acting upon the same. MIPL shall not be liable for any harm, injury, loss or damage caused to the Subscriber due to default by the Subscriber's debtors/beneficiaries in fulfilling their obligations of any nature whatsoever. This Report or any of its portion shall not be used as a documentary evidence or otherwise before any investigative agencies or forum of law. This Report is confidential and proprietary to MIPL. The Subscriber and/or any other person(s) may not reproduce, publish or disclose any of the contents of the Report to others without the express authorization of MIPL. This Report is prepared and issued to the Subscriber without any risk, responsibility or liability on the part of MIPL or its officials.

Date Charge Satisfied:	-		
Status:	OUTSTANDING		
Person(s) Entitled:	ANN LOUISE POMPEI;		
Amount Secured:			
Details:	CONTAINS FIXED CHARGE.CONTAINS FLOATINGCHARGE.CONTAINS NEGATIVE PLEDGE.		
Mortgage Type:			
Date Charge Created:	27/06/16		
Date Charge Registered:	29/06/16		
Date Charge Satisfied:	-		
Status:	OUTSTANDING		
Person(s) Entitled:	JOHN DAVID POMPEI;		
Amount Secured:			
Details:	CONTAINS FIXED CHARGE.CONTAINS FLOATINGCHARGE.CONTAINS NEGATIVE PLEDGE.		

Mortgage Type:			
Date Charge Created:	27/06/16		
Date Charge Registered:	29/06/16		
Date Charge Satisfied:	-		
Status:	OUTSTANDING		
Person(s) Entitled:	HEATHER MAUREEN NEVILLE;		
Amount Secured:			
Details:	CONTAINS FIXED CHARGE.CONTAINS FLOATINGCHARGE.CONTAINS NEGATIVE PLEDGE.		
Mortgage Type:			
Date Charge Created:	27/06/16		
Date Charge Registered:	29/06/16		
Date Charge Satisfied:	-		
Status:	OUTSTANDING		
Person(s) Entitled:	BRIAN GEORGE RICHARD NEVILLE;		
Amount Secured:			
Details:	CONTAINS FIXED CHARGE.CONTAINS FLOATINGCHARGE.CONTAINS NEGATIVE PLEDGE.		

Mortgage Type:	MORTGAGE DEBENTURE		
Date Charge Created:	14/01/01		
Date Charge Registered:	23/01/01		
Date Charge Satisfied:	-		
Status:	OUTSTANDING		
Person(s) Entitled:	NATIONAL WESTMINSTER BANK PLC		
Amount Secured:	ALL MONIES DUE OR TO BECOME DUE FROM THE COMPANY TO THE CHARGE ON ANY ACCOUNT WHATSOEVER		
Details:	A SPECIFIC EQUITABLE CHARGE OVER ALL FREEHOLD AND LEASEHOLD PROPERTIES AND/OR THE PROCEEDS OF SALE THEREOF FIXED AND FLOATING CHARGES OVER UNDERTAKING AND ALL PROPERTY AND ASSETS PRESENT AND FUTURE INCLUDING GOODWILL		

DISCLAIMER : This Report is **PRIVATE & CONFIDENTIAL** and it is prepared at the request of and for its use by the Subscriber only. The Subscriber shall use the contents of the Report merely as an aid to its business. Mira Inform Private Limited ("MIPL") has collated information/data in the Report, which have not been verified unless otherwise specifically mentioned in the Report. The Subscriber shall independently verify the accuracy and correctness of the information/data before in any way acting upon the same. MIPL shall not be liable for any harm, injury, loss or damage caused to the Subscriber due to default by the Subscriber's debtors/beneficiaries in fulfilling their obligations of any nature whatsoever. This Report or any of its portion shall not be used as a documentary evidence or otherwise before any investigative agencies or forum of law. This Report is confidential and proprietary to MIPL. The Subscriber and/or any other person(s) may not reproduce, publish or disclose any of the contents of the Report to others without the express authorization of MIPL. This Report is prepared and issued to the Subscriber without any risk, responsibility or liability on the part of MIPL or its officials.

BOOKDEBTS AND THE BENEFITS OF ANY LICENCES

CREDITOR DETAILS

	Total Number	Total Value
Trade Creditors	0	-
No Creditor Data		

TRADE DEBTORS / BAD DEBT DETAIL

	Total Number of Documented Trade	Total Value of Documented Trade	
Trade Debtors	12	£69,506	
Company Name	Amount	Statement Date	
Richens Global Trading Ltd	£28,471	03/04/2017	
R S B Catering Supplies Ltd	£25,584	05/03/2015	
N S S Supplies Limited	£7,906	04/06/2010	
Cookware UK Ltd	£1,719	24/02/2011	
J W Oxby & Son Ltd	£1,341	23/07/2012	
Vision Catering Solutions Ltd	£1,083	17/07/2013	
Cougar Manufacturing Limited	£1,062	13/03/2017	
Britannia Catering Sales Limited	£827	17/02/2012	
How Can We Help You Ltd	£804	03/02/2016	
Crestcode Limited	£321	18/08/2015	
H C K Group Limited	£262	20/09/2010	
Olive Branch Catering Equipment Limited	£126	23/03/2017	

PREVIOUS DIRECTOR/COMPANY SECRETARIES

Name	Current Active Appointments	Previous Appointments	Dissolved Companies
L.C.I. SECRETARIES LIMITED	0	73	327
Brian George Richard Neville	1	5	1
L.C.I. DIRECTORS LIMITED	0	638	2166
L.C.I. SECRETARIES LIMITED	0	673	2337
Total Persons With Significant Control	2	Total Statements	0
Active	2	Active	0
Ceased	0	Ceased	0

DISCLAIMER : This Report is **PRIVATE & CONFIDENTIAL** and it is prepared at the request of and for its use by the Subscriber only. The Subscriber shall use the contents of the Report merely as an aid to its business. Mira Inform Private Limited ("MIPL") has collated information/data in the Report, which have not been verified unless otherwise specifically mentioned in the Report. The Subscriber shall independently verify the accuracy and correctness of the information/data before in any way acting upon the same. MIPL shall not be liable for any harm, injury, loss or damage caused to the Subscriber due to default by the Subscriber's debtors/beneficiaries in fulfilling their obligations of any nature whatsoever. This Report or any of its portion shall not be used as a documentary evidence or otherwise before any investigative agencies or forum of law. This Report is confidential and proprietary to MIPL. The Subscriber and/or any other person(s) may not reproduce, publish or disclose any of the contents of the Report to others without the express authorization of MIPL. This Report is prepared and issued to the Subscriber without any risk, responsibility or liability on the part of MIPL or its officials.

ACTIVE PERSONS WITH SIGNIFICANT CONTROL

Name	Neville Uk Trading Holdings Limited	Kind	Corporate Entity With Significant Control
Address	Unit 6 Viking Way, Erith, Kent	Notified On	06/04/2016
Post Code	DA8 1EW	Legal Form	Private Company Limited By Shares
Authority	Companies Act 2006	Place Registered	England And Wales
Country Registered	England And Wales	Registration Number	08144116
Nature Of Control	Ownership Of Shares 75 To 100 Percent, Voting Rights 75 To 100 Percent		
Name	Neville Uk Trading Holdings Limited	Kind	Corporate Entity With Significant Control
Address	Unit 6 Viking Way, Erith	Notified On	06/04/2016
Post Code	DA8 1EW	Legal Form	Limited Company
Authority	Companies Act 2006	Place Registered	Companies House
Country Registered	England And Wales	Registration Number	08144116
Nature Of Control	Ownership of shares - above 75%		

CEASED PERSONS WITH SIGNIFICANT CONTROL

No Ceased Persons With Significant Control To Display

ACTIVE STATEMENTS

No Active Statements To Display

CEASED STATEMENTS

No Ceased Statements To Display

FOREIGN EXCHANGE RATES

Currency	Unit	Indian Rupees
US Dollar	1	INR 71.54
UK Pound	1	INR 90.31
Euro	1	INR 81.34
GBP	1	INR 90.52

Note : Above are approximate rates obtained from sources believed to be correct

INFORMATION DETAILS

Analysis Done by :	NIS
Report Prepared by :	TRU

DISCLAIMER : This Report is **PRIVATE & CONFIDENTIAL** and it is prepared at the request of and for its use by the Subscriber only. The Subscriber shall use the contents of the Report merely as an aid to its business. Mira Inform Private Limited ("MIPL") has collated information/data in the Report, which have not been verified unless otherwise specifically mentioned in the Report. The Subscriber shall independently verify the accuracy and correctness of the information/data before in any way acting upon the same. MIPL shall not be liable for any harm, injury, loss or damage caused to the Subscriber due to default by the Subscriber's debtors/beneficiaries in fulfilling their obligations of any nature whatsoever. This Report or any of its portion shall not be used as a documentary evidence or otherwise before any investigative agencies or forum of law. This Report is confidential and proprietary to MIPL. The Subscriber and/or any other person(s) may not reproduce, publish or disclose any of the contents of the Report to others without the express authorization of MIPL. This Report is prepared and issued to the Subscriber without any risk, responsibility or liability on the part of MIPL or its officials.

RATING EXPLANATIONS

Credit Rating	Explanation	Rating Comments
A++	Minimum Risk	Business dealings permissible with minimum risk of default
A+	Low Risk	Business dealings permissible with low risk of default
A	Acceptable Risk	Business dealings permissible with moderate risk of default
B	Medium Risk	Business dealings permissible on a regular monitoring basis
C	Medium High Risk	Business dealings permissible preferably on secured basis
D	High Risk	Business dealing not recommended or on secured terms only
NB	New Business	No recommendation can be done due to business in infancy stage
NT	No Trace	No recommendation can be done as the business is not traceable

NB is stated where there is insufficient information to facilitate rating. However, it is not to be considered as unfavourable.

This score serves as a reference to assess SC's credit risk and to set the amount of credit to be extended. It is calculated from a composite of weighted scores obtained from each of the major sections of this report. The assessed factors are as follows:

- Financial condition covering various ratios
- Company background and operations size
- Promoters / Management background
- Payment record
- Litigation against the subject
- Industry scenario / competitor analysis
- Supplier / Customer / Banker review (wherever available)