

MIRA INFORM REPORT

Report No. :	544287
Report Date :	14.12.2018

IDENTIFICATION DETAILS

Name :	SWADESHI CIVIL INFRASTRUCTURE PRIVATE LIMITED
Registered Office :	302, DLF Tower 'B', Jasola, New Delhi – 110044
Tel. No.:	91-11-41030047
Country :	India
Financials (as on) :	31.03.2017
Date of Incorporation :	12.03.2008
CIN No.: [Company Identification No.]	U45400DL2008PTC175221
Capital Investment / Paid-up Capital :	INR 83.280 Million
PAN No.: [Permanent Account No.]	AALCS7613M
GSTN : [Goods & Service Tax Registration No.]	07AALCS7613M1ZT (Delhi) 27AALCS7613M1ZR (Maharashtra)
Legal Form :	Private Limited Liability Company
Line of Business :	Subject is engaged into Construction Activity. (Registered Activity)
No. of Employees :	Not Divulged

RATING & COMMENTS

(Mira Inform has adopted New Rating mechanism w.e.f. 23rd January 2017)

MIRA's Rating : A

Credit Rating	Explanation	Rating Comments
A	Acceptable Risk	Business dealings permissible with moderate risk of default

DISCLAIMER : This Report is **PRIVATE & CONFIDENTIAL** and it is prepared at the request of and for its use by the Subscriber only. The Subscriber shall use the contents of the Report merely as an aid to its business. Mira Inform Private Limited ("MIPL") has collated information/data in the Report, which have not been verified unless otherwise specifically mentioned in the Report. The Subscriber shall independently verify the accuracy and correctness of the information/data before in any way acting upon the same. MIPL shall not be liable for any harm, injury, loss or damage caused to the Subscriber due to default by the Subscriber's debtors/beneficiaries in fulfilling their obligations of any nature whatsoever. This Report or any of its portion shall not be used as a documentary evidence or otherwise before any investigative agencies or forum of law. This Report is confidential and proprietary to MIPL. The Subscriber and/or any other person(s) may not reproduce, publish or disclose any of the contents of the Report to others without the express authorization of MIPL. This Report is prepared and issued to the Subscriber without any risk, responsibility or liability on the part of MIPL or its officials.

Maximum Credit Limit :	USD 1640000 INR 115000000
Status :	Satisfactory
Payment Behaviour :	Slow but correct
Litigation :	Clear
Comments :	<p>Subject was incorporated in the year 2008 and it is having a satisfactory track record.</p> <p>For the financial year 2017, the company has increased its revenue as compared to its previous year along with fair profit margin during the year.</p> <p>Rating takes into consideration, the satisfactory financial risk profile marked by adequate net worth base and strong debt protection metrics.</p> <p>Payment seems to be slow but correct.</p> <p>In view of aforesaid, the company can be considered for business dealings at usual trade terms and conditions.</p>

NOTES:

Any query related to this report can be made on e-mail: infodept@mirainform.com while quoting report number, name and date.

ECGC Country Risk Classification List

Country Name	Previous Rating (30.06.2018)	Current Rating (30.09.2018)
India	A1	A1

Risk Category	ECGC Classification
Insignificant	A1
Low Risk	A2
Moderately Low Risk	B1
Moderate Risk	B2
Moderately High Risk	C1
High Risk	C2
Very High Risk	D

EXTERNAL AGENCY RATING

DISCLAIMER : This Report is **PRIVATE & CONFIDENTIAL** and it is prepared at the request of and for its use by the Subscriber only. The Subscriber shall use the contents of the Report merely as an aid to its business. Mira Inform Private Limited ("MIPL") has collated information/data in the Report, which have not been verified unless otherwise specifically mentioned in the Report. The Subscriber shall independently verify the accuracy and correctness of the information/data before in any way acting upon the same. MIPL shall not be liable for any harm, injury, loss or damage caused to the Subscriber due to default by the Subscriber's debtors/beneficiaries in fulfilling their obligations of any nature whatsoever. This Report or any of its portion shall not be used as a documentary evidence or otherwise before any investigative agencies or forum of law. This Report is confidential and proprietary to MIPL. The Subscriber and/or any other person(s) may not reproduce, publish or disclose any of the contents of the Report to others without the express authorization of MIPL. This Report is prepared and issued to the Subscriber without any risk, responsibility or liability on the part of MIPL or its officials.

Rating Agency Name	Not Available
Rating	Not Available
Rating Explanation	Not Available
Date	Not Available

RBI DEFAULTERS' LIST STATUS

Subject's name is not enlisted as a defaulter in the publicly available RBI Defaulters' list.

EPF (Employee Provident Fund) DEFAULTERS' LIST STATUS

Subject's name is not enlisted as a defaulter in the publicly available EPF (Employee Provident Fund) Defaulters' list as of 31-03-2018.

BIFR (Board for Industrial & Financial Reconstruction) LISTING STATUS

Subject's name is not listed as a Sick Unit in the publicly available BIFR (Board for Industrial & Financial Reconstruction) list as of 14.12.2018

IBBI (Insolvency and Bankruptcy Board of India) LISTING STATUS

Subject's name is not listed in the publicly available IBBI (Insolvency and Bankruptcy Board of India) list as of report date.

INFORMATION DENIED

Management non-cooperative (Tel No.: 91-11-41030047)

LOCATIONS

Registered Office :	302, DLF Tower 'B', Jasola, New Delhi – 110044, India
Tel. No.:	91-11-41030047
Fax No.:	Not Available
E-Mail :	swadeshiconstructions@gmail.com info@swadeshicipl.com
Website :	https://www.swadeshicipl.com

DIRECTORS

As on 31.03.2018

Name :	Mr. Ram Avtar
Designation :	Managing Director
Address :	House No.1, First Floor, Sukhdev Vihar, New Friends Colony, Delhi -110025, India

DISCLAIMER : This Report is **PRIVATE & CONFIDENTIAL** and it is prepared at the request of and for its use by the Subscriber only. The Subscriber shall use the contents of the Report merely as an aid to its business. Mira Inform Private Limited ("MIPL") has collated information/data in the Report, which have not been verified unless otherwise specifically mentioned in the Report. The Subscriber shall independently verify the accuracy and correctness of the information/data before in any way acting upon the same. MIPL shall not be liable for any harm, injury, loss or damage caused to the Subscriber due to default by the Subscriber's debtors/beneficiaries in fulfilling their obligations of any nature whatsoever. This Report or any of its portion shall not be used as a documentary evidence or otherwise before any investigative agencies or forum of law. This Report is confidential and proprietary to MIPL. The Subscriber and/or any other person(s) may not reproduce, publish or disclose any of the contents of the Report to others without the express authorization of MIPL. This Report is prepared and issued to the Subscriber without any risk, responsibility or liability on the part of MIPL or its officials.

Date of Birth/Age :	05.07.1955			
Qualification :	GRADUATE			
Date of Appointment :	14.04.2010			
PAN No.:	AEQPA9398R			
DIN No:	02411212			
Other Directorship:				
	CIN/FCRN	Company Name	Begin Date	End Date
	U51909DL2004PTC260874	CHETNA VINIMAY PRIVATE LIMITED	17/12/2008	-
	U18101DL1997PTC091074	JUJAN TEK FAB PRIVATE LIMITED	20/07/2010	-
	U36101DL2003PTC122374	GOLDEN EDGE FURNITECH PRIVATE LIMITED	12/05/2010	-
	U45400DL2008PTC178897	INTEGRITY INFRASTRUCTURES PRIVATE LIMITED	20/03/2015	-
Name :	Mr. Ankit Goel			
Designation :	Director			
Address :	House No.1, First Floor, Sukhdev Vihar, New Friends Colony, Delhi -110025, India			
Date of Birth/Age :	20.08.1986			
Qualification :	GRADUATE			
Date of Appointment :	27.04.2015			
PAN No.:	AQBPF9083A			
DIN No:	02430660			
Other Directorship:				
	CIN/FCRN	Company Name	Begin Date	End Date
	U51909DL2004PTC260874	CHETNA VINIMAY PRIVATE LIMITED	17/12/2008	-
	U18101DL1997PTC091074	JUJAN TEK FAB PRIVATE LIMITED	20/07/2010	-
	U36101DL2003PTC122374	GOLDEN EDGE FURNITECH PRIVATE LIMITED	12/05/2010	-

KEY EXECUTIVES

Name :	Deepak Sharma and Associates
Designation :	Company Secretaries
Address :	A-52, 1st Floor, Street No.1, Gurunanakpura, Laxmi Nagar, Delhi-110092, India
Tel. No:	91-11-22432152
Mobile No:	91-9212084302
Email:	sharma.dsa@gmail.com
Name :	Mrs. Priya Jain
Designation :	Company Secretary
Address :	A1/2, East Krishna Nagar, Delhi 110051, India
Date of Appointment :	15.06.2018
PAN No.:	APCPJ2057D

MAJOR SHAREHOLDERS

As on 31.03.2017

Names of Shareholders	No. of Shares	% of Holding
Ram Avtar	5210000	62.56
Chetna Vinimay Private Limited	1884000	22.62
Moon City Distributors Private Limited	560000	6.72
Vibha Goel	252010	3.03
Ankit Goel	206020	2.47
Apoorva Goel	206020	2.47
Arvind Kumar Goel	9950	0.12
Total	8328000	100.00

LIST OF ALLOTTEES

As on: 22.01.2018

Names of Allottees	No. of Shares
Ram Avtar	120750
Vibha Goel	176400
Ankit Goel	127400
Apoorva Goel	259700
Ram Avtar and Sons HUF	8050
Vidyawati	8050
Total	700350

As on: 28.03.2018

Names of Allottees	No. of Shares
Ram Avtar	2665375
Vibha Goel	214205
Ankit Goel	166710
Apoorva Goel	232860
Arvind Kumar Goel	4975
Ram Avtar and Sons HUF	4025
Vidyawati	4025
Total	3292175

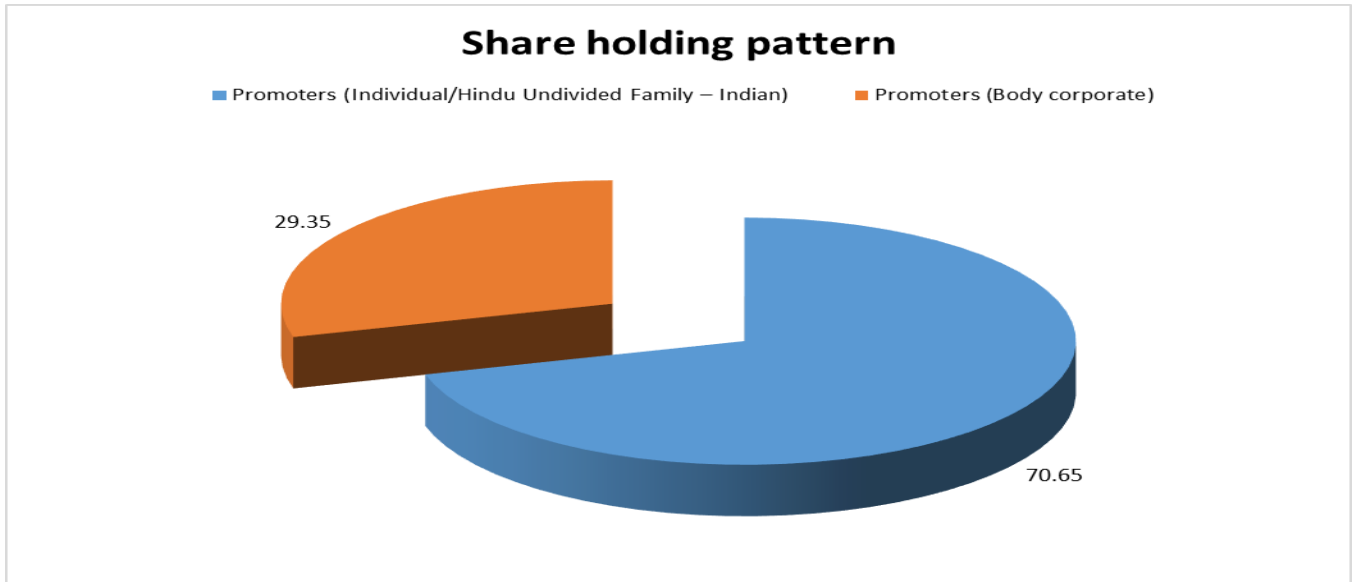
Equity Share Break up (Percentage of Total Equity)

As on: 29.09.2017

Category	Percentage
Promoters (Individual/Hindu Undivided Family – Indian)	70.65
Promoters (Body corporate)	29.35

DISCLAIMER : This Report is **PRIVATE & CONFIDENTIAL** and it is prepared at the request of and for its use by the Subscriber only. The Subscriber shall use the contents of the Report merely as an aid to its business. Mira Inform Private Limited ("MIPL") has collated information/data in the Report, which have not been verified unless otherwise specifically mentioned in the Report. The Subscriber shall independently verify the accuracy and correctness of the information/data before in any way acting upon the same. MIPL shall not be liable for any harm, injury, loss or damage caused to the Subscriber due to default by the Subscriber's debtors/beneficiaries in fulfilling their obligations of any nature whatsoever. This Report or any of its portion shall not be used as a documentary evidence or otherwise before any investigative agencies or forum of law. This Report is confidential and proprietary to MIPL. The Subscriber and/or any other person(s) may not reproduce, publish or disclose any of the contents of the Report to others without the express authorization of MIPL. This Report is prepared and issued to the Subscriber without any risk, responsibility or liability on the part of MIPL or its officials.

Total	100.00
--------------	---------------



BUSINESS DETAILS

Line of Business :	Subject is engaged into Construction Activity. (Registered Activity)	
Products / Services :	ITC Code No.	Products/Services Description
	99531299	Civil Construction
Brand Names :	Not Available	
Agencies Held :	Not Available	
Exports :	Not Divulged	
Imports :	Not Divulged	
Terms :	Not Divulged	

PRODUCTION STATUS – (NOT AVAILABLE)

GENERAL INFORMATION

Suppliers :	Reference :	Not Divulged
	Name of the Person :	--
	Contact No.:	--
	Since How Long Known :	--
	Maximum Limit Dealt :	--

DISCLAIMER : This Report is **PRIVATE & CONFIDENTIAL** and it is prepared at the request of and for its use by the Subscriber only. The Subscriber shall use the contents of the Report merely as an aid to its business. Mira Inform Private Limited ("MIPL") has collated information/data in the Report, which have not been verified unless otherwise specifically mentioned in the Report. The Subscriber shall independently verify the accuracy and correctness of the information/data before in any way acting upon the same. MIPL shall not be liable for any harm, injury, loss or damage caused to the Subscriber due to default by the Subscriber's debtors/beneficiaries in fulfilling their obligations of any nature whatsoever. This Report or any of its portion shall not be used as a documentary evidence or otherwise before any investigative agencies or forum of law. This Report is confidential and proprietary to MIPL. The Subscriber and/or any other person(s) may not reproduce, publish or disclose any of the contents of the Report to others without the express authorization of MIPL. This Report is prepared and issued to the Subscriber without any risk, responsibility or liability on the part of MIPL or its officials.

	Experience :	--	
	Remark:	--	
Customers :	Reference :	Not Divulged	
	Name of the Person :	--	
	Contact No.:	--	
	Since How Long Known :	--	
	Maximum Limit Dealt :	--	
	Experience :	--	
	Remark:	--	
No. of Employees :	Not Divulged		
Bankers :	<ul style="list-style-type: none"> HDFC Bank Limited, HDFC Bank Housesenapati Bapat Marg, Lower Parel (West), Mumbai-400013, Maharashtra, India ICICI Bank Limited, ICICI Bank Tower, Near Chakli Circle, Old Padra Road, Vadodara-390007, Gujarat, India Yes Bank Limited, 9th Floor, Nehru Centre, Discovery of India, Dr. Annie Besant Road, Worli, Mumbai-400018, Maharashtra, India 		
Facilities :	Secured Loan	31.03.2017 (INR in Million)	31.03.2016 (INR in Million)
	Short-term borrowings		
	Rupee term loans from banks	0.000	0.099
	Loans repayable on demand from banks	113.485	164.163
	Other loans and advances	0.000	36.609
	Total	113.485	200.871
Auditors :			
Name :	Andros and Company Chartered Accountants		
Address :	A-101, 2nd Floor, Group Industrial Area, Wazirpur, New Delhi-110052, India		
Income-tax PAN of auditor or auditor's firm :	AABFS7061C		
Membership No:	086492		
Memberships :	Not Available		
Collaborators :	Not Available		
Subsidiaries :	<ul style="list-style-type: none"> Golden Edge Furnitech Private Limited (U36101DL2003PTC122374) Jujan Tekfab Private Limited (U18101DL1997PTC091074) 		
Associates	<ul style="list-style-type: none"> Moocity Distributors Private Limited (U51109DL2008PTC263390) Chetna Vinimay Private Limited (U51909DL2004PTC260874) 		

DISCLAIMER : This Report is **PRIVATE & CONFIDENTIAL** and it is prepared at the request of and for its use by the Subscriber only. The Subscriber shall use the contents of the Report merely as an aid to its business. Mira Inform Private Limited ("MIPL") has collated information/data in the Report, which have not been verified unless otherwise specifically mentioned in the Report. The Subscriber shall independently verify the accuracy and correctness of the information/data before in any way acting upon the same. MIPL shall not be liable for any harm, injury, loss or damage caused to the Subscriber due to default by the Subscriber's debtors/beneficiaries in fulfilling their obligations of any nature whatsoever. This Report or any of its portion shall not be used as a documentary evidence or otherwise before any investigative agencies or forum of law. This Report is confidential and proprietary to MIPL. The Subscriber and/or any other person(s) may not reproduce, publish or disclose any of the contents of the Report to others without the express authorization of MIPL. This Report is prepared and issued to the Subscriber without any risk, responsibility or liability on the part of MIPL or its officials.

Enterprises which are owned, or have significant influence of or are partners with Key management personnel and their relatives	Art Creative Expression
--	-------------------------

CAPITAL STRUCTURE

After: 29.09.2017

Authorised Capital : INR 115.200 million

Issued, Subscribed & Paid-up Capital : INR 98.765 million

AS ON: 31.03.2017

Authorised Capital :

No. of Shares	Type	Value	Amount
10000000	Equity Shares	INR 10/- each	INR 100.000 Million

Issued, Subscribed & Paid-up Capital :

No. of Shares	Type	Value	Amount
8328000	Equity Shares	INR 10/- each	INR 83.280 Million

FINANCIAL DATA
[all figures are in INR Million]

ABRIDGED BALANCE SHEET (STANDALONE)

SOURCES OF FUNDS	31.03.2017	31.03.2016	31.03.2015
I. EQUITY AND LIABILITIES			
(1) Shareholders' Funds			
(a) Share Capital	83.280	83.280	83.280
(b) Reserves and Surplus	490.455	342.471	264.378
(c) Money received against share warrants	0.000	0.000	0.000
(2) Share Application money pending allotment	0.000	0.000	0.000
Total Shareholders' Funds (1) + (2)	573.735	425.751	347.658
(3) Non-Current Liabilities			
(a) long-term borrowings	0.000	0.853	1.234
(b) Deferred tax liabilities (Net)	2.419	0.095	0.000
(c) Other long-term liabilities	0.000	0.000	0.000
(d) long-term provisions	4.949	5.919	3.212
Total Non-current Liabilities (3)	7.368	6.867	4.446
(4) Current Liabilities			
(a) Short-term borrowings	166.422	232.270	237.943
(b) Trade payables	480.630	501.333	280.194
(c) Other current liabilities	27.356	56.099	82.787
(d) Short-term provisions	84.433	47.137	34.678
Total Current Liabilities (4)	758.841	836.839	635.602
TOTAL	1339.944	1269.457	987.706
II. ASSETS			
(1) Non-current assets			
(a) Fixed Assets			
(i) Tangible assets	149.447	23.891	10.073
(ii) Intangible Assets	0.000	0.000	0.000
(iii) Tangible assets capital work-in-progress	0.000	0.000	0.000
(iv) Intangible assets under development	0.000	0.000	0.000
(b) Non-current Investments	8.995	8.995	8.995
(c) Deferred tax assets (net)	0.000	0.000	0.051
(d) Long-term loans and advances	112.072	29.133	35.878
(e) Other Non-current assets	0.000	0.000	0.000
Total Non-Current Assets	270.514	62.019	54.997

DISCLAIMER : This Report is **PRIVATE & CONFIDENTIAL** and it is prepared at the request of and for its use by the Subscriber only. The Subscriber shall use the contents of the Report merely as an aid to its business. Mira Inform Private Limited ("MIPL") has collated information/data in the Report, which have not been verified unless otherwise specifically mentioned in the Report. The Subscriber shall independently verify the accuracy and correctness of the information/data before in any way acting upon the same. MIPL shall not be liable for any harm, injury, loss or damage caused to the Subscriber due to default by the Subscriber's debtors/beneficiaries in fulfilling their obligations of any nature whatsoever. This Report or any of its portion shall not be used as a documentary evidence or otherwise before any investigative agencies or forum of law. This Report is confidential and proprietary to MIPL. The Subscriber and/or any other person(s) may not reproduce, publish or disclose any of the contents of the Report to others without the express authorization of MIPL. This Report is prepared and issued to the Subscriber without any risk, responsibility or liability on the part of MIPL or its officials.

(2) Current assets			
(a) Current investments	14.984	0.000	0.000
(b) Inventories	227.619	344.778	222.065
(c) Trade receivables	125.448	174.669	133.513
(d) Cash and bank balances	494.343	464.674	467.903
(e) Short-term loans and advances	206.075	222.356	107.908
(f) Other current assets	0.961	0.961	1.320
Total Current Assets	1069.430	1207.438	932.709
TOTAL	1339.944	1269.457	987.706

PROFIT & LOSS ACCOUNT (STANDALONE)

	PARTICULARS	31.03.2017	31.03.2016	31.03.2015
	SALES			
	Total Revenue from operations	2083.369	1953.754	1705.883
	Other Income	118.167	41.412	40.197
	TOTAL	2201.536	1995.166	1746.080
Less	EXPENSES			
	Cost of Materials Consumed	1394.152	1500.543	1278.774
	Changes in inventories of finished goods, work-in-progress and Stock-in-Trade	69.135	(96.603)	(105.747)
	Employee benefit expense	304.110	310.487	313.248
	Other expenses	171.444	137.554	148.522
	Extraordinary items	0.000	3.124	0.000
	TOTAL	1938.841	1855.105	1634.797
	PROFIT/ (LOSS) BEFORE INTEREST, TAX, DEPRECIATION AND AMORTISATION	262.695	140.061	111.283
Less	FINANCIAL EXPENSES	15.053	11.769	9.953
	PROFIT / (LOSS) BEFORE TAX, DEPRECIATION AND AMORTISATION	247.642	128.292	101.330
Less/ Add	DEPRECIATION/ AMORTISATION	14.775	4.087	2.320
	PROFIT/ (LOSS) BEFORE TAX	232.867	124.205	99.010
Less	TAX	84.883	46.112	35.161
	PROFIT/ (LOSS) AFTER TAX	147.984	78.093	63.849
	Earnings / (Loss) Per Share (INR)	17.77	9.38	7.67

DISCLAIMER : This Report is **PRIVATE & CONFIDENTIAL** and it is prepared at the request of and for its use by the Subscriber only. The Subscriber shall use the contents of the Report merely as an aid to its business. Mira Inform Private Limited ("MIPL") has collated information/data in the Report, which have not been verified unless otherwise specifically mentioned in the Report. The Subscriber shall independently verify the accuracy and correctness of the information/data before in any way acting upon the same. MIPL shall not be liable for any harm, injury, loss or damage caused to the Subscriber due to default by the Subscriber's debtors/beneficiaries in fulfilling their obligations of any nature whatsoever. This Report or any of its portion shall not be used as a documentary evidence or otherwise before any investigative agencies or forum of law. This Report is confidential and proprietary to MIPL. The Subscriber and/or any other person(s) may not reproduce, publish or disclose any of the contents of the Report to others without the express authorization of MIPL. This Report is prepared and issued to the Subscriber without any risk, responsibility or liability on the part of MIPL or its officials.

CURRENT MATURITIES OF LONG TERM DEBT DETAILS

Particulars	31.03.2017	31.03.2016	31.03.2015
Current Maturities of Long term debt	NA	NA	NA
Net cash flows from (used in) operations	336.566	63.075	(21.355)
Net cash flows from (used in) operating activities	251.683	13.985	(56.033)

KEY RATIOS

EFFICIENCY RATIOS

PARTICULARS	31.03.2017	31.03.2016	31.03.2015
Average Collection Days [Sundry Debtors / Income * 365]	21.98	32.63	28.57
Account Receivables Turnover [Income / Sunday Debtors]	16.61	11.19	12.78
Average Payment Days [Sundry Creditors / Purchases * 365]	125.83	121.95	79.98
Inventory Turnover [Operating Income / Inventories]	1.15	0.41	0.50
Asset Turnover [Operating Income / Net Fixed Assets]	1.76	5.86	11.05

LEVERAGE RATIOS

PARTICULARS	31.03.2017	31.03.2016	31.03.2015
Debt Ratio [(Borrowing + Current Liabilities) / Total Assets]	0.57	0.66	0.64
Debt Equity Ratio (Borrowings / NetWorth)	0.29	0.55	0.69
Current Liabilities to Networth (Current Liabilities / NetWorth)	1.32	1.97	1.83

DISCLAIMER : This Report is **PRIVATE & CONFIDENTIAL** and it is prepared at the request of and for its use by the Subscriber only. The Subscriber shall use the contents of the Report merely as an aid to its business. Mira Inform Private Limited ("MIPL") has collated information/data in the Report, which have not been verified unless otherwise specifically mentioned in the Report. The Subscriber shall independently verify the accuracy and correctness of the information/data before in any way acting upon the same. MIPL shall not be liable for any harm, injury, loss or damage caused to the Subscriber due to default by the Subscriber's debtors/beneficiaries in fulfilling their obligations of any nature whatsoever. This Report or any of its portion shall not be used as a documentary evidence or otherwise before any investigative agencies or forum of law. This Report is confidential and proprietary to MIPL. The Subscriber and/or any other person(s) may not reproduce, publish or disclose any of the contents of the Report to others without the express authorization of MIPL. This Report is prepared and issued to the Subscriber without any risk, responsibility or liability on the part of MIPL or its officials.

Fixed Assets to NetWorth (Net Fixed Assets / NetWorth)		0.26	0.06	0.03
Interest Coverage Ratio [PBIT / Financial Charges]		17.45	11.90	11.18

PROFITABILITY RATIOS

PARTICULARS		31.03.2017	31.03.2016	31.03.2015
Net Profit Margin [(PAT / Sales) * 100]	(%)	7.10	4.00	3.74
Return on Total Assets [(PAT / Total Assets) * 100]	(%)	11.04	6.15	6.46
Return on Investment (ROI) [(PAT / NetWorth) * 100]	(%)	25.79	18.34	18.37

SOLVENCY RATIO

PARTICULARS		31.03.2017	31.03.2016	31.03.2015
Current Ratio [Current Assets / Current Liabilities]		1.41	1.44	1.47
Quick Ratio [(Current Assets - Inventories) / Current Liabilities]		1.11	1.03	1.12
G-Score Ratio Financial [NetWorth / Total Assets]		0.43	0.34	0.35
G-Score Ratio Debt [Debts / Equity Capital]		2.00	2.80	2.87
G-Score Ratio Liquidity [Total Current Assets / Total Current Liabilities]		1.41	1.44	1.47

Total Liability = Short-term Debt + Long-term Debt + Current Maturities of Long-term debts

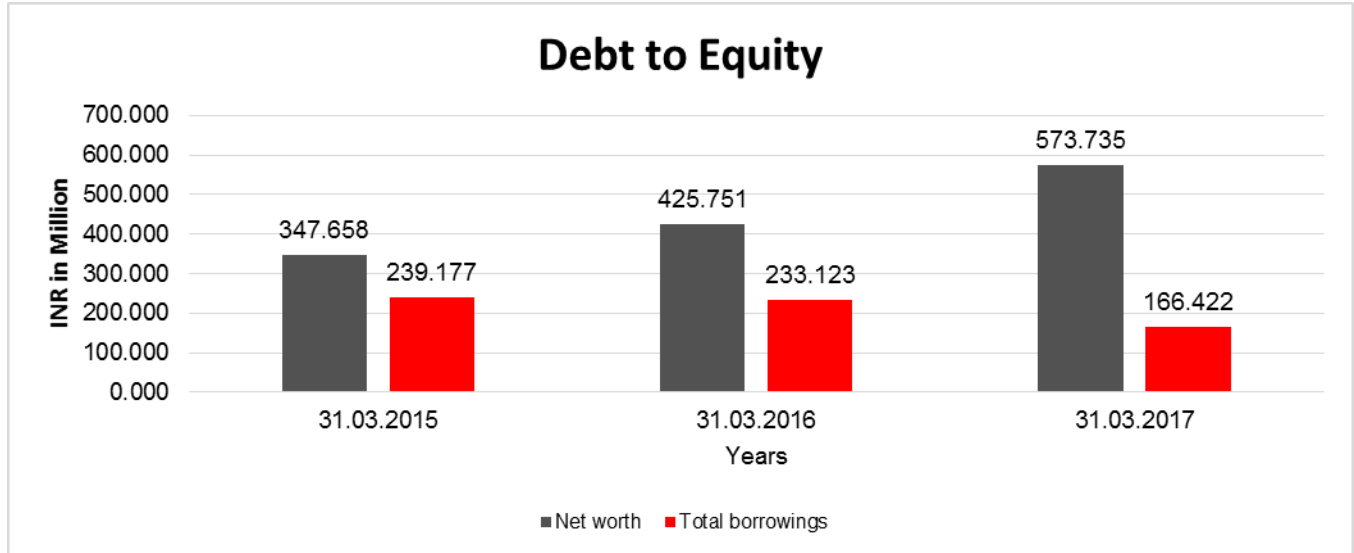
FINANCIAL ANALYSIS
[all figures are in INR Million]

DEBT EQUITY RATIO

Particular	31.03.2015 (INR In Million)	31.03.2016 (INR In Million)	31.03.2017 (INR In Million)
Share Capital	83.280	83.280	83.280
Reserves & Surplus	264.378	342.471	490.455
Net worth	347.658	425.751	573.735
Long-term borrowings	1.234	0.853	0.000
Short term borrowings	237.943	232.270	166.422

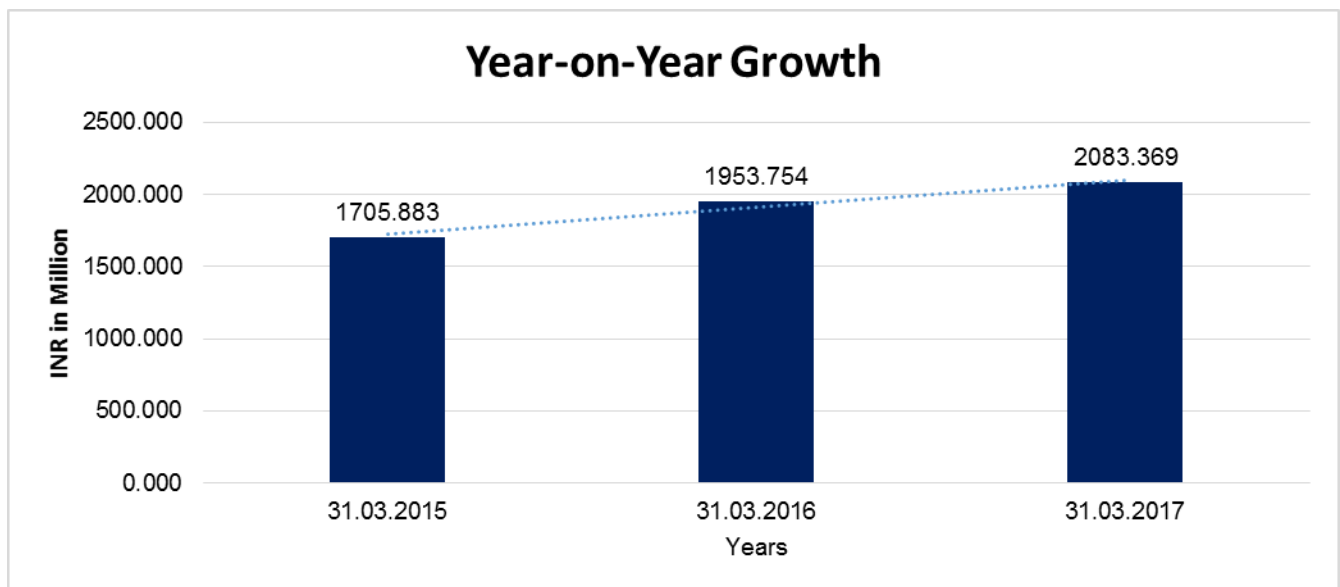
DISCLAIMER : This Report is **PRIVATE & CONFIDENTIAL** and it is prepared at the request of and for its use by the Subscriber only. The Subscriber shall use the contents of the Report merely as an aid to its business. Mira Inform Private Limited ("MIPL") has collated information/data in the Report, which have not been verified unless otherwise specifically mentioned in the Report. The Subscriber shall independently verify the accuracy and correctness of the information/data before in any way acting upon the same. MIPL shall not be liable for any harm, injury, loss or damage caused to the Subscriber due to default by the Subscriber's debtors/beneficiaries in fulfilling their obligations of any nature whatsoever. This Report or any of its portion shall not be used as a documentary evidence or otherwise before any investigative agencies or forum of law. This Report is confidential and proprietary to MIPL. The Subscriber and/or any other person(s) may not reproduce, publish or disclose any of the contents of the Report to others without the express authorization of MIPL. This Report is prepared and issued to the Subscriber without any risk, responsibility or liability on the part of MIPL or its officials.

Total borrowings	239.177	233.123	166.422
Debt/Equity ratio	0.688	0.548	0.290



YEAR-ON-YEAR GROWTH

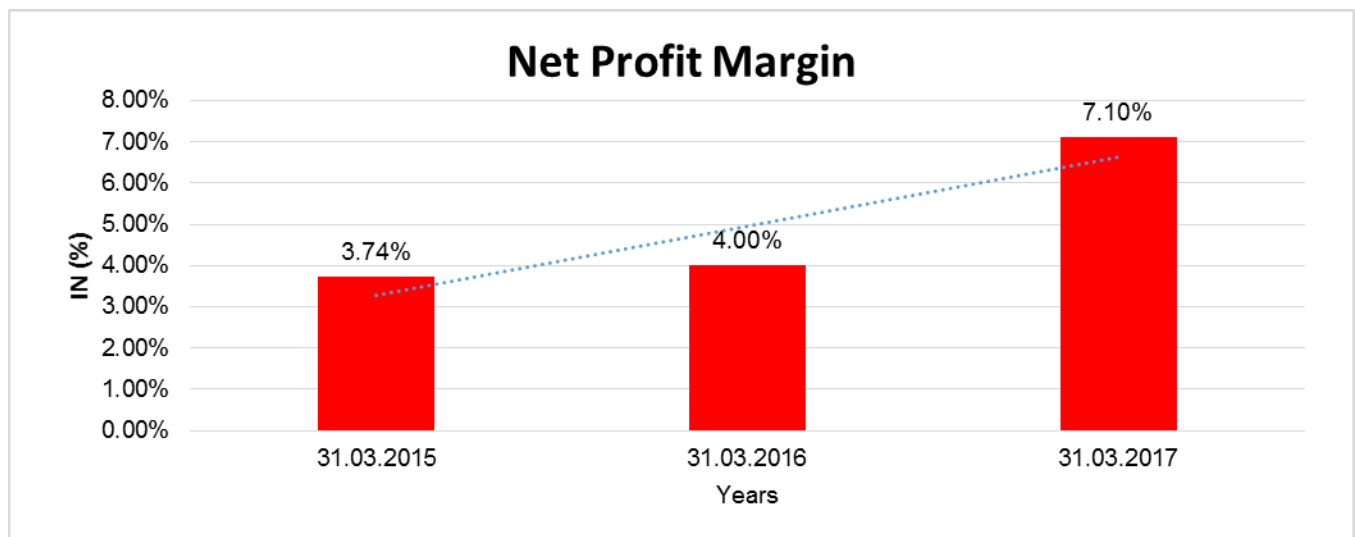
Year on Year Growth	31.03.2015	31.03.2016	31.03.2017
	(INR In Million)	(INR In Million)	(INR In Million)
Sales	1705.883	1953.754	2083.369
		14.530	6.634



DISCLAIMER : This Report is **PRIVATE & CONFIDENTIAL** and it is prepared at the request of and for its use by the Subscriber only. The Subscriber shall use the contents of the Report merely as an aid to its business. Mira Inform Private Limited ("MIPL") has collated information/data in the Report, which have not been verified unless otherwise specifically mentioned in the Report. The Subscriber shall independently verify the accuracy and correctness of the information/data before in any way acting upon the same. MIPL shall not be liable for any harm, injury, loss or damage caused to the Subscriber due to default by the Subscriber's debtors/beneficiaries in fulfilling their obligations of any nature whatsoever. This Report or any of its portion shall not be used as a documentary evidence or otherwise before any investigative agencies or forum of law. This Report is confidential and proprietary to MIPL. The Subscriber and/or any other person(s) may not reproduce, publish or disclose any of the contents of the Report to others without the express authorization of MIPL. This Report is prepared and issued to the Subscriber without any risk, responsibility or liability on the part of MIPL or its officials.

NET PROFIT MARGIN

Net Profit Margin	31.03.2015	31.03.2016	31.03.2017
	(INR In Million)	(INR In Million)	(INR In Million)
Sales	1705.883	1953.754	2083.369
Profit/ (Loss)	63.849	78.093	147.984
	3.74 %	4.00 %	7.10 %



ABRIDGED BALANCE SHEET (CONSOLIDATED)

SOURCES OF FUNDS	31.03.2017	31.03.2016
I. EQUITY AND LIABILITIES		
(1) Shareholders' Funds		
(a) Share Capital	83.280	83.280
(b) Reserves and Surplus	550.973	400.361
(c) Money received against share warrants	0.000	0.000
(2) Share Application money pending allotment	0.000	0.000
Total Shareholders' Funds (1) + (2)	634.253	483.641
(3) Non-Current Liabilities		
(a) long-term borrowings	0.000	0.853
(b) Deferred tax liabilities (Net)	2.021	0.000
(c) Other long-term liabilities	0.000	0.000

DISCLAIMER : This Report is **PRIVATE & CONFIDENTIAL** and it is prepared at the request of and for its use by the Subscriber only. The Subscriber shall use the contents of the Report merely as an aid to its business. Mira Inform Private Limited ("MIPL") has collated information/data in the Report, which have not been verified unless otherwise specifically mentioned in the Report. The Subscriber shall independently verify the accuracy and correctness of the information/data before in any way acting upon the same. MIPL shall not be liable for any harm, injury, loss or damage caused to the Subscriber due to default by the Subscriber's debtors/beneficiaries in fulfilling their obligations of any nature whatsoever. This Report or any of its portion shall not be used as a documentary evidence or otherwise before any investigative agencies or forum of law. This Report is confidential and proprietary to MIPL. The Subscriber and/or any other person(s) may not reproduce, publish or disclose any of the contents of the Report to others without the express authorization of MIPL. This Report is prepared and issued to the Subscriber without any risk, responsibility or liability on the part of MIPL or its officials.

(d) long-term provisions	4.949	5.919
Total Non-current Liabilities (3)	6.970	6.772
(4) Current Liabilities		
(a) Short-term borrowings	166.422	232.925
(b) Trade payables	480.630	501.434
(c) Other current liabilities	28.072	56.250
(d) Short-term provisions	84.618	47.260
Total Current Liabilities (4)	759.742	837.869
TOTAL	1400.964	1328.282
II. ASSETS		
(1) Non-current assets		
(a) Fixed Assets		
(i) Tangible assets	169.658	44.739
(ii) Intangible Assets	0.000	0.000
(iii) Tangible assets capital work-in-progress	0.000	0.000
(iv) Intangible assets under development	0.000	0.000
(b) Non-current Investments	61.826	60.063
(c) Deferred tax assets (net)	0.000	0.201
(d) Long-term loans and advances	112.586	29.647
(e) Other Non-current assets	0.187	0.187
Total Non-Current Assets	344.257	134.837
(2) Current assets		
(a) Current investments	14.984	0.000
(b) Inventories	228.864	345.585
(c) Trade receivables	127.681	176.243
(d) Cash and bank balances	499.500	469.496
(e) Short-term loans and advances	184.717	201.160
(f) Other current assets	0.961	0.961
Total Current Assets	1056.707	1193.445
TOTAL	1400.964	1328.282

PROFIT & LOSS ACCOUNT (CONSOLIDATED)

	PARTICULARS	31.03.2017	31.03.2016
	SALES		
	Total Revenue from operations	2086.044	1956.754
	Other Income	120.523	44.254
	TOTAL	2206.567	2001.008
Less	EXPENSES		
	Cost of Materials Consumed	1394.152	1500.543

DISCLAIMER : This Report is **PRIVATE & CONFIDENTIAL** and it is prepared at the request of and for its use by the Subscriber only. The Subscriber shall use the contents of the Report merely as an aid to its business. Mira Inform Private Limited ("MIPL") has collated information/data in the Report, which have not been verified unless otherwise specifically mentioned in the Report. The Subscriber shall independently verify the accuracy and correctness of the information/data before in any way acting upon the same. MIPL shall not be liable for any harm, injury, loss or damage caused to the Subscriber due to default by the Subscriber's debtors/beneficiaries in fulfilling their obligations of any nature whatsoever. This Report or any of its portion shall not be used as a documentary evidence or otherwise before any investigative agencies or forum of law. This Report is confidential and proprietary to MIPL. The Subscriber and/or any other person(s) may not reproduce, publish or disclose any of the contents of the Report to others without the express authorization of MIPL. This Report is prepared and issued to the Subscriber without any risk, responsibility or liability on the part of MIPL or its officials.

	Purchases of Stock-in-Trade	2.490	2.795
	Changes in inventories of finished goods, work-in-progress and Stock-in-Trade	68.697	(96.756)
	Employee benefit expense	304.710	311.087
	Other expenses	172.228	138.267
	Extraordinary items	0.000	3.124
	TOTAL	1942.277	1859.060
	PROFIT/ (LOSS) BEFORE INTEREST, TAX, DEPRECIATION AND AMORTISATION	264.290	141.948
Less	FINANCIAL EXPENSES	15.053	12.202
	PROFIT / (LOSS) BEFORE TAX, DEPRECIATION AND AMORTISATION	249.237	129.746
Less/ Add	DEPRECIATION/ AMORTISATION	15.419	4.919
	PROFIT/ (LOSS) BEFORE TAX	233.818	124.827
Less	TAX	84.970	46.262
	PROFIT/ (LOSS) AFTER TAX	148.849	78.565
	Earnings / (Loss) Per Share (INR)	17.87	9.43

LOCAL AGENCY FURTHER INFORMATION

Sr. No.	Check list by info agents	Available in Report (Yes/No)
1	Year of establishment	Yes
2	Constitution of the entity -Incorporation details	Yes
3	Locality of the entity	Yes
4	Premises details	No
5	Buyer visit details	--
6	Contact numbers	Yes
7	Name of the person contacted	No
8	Designation of contact person	No
9	Promoter's background	Yes
10	Date of Birth of Proprietor / Partners / Directors	Yes
11	Pan Card No. of Proprietor / Partners	Yes
12	Voter Id Card No. of Proprietor / Partners	No
13	Type of business	Yes
14	Line of Business	Yes

DISCLAIMER : This Report is **PRIVATE & CONFIDENTIAL** and it is prepared at the request of and for its use by the Subscriber only. The Subscriber shall use the contents of the Report merely as an aid to its business. Mira Inform Private Limited ("MIPL") has collated information/data in the Report, which have not been verified unless otherwise specifically mentioned in the Report. The Subscriber shall independently verify the accuracy and correctness of the information/data before in any way acting upon the same. MIPL shall not be liable for any harm, injury, loss or damage caused to the Subscriber due to default by the Subscriber's debtors/beneficiaries in fulfilling their obligations of any nature whatsoever. This Report or any of its portion shall not be used as a documentary evidence or otherwise before any investigative agencies or forum of law. This Report is confidential and proprietary to MIPL. The Subscriber and/or any other person(s) may not reproduce, publish or disclose any of the contents of the Report to others without the express authorization of MIPL. This Report is prepared and issued to the Subscriber without any risk, responsibility or liability on the part of MIPL or its officials.

15	Export/import details (if applicable)	No
16	No. of employees	No
17	Details of sister concerns	Yes
18	Major suppliers	No
19	Major customers	No
20	Banking Details	Yes
21	Banking facility details	Yes
22	Conduct of the banking account	--
23	Financials, if provided	Yes
24	Capital in the business	Yes
25	Last accounts filed at ROC, if applicable	Yes
26	Turnover of firm for last three years	Yes
27	Reasons for variation <> 20%	--
28	Estimation for coming financial year	No
29	Profitability for last three years	Yes
30	Major shareholders, if available	Yes
31	External Agency Rating, if available	No
32	Litigations that the firm/promoter involved in	--
33	Market information	--
34	Payments terms	No
35	Negative Reporting by Auditors in the Annual Report	No

NOTE: Registered office of the company has been shifted from "1 - Sukhdev Vihar, First Floor, New Delhi – 110025, India" to the present address w.e.f.31.03.2011.

STATE OF COMPANY'S AFFAIRS

During the year, the Company has earned a Profit after tax of INR 147.984 million compared to the profit of INR 78.093 million in the previous year.

UNSECURED LOAN

PARTICULARS	31.03.2017 (INR in Million)	31.03.2016 (INR in Million)
Long-term Borrowings		
Rupee term loans from others	0.000	0.352
Loans and advances from others	0.000	0.500
Short-term borrowings		
Deposits from others	0.000	27.911
Loans and advances from directors	10.910	0.000
Other loans and advances	42.027	3.489
Total	52.937	32.252

DISCLAIMER : This Report is **PRIVATE & CONFIDENTIAL** and it is prepared at the request of and for its use by the Subscriber only. The Subscriber shall use the contents of the Report merely as an aid to its business. Mira Inform Private Limited ("MIPL") has collated information/data in the Report, which have not been verified unless otherwise specifically mentioned in the Report. The Subscriber shall independently verify the accuracy and correctness of the information/data before in any way acting upon the same. MIPL shall not be liable for any harm, injury, loss or damage caused to the Subscriber due to default by the Subscriber's debtors/beneficiaries in fulfilling their obligations of any nature whatsoever. This Report or any of its portion shall not be used as a documentary evidence or otherwise before any investigative agencies or forum of law. This Report is confidential and proprietary to MIPL. The Subscriber and/or any other person(s) may not reproduce, publish or disclose any of the contents of the Report to others without the express authorization of MIPL. This Report is prepared and issued to the Subscriber without any risk, responsibility or liability on the part of MIPL or its officials.

INDEX OF CHARGES

SN o	SRN	Charge Id	Charge Holder Name	Date of Creation	Date of Modifica tion	Date of Satisfa ction	Amount	Address
1	G544579 57	100124 860	HDFC BANK LIMITED	08/08/201 7	-	-	380000000.0	HDFC BANK HOUSESE NAPATI BAPAT MARGLO WER PAREL WMUMBAI MH400013 IN
2	G476108 03	100109 010	ICICI BANK LIMITED	25/05/201 7	-	-	7637500.0	ICICI Bank Tower, Near Chakli Circle,Old Padra RoadVado daraGJ390 007IN
3	G137763 49	100053 230	State Bank of Patiala	05/10/201 6	-	-	22300000.0	5/43, WEA, Ajmal Khan RoadKarol BaghNew DelhiDL11 0005IN
4	G779168 07	103845 39	ICICI BANK LIMITED	02/11/201 2	14/02/20 18	-	400000000.0	ICICI Bank Tower, Near Chakli Circle,Old Padra RoadVado daraGu390 007IN
5	G835281 74	105050 21	YES BANK LIMITED	26/03/201 4	-	28/03/2 018	200000000.0	9TH FLOOR, NEHRU CENTRE, DISCOVE RY OF INDIA,DR. ANNIE BESANT

DISCLAIMER : This Report is **PRIVATE & CONFIDENTIAL** and it is prepared at the request of and for its use by the Subscriber only. The Subscriber shall use the contents of the Report merely as an aid to its business. Mira Inform Private Limited ("MIPL") has collated information/data in the Report, which have not been verified unless otherwise specifically mentioned in the Report. The Subscriber shall independently verify the accuracy and correctness of the information/data before in any way acting upon the same. MIPL shall not be liable for any harm, injury, loss or damage caused to the Subscriber due to default by the Subscriber's debtors/beneficiaries in fulfilling their obligations of any nature whatsoever. This Report or any of its portion shall not be used as a documentary evidence or otherwise before any investigative agencies or forum of law. This Report is confidential and proprietary to MIPL. The Subscriber and/or any other person(s) may not reproduce, publish or disclose any of the contents of the Report to others without the express authorization of MIPL. This Report is prepared and issued to the Subscriber without any risk, responsibility or liability on the part of MIPL or its officials.

								ROAD, WORLI,MU MBAIMH40 0018IN
6	G837131 15	104947 51	YES BANK LIMITED	26/03/201 4	11/07/20 16	28/03/2 018	230000000.0	9TH FLOOR, NEHRU CENTRE, DISCOVE RY OF INDIA,DR. ANNIE BESANT ROAD, WORLI,MU MBAIMa40 0018IN

FIXED ASSETS

Tangible Assets

- Building
- Furniture and Fixture
- Computer
- Plant and Machinery
- Vehicle
- Office Equipment
- Computer Accessories

Intangible Assets

- Computer Software

CMT REPORT (Corruption, Money Laundering & Terrorism)

The Public Notice information has been collected from various sources including but not limited to: **The Courts, India Prisons Service, Interpol, etc.**

1] INFORMATION ON DESIGNATED PARTY

No exist designating subject or any of its beneficial owners, controlling shareholders or senior officers as terrorist or terrorist organization or whom notice had been received that all financial transactions involving their assets have been blocked or convicted, found guilty or against whom a judgement or order had been entered in a proceedings for violating money-laundering, anti-corruption or bribery or international economic or anti-terrorism sanction laws or whose assets were seized, blocked, frozen or ordered forfeited for violation of money laundering or international anti-terrorism laws.

2] Court Declaration :

No records exist to suggest that subject is or was the subject of any formal or informal allegations, prosecutions or other official proceeding for making any prohibited payments or other improper payments to government officials for engaging in prohibited transactions or with designated parties.

3] Asset Declaration :

No records exist to suggest that the property or assets of the subject are derived from criminal conduct or a prohibited transaction.

4] Record on Financial Crime :

Charges or conviction registered against subject: **None**

5] Records on Violation of Anti-Corruption Laws :

Charges or investigation registered against subject: **None**

6] Records on Int'l Anti-Money Laundering Laws/Standards :

Charges or investigation registered against subject: **None**

7] Criminal Records

No available information exist that suggest that subject or any of its principals have been formally charged or convicted by a competent governmental authority for any financial crime or under any formal investigation by a competent government authority for any violation of anti-corruption laws or international anti-money laundering laws or standard.

8] Affiliation with Government :

No record exists to suggest that any director or indirect owners, controlling shareholders, director, officer or employee of the company is a government official or a family member or close business associate of a Government official.

9] Compensation Package :

Our market survey revealed that the amount of compensation sought by the subject is fair and reasonable and comparable to compensation paid to others for similar services.

10] Press Report :

No press reports / filings exists on the subject.

CORPORATE GOVERNANCE

MIRA INFORM as part of its Due Diligence do provide comments on Corporate Governance to identify management and governance. These factors often have been predictive and in some cases have created vulnerabilities to credit deterioration.

Our Governance Assessment focuses principally on the interactions between a company's management, its Board of Directors, Shareholders and other financial stakeholders.

CONTRAVENTION

Subject is not known to have contravened any existing local laws, regulations or policies that prohibit, restrict or otherwise affect the terms and conditions that could be included in the agreement with the subject.

FOREIGN EXCHANGE RATES

Currency	Unit	INR
US Dollar	1	INR 71.54
UK Pound	1	INR 90.31
Euro	1	INR 81.34

INFORMATION DETAILS

Information Gathered by :	SWT
Analysis Done by :	VVKR
Report Prepared by :	MTN

SCORE FACTORS

DEMERIT POINTS		
--BANK CHARGES	YES/NO	YES
--LITIGATION	YES/NO	NO
--OTHER ADVERSE INFORMATION	YES/NO	NO
MERIT POINTS		
--SOLE DISTRIBUTORSHIP	YES/NO	NO
--EXPORT ACTIVITIES	YES/NO	NO
--AFFILIATION	YES/NO	YES
--LISTED	YES/NO	NO
--OTHER MERIT FACTORS	YES/NO	YES

RATING EXPLANATIONS

Credit Rating	Explanation	Rating Comments
A++	Minimum Risk	Business dealings permissible with minimum risk of default
A+	Low Risk	Business dealings permissible with low risk of default
A	Acceptable Risk	Business dealings permissible with moderate risk of default
B	Medium Risk	Business dealings permissible on a regular monitoring basis
C	Medium High Risk	Business dealings permissible preferably on secured basis
D	High Risk	Business dealing not recommended or on secured terms only
NB	New Business	No recommendation can be done due to business in infancy stage
NT	No Trace	No recommendation can be done as the business is not traceable

NB is stated where there is insufficient information to facilitate rating. However, it is not to be considered as unfavourable.

This score serves as a reference to assess SC's credit risk and to set the amount of credit to be extended. It is calculated from a composite of weighted scores obtained from each of the major sections of this report. The assessed factors are as follows:

- Financial condition covering various ratios
- Company background and operations size
- Promoters / Management background
- Payment record
- Litigation against the subject
- Industry scenario / competitor analysis
- Supplier / Customer / Banker review (wherever available)

DISCLAIMER : This Report is **PRIVATE & CONFIDENTIAL** and it is prepared at the request of and for its use by the Subscriber only. The Subscriber shall use the contents of the Report merely as an aid to its business. Mira Inform Private Limited ("MIPL") has collated information/data in the Report, which have not been verified unless otherwise specifically mentioned in the Report. The Subscriber shall independently verify the accuracy and correctness of the information/data before in any way acting upon the same. MIPL shall not be liable for any harm, injury, loss or damage caused to the Subscriber due to default by the Subscriber's debtors/beneficiaries in fulfilling their obligations of any nature whatsoever. This Report or any of its portion shall not be used as a documentary evidence or otherwise before any investigative agencies or forum of law. This Report is confidential and proprietary to MIPL. The Subscriber and/or any other person(s) may not reproduce, publish or disclose any of the contents of the Report to others without the express authorization of MIPL. This Report is prepared and issued to the Subscriber without any risk, responsibility or liability on the part of MIPL or its officials.