

**MIRA INFORM REPORT**

<b>Report No. :</b>	544748
<b>Report Date :</b>	17.12.2018

**IDENTIFICATION DETAILS**

<b>Name :</b>	AURANGABAD ELECTRICALS LIMITED (w.e.f. 01.07.1997)
<b>Formerly Known As :</b>	AURANGABAD ELECTRICALS PRIVATE LIMITED
<b>Registered Office :</b>	Plot No. B-7, MIDC, Chakan, Village Mahalunge, Taluka Khed, Pune – 410501, Maharashtra
<b>Tel. No.:</b>	91-2135-671673
<b>Country :</b>	India
<b>Financials (as on) :</b>	31.03.2018
<b>Date of Incorporation :</b>	23.09.1985
<b>CIN No.:</b> [Company Identification No.]	U31909PN1985PLC037539
<b>Capital Investment / Paid-up Capital :</b>	INR 91.304 Million
<b>IEC No.:</b> [Import-Export Code No.]	0394058780
<b>TIN No.:</b>	27150000205
<b>PAN No.:</b> [Permanent Account No.]	AACCA2867L
<b>GSTN :</b> [Goods & Service Tax Registration No.]	27AACCA2867L1ZE
<b>Legal Form :</b>	A Closely Held Public Limited Liability Company
<b>Line of Business :</b>	<ul style="list-style-type: none"> <li>• Subject engaged in manufacturer of automobile and brake system components which includes aluminium die casting components.</li> <li>• Manufacturing of aluminum alloy castings parts mainly used in auto industry (Registered Activity)</li> </ul>

**DISCLAIMER :** This Report is **PRIVATE & CONFIDENTIAL** and it is prepared at the request of and for its use by the Subscriber only. The Subscriber shall use the contents of the Report merely as an aid to its business. Mira Inform Private Limited ("MIPL") has collated information/data in the Report, which have not been verified unless otherwise specifically mentioned in the Report. The Subscriber shall independently verify the accuracy and correctness of the information/data before in any way acting upon the same. MIPL shall not be liable for any harm, injury, loss or damage caused to the Subscriber due to default by the Subscriber's debtors/beneficiaries in fulfilling their obligations of any nature whatsoever. This Report or any of its portion shall not be used as a documentary evidence or otherwise before any investigative agencies or forum of law. This Report is confidential and proprietary to MIPL. The Subscriber and/or any other person(s) may not reproduce, publish or disclose any of the contents of the Report to others without the express authorization of MIPL. This Report is prepared and issued to the Subscriber without any risk, responsibility or liability on the part of MIPL or its officials.

No. of Employees :	Information declined by the management
--------------------	--

**RATING & COMMENTS**  
(Mira Inform has adopted New Rating mechanism w.e.f. 23<sup>rd</sup> January 2017)

<b>MIRA's Rating :</b>	<b>A +</b>
------------------------	------------

Credit Rating	Explanation	Rating Comments
A+	Low Risk	Business dealings permissible with low risk of default

<b>Maximum Credit Limit :</b>	USD 3800000
<b>Status :</b>	Good
<b>Payment Behaviour :</b>	Regular
<b>Litigation :</b>	Clear
<b>Comments :</b>	<p>Subject was incorporated in the year 1985. It is a part of Bagla group.</p> <p>The company manufactures products such as aluminum die-castings.</p> <p>As per the financial of 2018, the company has achieved a favourable growth of 14.12% in its revenue as compared to the previous year and has reported an average net profit margin of 5.35%.</p> <p>The company possesses sound financial position marked by healthy network base along with low debt balance sheet profile and fair liquidity position.</p> <p>Rating takes into consideration the company's satisfactory Earnings Per Share (EPS) of INR 117.16 as against its Face Value (FV) of INR 10.</p> <p>The ratings continue to reflect the company's established market position in the aluminium die-casting automobile (auto) components sector, driven by long-standing customer relationship.</p> <p>These strengths are partially offset by limited diversification in end-user industries and client base, and susceptibility to demand volatility in the two-wheeler and passenger car segments.</p> <p>Business is active. Payment seems to be regular.</p> <p>In view of aforesaid, the company can be considered for business dealings at usual trade terms and condition.</p>

**NOTES :**

**DISCLAIMER :** This Report is **PRIVATE & CONFIDENTIAL** and it is prepared at the request of and for its use by the Subscriber only. The Subscriber shall use the contents of the Report merely as an aid to its business. Mira Inform Private Limited ("MIPL") has collated information/data in the Report, which have not been verified unless otherwise specifically mentioned in the Report. The Subscriber shall independently verify the accuracy and correctness of the information/data before in any way acting upon the same. MIPL shall not be liable for any harm, injury, loss or damage caused to the Subscriber due to default by the Subscriber's debtors/beneficiaries in fulfilling their obligations of any nature whatsoever. This Report or any of its portion shall not be used as a documentary evidence or otherwise before any investigative agencies or forum of law. This Report is confidential and proprietary to MIPL. The Subscriber and/or any other person(s) may not reproduce, publish or disclose any of the contents of the Report to others without the express authorization of MIPL. This Report is prepared and issued to the Subscriber without any risk, responsibility or liability on the part of MIPL or its officials.

Any query related to this report can be made on e-mail : [infodept@mirainform.com](mailto:infodept@mirainform.com) while quoting report number, name and date.

**ECGC Country Risk Classification List**

Country Name	Previous Rating (30.06.2018)	Current Rating (30.09.2018)
India	A1	A1

Risk Category	ECGC Classification
Insignificant	A1
Low Risk	A2
Moderately Low Risk	B1
Moderate Risk	B2
Moderately High Risk	C1
High Risk	C2
Very High Risk	D

**EXTERNAL AGENCY RATING**

<b>Rating Agency Name</b>	CRISIL
<b>Rating</b>	Long term : (A-)
<b>Rating Explanation</b>	Adequate degree of safety and low credit risk
<b>Date</b>	30.04.2018

<b>Rating Agency Name</b>	CRISIL
<b>Rating</b>	Short term : (A2+)
<b>Rating Explanation</b>	Strong degree of safety and low credit risk
<b>Date</b>	30.04.2018

**RBI DEFAULTERS' LIST STATUS**

Subject's name is not enlisted as a defaulter in the publicly available RBI Defaulters' list.

**EPF (Employee Provident Fund) DEFAULTERS' LIST STATUS**

Subject's name is not enlisted as a defaulter in the publicly available EPF (Employee Provident Fund) Defaulters' list as of 31-03-2018.

**BIFR (Board for Industrial & Financial Reconstruction) LISTING STATUS**

**DISCLAIMER** : This Report is **PRIVATE & CONFIDENTIAL** and it is prepared at the request of and for its use by the Subscriber only. The Subscriber shall use the contents of the Report merely as an aid to its business. Mira Inform Private Limited ("MIPL") has collated information/data in the Report, which have not been verified unless otherwise specifically mentioned in the Report. The Subscriber shall independently verify the accuracy and correctness of the information/data before in any way acting upon the same. MIPL shall not be liable for any harm, injury, loss or damage caused to the Subscriber due to default by the Subscriber's debtors/beneficiaries in fulfilling their obligations of any nature whatsoever. This Report or any of its portion shall not be used as a documentary evidence or otherwise before any investigative agencies or forum of law. This Report is confidential and proprietary to MIPL. The Subscriber and/or any other person(s) may not reproduce, publish or disclose any of the contents of the Report to others without the express authorization of MIPL. This Report is prepared and issued to the Subscriber without any risk, responsibility or liability on the part of MIPL or its officials.

**AURANGABAD ELECTRICALS LIMITED - 544748**

**PAGE NO. : 4**

Subject's name is not listed as a Sick Unit in the publicly available BIFR (Board for Industrial & Financial Reconstruction) list as of 17.12.2018

**IBBI (Insolvency and Bankruptcy Board of India) LISTING STATUS**

Subject's name is not listed in the publicly available IBBI (Insolvency and Bankruptcy Board of India) list as of report date.

**INFORMATION DECLINED**

**Management non-cooperative (Tel No.: 91-20-32428515 / Mobile No.: 91-8380068059)**

**LOCATIONS**

<b>Registered Office/ Factory 1 :</b>	Plot No. B-7, MIDC, Chakan, Village Mahalunge, Taluka Khed, Pune – 410501, Maharashtra, India
<b>Tel. No.:</b>	91-2135-671673
<b>Fax No.:</b>	91-2135-671671
<b>E-Mail :</b>	<a href="mailto:agrawal.pc@baglagroup.com">agrawal.pc@baglagroup.com</a> <a href="mailto:corporate@baglagroup.com">corporate@baglagroup.com</a> <a href="mailto:sanglikar.m@baglagroup.com">sanglikar.m@baglagroup.com</a>
<b>Website :</b>	<a href="http://www.aurangabadelectricals.co.in">http://www.aurangabadelectricals.co.in</a>
<b>Corporate Office :</b>	Shreehari, 4 <sup>th</sup> Floor, Plot No.36, Gut No.41, Golwadi, Paithan Road, Aurangabad – 431005, Maharashtra, India
<b>Pune Office :</b>	4/12/13, The Chambers, Office No. 203, Off Nagar Road, Viman Nagar, Pune – 411014, Maharashtra, India
<b>Tel. No.:</b>	91-20-32428515
<b>Fax No.:</b>	91-20-26630767
<b>Factory 2 :</b>	Gut No.120/122, Village Pangra, Post Chitegaon, Taluka Paithan, District Aurangabad – 431105, Maharashtra, India
<b>Tel. No.:</b>	91-24-31329705
<b>Factory 3 :</b>	Plot No. 6, Sector-10, IIE, Sidkul, Pantnagar – 263153, Uttarakhand, India
<b>Factory 4 :</b>	Plot No. M 135/136, MIDC Industrial Area, Waluj, District Aurangabad – 431005, Maharashtra, India
<b>Factory 5 :</b>	Gut No. 104, Village Pharola, Paithan Road, Taluka Paithan, District Aurangabad – 431105, Maharashtra, India
<b>Factory 6 :</b>	GDC Division, Gut No. 65, Village Chitegaon, Taluka Paithan, Aurangabad – 431105, Maharashtra, India

**DIRECTORS**

As on 31.03.2018

<b>Name :</b>	Mr. Rishikumar Rajnarayan Bagla
<b>Designation :</b>	Managing Director
<b>Address :</b>	Near Maa Baap Darga, Paithan Road, Gut No 40, Golwadi, Paithan Road, Aurangabad- 431002, Maharashtra, India
<b>Date of Birth/Age :</b>	02.08.1959
<b>Qualification :</b>	B. Com. (Honors)
<b>Date of Appointment :</b>	23.09.1985
<b>PAN No.:</b>	AFRPB1406M
<b>DIN No.:</b>	00002020

**Other Directorship :**

CIN/FCRN	Company Name	Begin Date	End Date
U21098PN1991PLC060509	DECCAN CARBON PRODUCTS LIMITED	01/04/1994	-
U28910MH2014PTC258044	BG FASTENING AND ENGINEERING INDUSTRIES PRIVATE LIMITED	12/09/2014	-
U31200MH1999PLC130298	BG LI-IN ELECTRICALS LIMITED	28/10/1999	-
U31904PN2006PLC128851	OMR BAGLA AUTOMOTIVE SYSTEMS INDIA LIMITED	21/01/2015	-
U31908MH2015PTC271428	BAGLA ELECTRICALS AND ELECTRONICS PRIVATE LIMITED	30/12/2015	-
U31909MH2005PTC151679	BG-DAE-LIN ELECTRONICS PRIVATE LIMITED	01/03/2005	-
U34300HR2006PTC036013	HARYANA AUTO COMP PRIVATE LIMITED	23/01/2006	-
U34300MH1991PLC061007	AURANGABAD MOTOR MANUFACTURERS LIMITED	05/07/1992	-
U34300MH2007PLC250865	BMR HVAC LIMITED	04/12/2007	-

<b>Name :</b>	Mr. Vinayak Ambadas Pol
<b>Designation :</b>	Whole Time Director
<b>Address :</b>	B/19, Sunder Baugh Link Road, Chichwad Near Darshan Hall Pune 411033, Maharashtra, India
<b>Date of Appointment :</b>	25.06.2018
<b>DIN No.:</b>	07660253

<b>Name :</b>	Mrs. Mamta Bagla
<b>Designation :</b>	Director
<b>Address :</b>	Gut No.40, Golwadi, Paithan Road, Opposite St. John High School, Aurangabad - 431005, Maharashtra, India
<b>Date of Birth/Age :</b>	12.07.1963
<b>Qualification :</b>	Matriculation
<b>Date of Appointment :</b>	01.09.1994
<b>PAN No.:</b>	AEUPB9878H
<b>DIN No.:</b>	00002031

**DISCLAIMER :** This Report is **PRIVATE & CONFIDENTIAL** and it is prepared at the request of and for its use by the Subscriber only. The Subscriber shall use the contents of the Report merely as an aid to its business. Mira Inform Private Limited ("MIPL") has collated information/data in the Report, which have not been verified unless otherwise specifically mentioned in the Report. The Subscriber shall independently verify the accuracy and correctness of the information/data before in any way acting upon the same. MIPL shall not be liable for any harm, injury, loss or damage caused to the Subscriber due to default by the Subscriber's debtors/beneficiaries in fulfilling their obligations of any nature whatsoever. This Report or any of its portion shall not be used as a documentary evidence or otherwise before any investigative agencies or forum of law. This Report is confidential and proprietary to MIPL. The Subscriber and/or any other person(s) may not reproduce, publish or disclose any of the contents of the Report to others without the express authorization of MIPL. This Report is prepared and issued to the Subscriber without any risk, responsibility or liability on the part of MIPL or its officials.

**Other Directorship :**

CIN/FCRN	Company Name	Begin Date	End Date
U21098PN1991PLC060509	DECCAN CARBON PRODUCTS LIMITED	30/09/2008	-
U31200MH1999PLC130298	BG LI-IN ELECTRICALS LIMITED	01/12/2010	-
U31904PN2006PLC128851	OMR BAGLA AUTOMOTIVE SYSTEMS INDIA LIMITED	20/09/2010	-
U31908MH2015PTC271428	BAGLA ELECTRICALS AND ELECTRONICS PRIVATE LIMITED	30/12/2015	-
U31909MH2005PTC151679	BG-DAE-LIN ELECTRONICS PRIVATE LIMITED	01/04/2009	-
U34300HR2006PTC036013	HARYANA AUTO COMP PRIVATE LIMITED	18/03/2012	-
U34300MH1991PLC061007	AURANGABAD MOTOR MANUFACTURERS LIMITED	23/08/2012	-
U67110PN1993PTC074896	WALUJ INVESTMENTS AND TRADING COMPANY PVT LTD	01/07/2012	-
U70100MH2014PTC258555	BAGLA INDUSTRIES PRIVATE LIMITED	07/10/2014	-

<b>Name :</b>	Mr. Ulhas Narayanrao Gaoli
<b>Designation :</b>	Director
<b>Address :</b>	Plot No 12/13, Nisarg Mitra Society, IV Paithan Road, Aurangabad - 431001, Maharashtra, India
<b>Date of Birth/Age :</b>	02.08.1951
<b>Qualification :</b>	B.A., MPA, PHD
<b>Date of Appointment :</b>	23.09.2011
<b>DIN No.:</b>	00286833

**Other Directorship :**

CIN/FCRN	Company Name	Begin Date	End Date
U29130MH1988PTC046951	MARATHWADA AUTO COMPO PRIVATE LIMITED	16/08/1998	-
U45400MH2011PTC220650	NARAYANA INFRA - VENTURES PRIVATE LIMITED	08/08/2011	-
U73100PN2013GAT146328	ARTHKRANTI GLOBAL PRIVATE LIMITED	21/02/2013	-

<b>Name :</b>	Mr. Anant Kandoi
<b>Designation :</b>	Director
<b>Address :</b>	Plot N-2, Gut N-44, Golwadipaithan Road, Aurangabad -431001, Maharashtra, India
<b>Date of Birth/Age :</b>	16.02.1973
<b>Qualification :</b>	B.Com, CA
<b>Date of Appointment :</b>	30.10.2007
<b>DIN No.:</b>	01574768

**Other Directorship :**

CIN/FCRN	Company Name	Begin Date	End Date
U31100MH2008PTC181606	COOLTECH APPLIANCES PRIVATE LIMITED	10/01/2013	-
U34300MH1991PLC061007	AURANGABAD MOTOR MANUFACTURERS LIMITED	21/09/2007	-
U51395MH2004PTC146495	MANSHI ELECTRONICS PRIVATE LIMITED	24/05/2004	-

**KEY EXECUTIVE**

<b>Name :</b>	Mr. Prem Chand Agrawal
<b>Designation :</b>	Company Secretary
<b>Address :</b>	Row House No.6, Orange City, Behind Best Price Mall, Satara Parisar, Aurangabad-431010, Maharashtra, India
<b>Date of Appointment :</b>	22.12.2015
<b>DIN No.:</b>	AATPA5504B

**MAJOR SHAREHOLDERS**

As on 31.03.2018

Names of Equity Shareholders	No. of Shares
Rishi Kumar Bagla	1519996
Mamta Bagala	390000
Neha Aiyush Bhuwalka	425000
Devanshi Akshat Jain	425000
Rishi Kumar Bagla, Karta Rishi Kumar Bagla HUF	180000
Omprakash Gangabisan Somani*	1
Prem Chand Agrawal*	1
Praveen Tulshan*	1
Shikha Tulshan *	1
<b>Total (A)</b>	<b>2940000</b>
<b>(i) 0.01% Redeemable Non-Cumulative Preference Shares:</b>	
Rishi Kumar Bagla	6000000
<b>(ii) 13% Non-Cumulative Preference Shares:</b>	
Rishi Kumar Bagla	15234
Rishi Kumar Bagla jointly with Mamta Bagla, jointly with Praveen Tulshan, Trustees, RN Bagla Foundation	175189
<b>Total (B)</b>	<b>6190423</b>
<b>Total (A+B)</b>	<b>9130423</b>

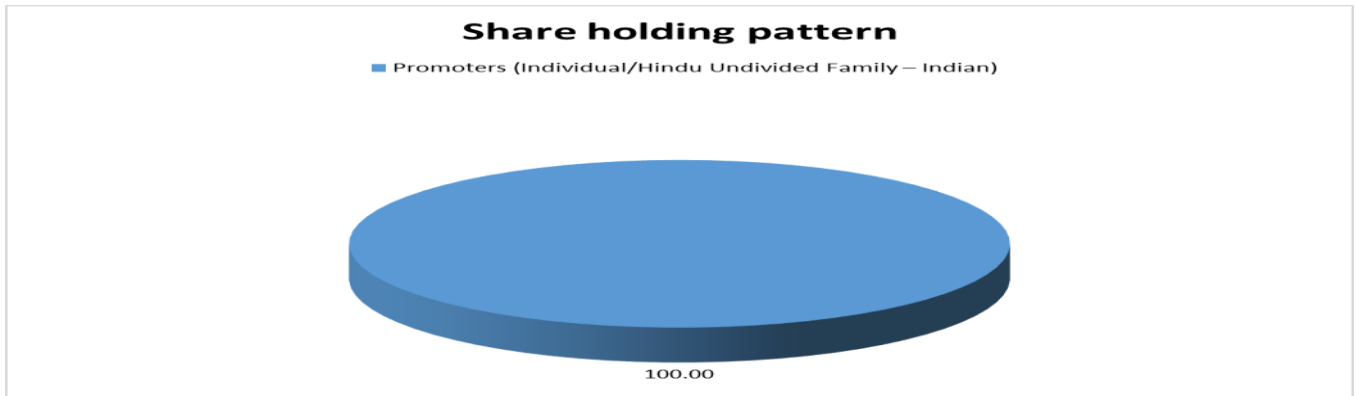
**Note:** \*Mr. Rishi Kumar Bagla is beneficial owner of these shares

**Equity Share Break up (Percentage of Total Equity)**

As on 28.09.2018

Category	Percentage
Promoters (Individual/Hindu Undivided Family – Indian)	100.00
<b>Total</b>	<b>100.00</b>

**DISCLAIMER :** This Report is **PRIVATE & CONFIDENTIAL** and it is prepared at the request of and for its use by the Subscriber only. The Subscriber shall use the contents of the Report merely as an aid to its business. Mira Inform Private Limited ("MIPL") has collated information/data in the Report, which have not been verified unless otherwise specifically mentioned in the Report. The Subscriber shall independently verify the accuracy and correctness of the information/data before in any way acting upon the same. MIPL shall not be liable for any harm, injury, loss or damage caused to the Subscriber due to default by the Subscriber's debtors/beneficiaries in fulfilling their obligations of any nature whatsoever. This Report or any of its portion shall not be used as a documentary evidence or otherwise before any investigative agencies or forum of law. This Report is confidential and proprietary to MIPL. The Subscriber and/or any other person(s) may not reproduce, publish or disclose any of the contents of the Report to others without the express authorization of MIPL. This Report is prepared and issued to the Subscriber without any risk, responsibility or liability on the part of MIPL or its officials.



**BUSINESS DETAILS**

<b>Line of Business :</b>	<ul style="list-style-type: none"> <li>Subject engaged in manufacturer of automobile and brake system components which includes aluminium die casting components.</li> <li>Manufacturing of aluminum alloy castings parts mainly used in auto industry (Registered Activity)</li> </ul>	
<b>Products / Services :</b>	<b>Item Code No.</b>	<b>Products/Services Description</b>
	84543010	Aluminium Die Casting Parts and Components
<b>Brand Names :</b>	Not Available	
<b>Agencies Held :</b>	Not Divulged	
<b>Exports :</b>	Not Divulged	
<b>Imports :</b>	Not Divulged	
<b>Terms :</b>	Not Divulged	

**PRODUCTION STATUS – (NOT AVAILABLE)**

**GENERAL INFORMATION**

<b>Suppliers :</b>	<b>Reference :</b>	Not Divulged
	<b>Name of the Person :</b>	--
	<b>Contact No.:</b>	--
	<b>Since How Long Known :</b>	--
	<b>Maximum Limit Dealt :</b>	--

**DISCLAIMER :** This Report is **PRIVATE & CONFIDENTIAL** and it is prepared at the request of and for its use by the Subscriber only. The Subscriber shall use the contents of the Report merely as an aid to its business. Mira Inform Private Limited ("MIPL") has collated information/data in the Report, which have not been verified unless otherwise specifically mentioned in the Report. The Subscriber shall independently verify the accuracy and correctness of the information/data before in any way acting upon the same. MIPL shall not be liable for any harm, injury, loss or damage caused to the Subscriber due to default by the Subscriber's debtors/beneficiaries in fulfilling their obligations of any nature whatsoever. This Report or any of its portion shall not be used as a documentary evidence or otherwise before any investigative agencies or forum of law. This Report is confidential and proprietary to MIPL. The Subscriber and/or any other person(s) may not reproduce, publish or disclose any of the contents of the Report to others without the express authorization of MIPL. This Report is prepared and issued to the Subscriber without any risk, responsibility or liability on the part of MIPL or its officials.

	<b>Experience :</b>	--	
	<b>Remark:</b>	--	
<b>Customers :</b>			
	<b>Reference :</b>	Not Divulged	
	<b>Name of the Person :</b>	--	
	<b>Contact No.:</b>	--	
	<b>Since How Long Known :</b>	--	
	<b>Maximum Limit Dealt :</b>	--	
	<b>Experience :</b>	--	
	<b>Remark:</b>	--	
<b>No. of Employees :</b>	Information declined by the management		
<b>Bankers :</b>			
	<b>Banker Name :</b>	HDFC Bank Limited	
	<b>Branch :</b>	HDFC Bank House, Senapati Bapat Marg, Lower Parel (West), Mumbai, Maharashtra, India	
	<b>Person Name (With Designation) :</b>	--	
	<b>Contact Number :</b>	--	
	<b>Name of Account Holder :</b>	--	
	<b>Account Number :</b>	--	
	<b>Account Since (Date/Year of Account Opening) :</b>	--	
	<b>Average Balance Maintained :</b>	--	
	<b>Credit Facilities Enjoyed (CC/OD/Term Loan) :</b>	--	
	<b>Account Operation :</b>	--	
	<b>Remark :</b>	--	
	<ul style="list-style-type: none"> <li>The Saraswat Cooperative Bank Limited, Aurangabad Branch, Madhu Shilp, Plot No. 6C/2, Town Centre Near CIDCO Bus Stand, CIDCO, Aurangabad-431001, Maharashtra, India</li> </ul>		
<b>Facilities :</b>	<b>Secured Loan</b>	<b>31.03.2018 (INR in Million)</b>	<b>31.03.2017 (INR in Million)</b>
	<b>Long-term Borrowings</b>		
	Rupee term loans from banks	880.000	540.907
	<b>Short-term borrowings</b>		
	Working capital loans from banks	294.136	257.351
	<b>Total</b>	<b>1174.136</b>	<b>798.258</b>
<b>Auditors :</b>			
<b>Name :</b>	Sharad Shah and Company Chartered Accountants		
<b>Address :</b>	Gokul Nagar, 1184/4, F C Road, Shivaji Nagar, Pune-411005, Maharashtra, India		

**DISCLAIMER :** This Report is **PRIVATE & CONFIDENTIAL** and it is prepared at the request of and for its use by the Subscriber only. The Subscriber shall use the contents of the Report merely as an aid to its business. Mira Inform Private Limited ("MIPL") has collated information/data in the Report, which have not been verified unless otherwise specifically mentioned in the Report. The Subscriber shall independently verify the accuracy and correctness of the information/data before in any way acting upon the same. MIPL shall not be liable for any harm, injury, loss or damage caused to the Subscriber due to default by the Subscriber's debtors/beneficiaries in fulfilling their obligations of any nature whatsoever. This Report or any of its portion shall not be used as a documentary evidence or otherwise before any investigative agencies or forum of law. This Report is confidential and proprietary to MIPL. The Subscriber and/or any other person(s) may not reproduce, publish or disclose any of the contents of the Report to others without the express authorization of MIPL. This Report is prepared and issued to the Subscriber without any risk, responsibility or liability on the part of MIPL or its officials.

**AURANGABAD ELECTRICALS LIMITED - 544748**

**PAGE NO. : 10**

<b>Income-tax PAN of auditor or auditor's firm :</b>	AAEFS2410C
<b>Memberships :</b>	Not Available
<b>Collaborators :</b>	Not Available
<b>Subsidiaries :</b>	<ul style="list-style-type: none"> <li>• AE Deutschland Gmbh</li> </ul>
<b>Associate:</b>	<ul style="list-style-type: none"> <li>• Aurangabad Wheels And Rims Private Limited</li> </ul>
<b>Joint venture :</b>	<ul style="list-style-type: none"> <li>• Omr Bagla Automotive Systems India Limited</li> </ul>
<b>Enterprises which are owned, or have significant influence of or are partners with Key management personnel and their relatives :</b>	<ul style="list-style-type: none"> <li>• Bg Fastening And Engineering Industries Private Limited</li> <li>• Bagla Electricals And Electronics Private Limited</li> <li>• Bagla Industries</li> <li>• Private Limited</li> </ul>

**CAPITAL STRUCTURE**

As on 28.09.2018

**Authorised Capital :**

No. of Shares	Type	Value	Amount
19450000	Equity Shares	INR 10/- each	INR 194.500 Million
12260000	Preference Shares	INR 10/- each	INR 122.600 Million
	<b>Total</b>		<b>INR 317.100 Million</b>

**Issued, Subscribed & Paid-up Capital :**

No. of Shares	Type	Value	Amount
2940000	Equity Shares	INR 10/- each	INR 29.400 Million
6190423	Preference Shares	INR 10/- each	INR 61.904 Million
	<b>Total</b>		<b>INR 91.304 Million</b>

**FINANCIAL DATA**  
*[all figures are INR Million]*

**ABRIDGED BALANCE SHEET (STANDALONE)**

SOURCES OF FUNDS	31.03.2018	31.03.2017	31.03.2016
<b>I. EQUITY AND LIABILITIES</b>			

**DISCLAIMER :** This Report is **PRIVATE & CONFIDENTIAL** and it is prepared at the request of and for its use by the Subscriber only. The Subscriber shall use the contents of the Report merely as an aid to its business. Mira Inform Private Limited ("MIPL") has collated information/data in the Report, which have not been verified unless otherwise specifically mentioned in the Report. The Subscriber shall independently verify the accuracy and correctness of the information/data before in any way acting upon the same. MIPL shall not be liable for any harm, injury, loss or damage caused to the Subscriber due to default by the Subscriber's debtors/beneficiaries in fulfilling their obligations of any nature whatsoever. This Report or any of its portion shall not be used as a documentary evidence or otherwise before any investigative agencies or forum of law. This Report is confidential and proprietary to MIPL. The Subscriber and/or any other person(s) may not reproduce, publish or disclose any of the contents of the Report to others without the express authorization of MIPL. This Report is prepared and issued to the Subscriber without any risk, responsibility or liability on the part of MIPL or its officials.

**AURANGABAD ELECTRICALS LIMITED - 544748**

**PAGE NO. : 11**

(1) Shareholders' Funds			
(a) Share Capital	91.304	91.304	91.304
(b) Reserves and Surplus	1245.817	901.374	777.189
(c) Money received against share warrants	0.000	0.000	0.000
(2) Share Application money pending allotment	0.000	0.000	0.000
<b>Total Shareholders' Funds (1) + (2)</b>	<b>1337.121</b>	<b>992.678</b>	<b>868.493</b>
(3) Non-Current Liabilities			
(a) long-term borrowings	880.000	540.907	279.827
(b) Deferred tax liabilities (Net)	131.269	85.887	46.015
(c) Other long-term liabilities	0.000	0.000	0.000
(d) long-term provisions	0.000	0.000	0.000
<b>Total Non-current Liabilities (3)</b>	<b>1011.269</b>	<b>626.794</b>	<b>325.842</b>
(4) Current Liabilities			
(a) Short-term borrowings	350.389	432.516	394.372
(b) Trade payables	852.940	815.250	818.851
(c) Other current liabilities	396.460	586.553	421.357
(d) Short-term provisions	30.488	31.846	56.224
<b>Total Current Liabilities (4)</b>	<b>1630.277</b>	<b>1866.165</b>	<b>1690.804</b>
<b>TOTAL</b>	<b>3978.667</b>	<b>3485.637</b>	<b>2885.139</b>
<b>II. ASSETS</b>			
(1) Non-current assets			
(a) Fixed Assets			
(i) Tangible assets	1936.329	1343.279	1149.133
(ii) Intangible Assets	4.336	1.744	0.816
(iii) Tangible assets capital work-in-progress	4.691	186.567	58.019
(iv) Intangible assets under development	0.000	0.000	0.000
(b) Non-current Investments	169.785	169.805	182.437
(c) Deferred tax assets (net)	0.000	0.000	0.000
(d) Long-term loans and advances	184.857	438.863	190.777
(e) Other Non-current assets	0.508	4.355	12.248
<b>Total Non-Current Assets</b>	<b>2300.506</b>	<b>2144.613</b>	<b>1593.430</b>
(2) Current assets			
(a) Current investments	0.000	0.000	0.000
(b) Inventories	438.554	413.444	368.754
(c) Trade receivables	1063.655	785.927	676.815
(d) Cash and bank balances	99.553	47.760	150.762
(e) Short-term loans and advances	41.235	72.965	74.554
(f) Other current assets	35.164	20.928	20.824
<b>Total Current Assets</b>	<b>1678.161</b>	<b>1341.024</b>	<b>1291.709</b>
<b>TOTAL</b>	<b>3978.667</b>	<b>3485.637</b>	<b>2885.139</b>

**DISCLAIMER** : This Report is **PRIVATE & CONFIDENTIAL** and it is prepared at the request of and for its use by the Subscriber only. The Subscriber shall use the contents of the Report merely as an aid to its business. Mira Inform Private Limited ("MIPL") has collated information/data in the Report, which have not been verified unless otherwise specifically mentioned in the Report. The Subscriber shall independently verify the accuracy and correctness of the information/data before in any way acting upon the same. MIPL shall not be liable for any harm, injury, loss or damage caused to the Subscriber due to default by the Subscriber's debtors/beneficiaries in fulfilling their obligations of any nature whatsoever. This Report or any of its portion shall not be used as a documentary evidence or otherwise before any investigative agencies or forum of law. This Report is confidential and proprietary to MIPL. The Subscriber and/or any other person(s) may not reproduce, publish or disclose any of the contents of the Report to others without the express authorization of MIPL. This Report is prepared and issued to the Subscriber without any risk, responsibility or liability on the part of MIPL or its officials.

**PROFIT & LOSS ACCOUNT (STANDALONE)**

	<b>PARTICULARS</b>	<b>31.03.2018</b>	<b>31.03.2017</b>	<b>31.03.2016</b>
	<b>SALES</b>			
	Revenue from operations	6436.228	5645.630	5608.726
	Other Income	74.076	34.853	50.229
	<b>TOTAL</b>	<b>6510.304</b>	<b>5680.483</b>	<b>5658.955</b>
<b>Less</b>	<b>EXPENSES</b>			
	Cost of Materials Consumed	3854.936	3614.331	3768.959
	Changes in inventories of finished goods, work-in-progress and Stock-in-Trade	5.590	(35.781)	18.776
	Employee benefit expense	472.570	428.165	434.840
	CSR expenditure	5.984	2.387	2.096
	Other expenses	1363.149	1186.293	1112.172
	Exceptional items before tax	(42.907)	(35.396)	(40.173)
	<b>TOTAL</b>	<b>5659.322</b>	<b>5159.999</b>	<b>5296.670</b>
	<b>PROFIT/ (LOSS) BEFORE INTEREST, TAX, DEPRECIATION AND AMORTISATION</b>	<b>850.982</b>	<b>520.484</b>	<b>362.285</b>
<b>Less</b>	<b>FINANCIAL EXPENSES</b>	70.390	64.887	62.795
	<b>PROFIT / (LOSS) BEFORE TAX, DEPRECIATION AND AMORTISATION</b>	<b>780.592</b>	<b>455.597</b>	<b>299.490</b>
<b>Less/ Add</b>	<b>DEPRECIATION/ AMORTISATION</b>	269.070	167.860	156.112
	<b>PROFIT/ (LOSS) BEFORE TAX</b>	<b>511.522</b>	<b>287.737</b>	<b>143.378</b>
<b>Less</b>	<b>TAX</b>	167.080	4.877	43.759
	<b>PROFIT/ (LOSS) AFTER TAX</b>	<b>344.442</b>	<b>282.860</b>	<b>99.619</b>
	<b>EARNINGS IN FOREIGN CURRENCY</b>			
	F.O.B. Value of Exports	621.154	446.574	284.278
	<b>TOTAL EARNINGS</b>	<b>621.154</b>	<b>446.574</b>	<b>284.278</b>
	<b>IMPORTS</b>			
	Raw Materials	0.000	3.395	69.253
	Components and spare parts	4.850	10.596	14.382
	Capital Goods	141.966	104.972	177.284
	<b>TOTAL IMPORTS</b>	<b>146.817</b>	<b>118.963</b>	<b>260.919</b>

**DISCLAIMER** : This Report is **PRIVATE & CONFIDENTIAL** and it is prepared at the request of and for its use by the Subscriber only. The Subscriber shall use the contents of the Report merely as an aid to its business. Mira Inform Private Limited ("MIPL") has collated information/data in the Report, which have not been verified unless otherwise specifically mentioned in the Report. The Subscriber shall independently verify the accuracy and correctness of the information/data before in any way acting upon the same. MIPL shall not be liable for any harm, injury, loss or damage caused to the Subscriber due to default by the Subscriber's debtors/beneficiaries in fulfilling their obligations of any nature whatsoever. This Report or any of its portion shall not be used as a documentary evidence or otherwise before any investigative agencies or forum of law. This Report is confidential and proprietary to MIPL. The Subscriber and/or any other person(s) may not reproduce, publish or disclose any of the contents of the Report to others without the express authorization of MIPL. This Report is prepared and issued to the Subscriber without any risk, responsibility or liability on the part of MIPL or its officials.

**AURANGABAD ELECTRICALS LIMITED - 544748**

**PAGE NO. : 13**

Earnings / (Loss) Per Share (INR)	37.72	30.98	10.91
-----------------------------------	-------	-------	-------

**CURRENT MATURITIES OF LONG TERM DEBT DETAILS**

Particulars	31.03.2018	31.03.2017	31.03.2016
Current Maturities of Long term debt	140.719	96.923	102.819
Net cash flows from (used in) operations	515.837	355.875	266.031
Net cash flows from (used in) operating activities	410.911	326.088	238.597

**KEY RATIOS**

**EFFICIENCY RATIOS**

PARTICULARS	31.03.2018	31.03.2017	31.03.2016
Average Collection Days (Sundry Debtors / Income * 365 Days)	60.32	50.81	44.05
Account Receivables Turnover (Income / Sundry Debtors)	6.05	7.18	8.29
Average Payment Days (Sundry Creditors / Purchases * 365 Days)	80.76	82.33	79.30
Inventory Turnover (Operating Income / Inventories)	1.94	1.26	0.98
Asset Turnover (Operating Income / Net Fixed Assets)	0.44	0.34	0.30

**LEVERAGE RATIOS**

PARTICULARS	31.03.2018	31.03.2017	31.03.2016
Debt Ratio ((Borrowing + Current Liabilities) / Total Assets)	0.67	0.72	0.72
Debt Equity Ratio (Total Liability / Networth)	1.03	1.08	0.89
Current Liabilities to Networth (Current Liabilities / Net Worth)	1.22	1.88	1.95
Fixed Assets to Networth (Net Fixed Assets / Networth)	1.45	1.54	1.39

**DISCLAIMER** : This Report is **PRIVATE & CONFIDENTIAL** and it is prepared at the request of and for its use by the Subscriber only. The Subscriber shall use the contents of the Report merely as an aid to its business. Mira Inform Private Limited ("MIPL") has collated information/data in the Report, which have not been verified unless otherwise specifically mentioned in the Report. The Subscriber shall independently verify the accuracy and correctness of the information/data before in any way acting upon the same. MIPL shall not be liable for any harm, injury, loss or damage caused to the Subscriber due to default by the Subscriber's debtors/beneficiaries in fulfilling their obligations of any nature whatsoever. This Report or any of its portion shall not be used as a documentary evidence or otherwise before any investigative agencies or forum of law. This Report is confidential and proprietary to MIPL. The Subscriber and/or any other person(s) may not reproduce, publish or disclose any of the contents of the Report to others without the express authorization of MIPL. This Report is prepared and issued to the Subscriber without any risk, responsibility or liability on the part of MIPL or its officials.

Interest Coverage Ratio (PBIT / Financial Charges)	12.09	8.02	5.77
---	-------	------	------

**PROFITABILITY RATIOS**

PARTICULARS		31.03.2018	31.03.2017	31.03.2016
Net Profit Margin ((PAT / Sales) * 100)	%	5.35	5.01	1.78
Return on Total Assets ((PAT / Total Assets) * 100)	%	8.66	8.12	3.45
Return on Investment (ROI) ((PAT / Networth) * 100)	%	25.76	28.49	11.47

**SOLVENCY RATIOS**

PARTICULARS		31.03.2018	31.03.2017	31.03.2016
Current Ratio (Current Assets / Current Liabilities)		1.03	0.72	0.76
Quick Ratio ((Current Assets – Inventories) / Current Liabilities)		0.76	0.50	0.55
G-Score Ratio Financial (Networth / Total Assets)		0.34	0.28	0.30
G-Score Ratio Debt (Debts / Equity Capital)		15.02	11.72	8.51
G-Score Ratio Liquidity (Total Current Assets / Total Current Liabilities)		1.03	0.72	0.76

Total Liability = Short-term Debt + Long-term Debt + Current Maturities of Long-term debts

**FINANCIAL ANALYSIS**  
*[all figures are in INR Million]*

**DEBT EQUITY RATIO**

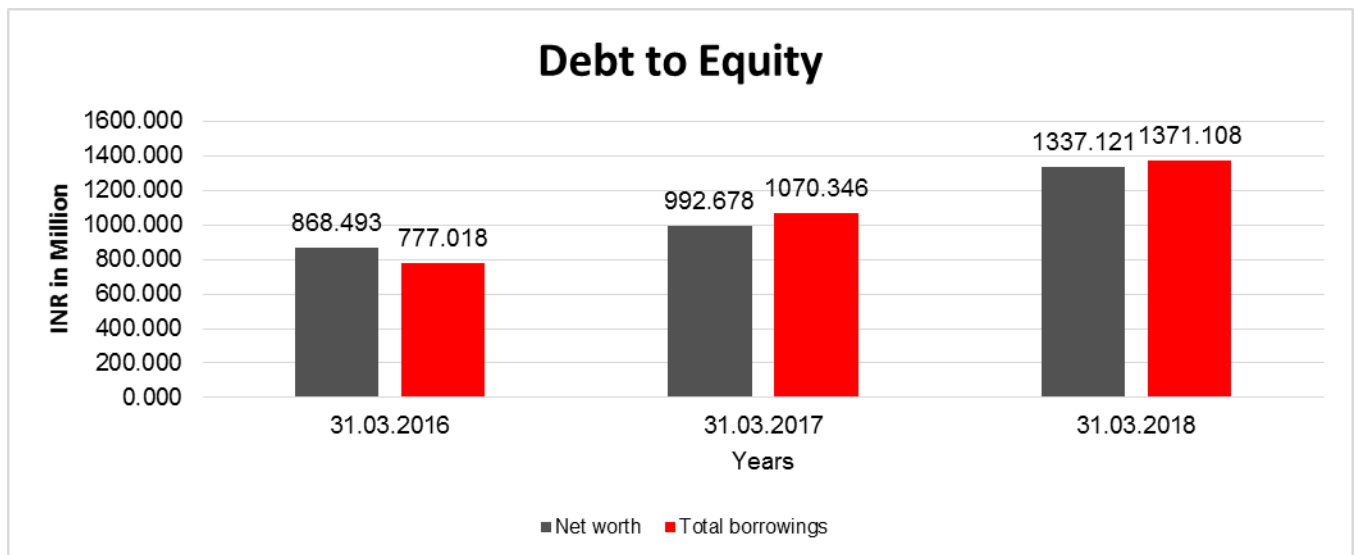
Particular	31.03.2016 (INR In Million)	31.03.2017 (INR In Million)	31.03.2018 (INR In Million)
Share Capital	91.304	91.304	91.304
Reserves & Surplus	777.189	901.374	1245.817

**DISCLAIMER** : This Report is **PRIVATE & CONFIDENTIAL** and it is prepared at the request of and for its use by the Subscriber only. The Subscriber shall use the contents of the Report merely as an aid to its business. Mira Inform Private Limited ("MIPL") has collated information/data in the Report, which have not been verified unless otherwise specifically mentioned in the Report. The Subscriber shall independently verify the accuracy and correctness of the information/data before in any way acting upon the same. MIPL shall not be liable for any harm, injury, loss or damage caused to the Subscriber due to default by the Subscriber's debtors/beneficiaries in fulfilling their obligations of any nature whatsoever. This Report or any of its portion shall not be used as a documentary evidence or otherwise before any investigative agencies or forum of law. This Report is confidential and proprietary to MIPL. The Subscriber and/or any other person(s) may not reproduce, publish or disclose any of the contents of the Report to others without the express authorization of MIPL. This Report is prepared and issued to the Subscriber without any risk, responsibility or liability on the part of MIPL or its officials.

**AURANGABAD ELECTRICALS LIMITED - 544748**

**PAGE NO. : 15**

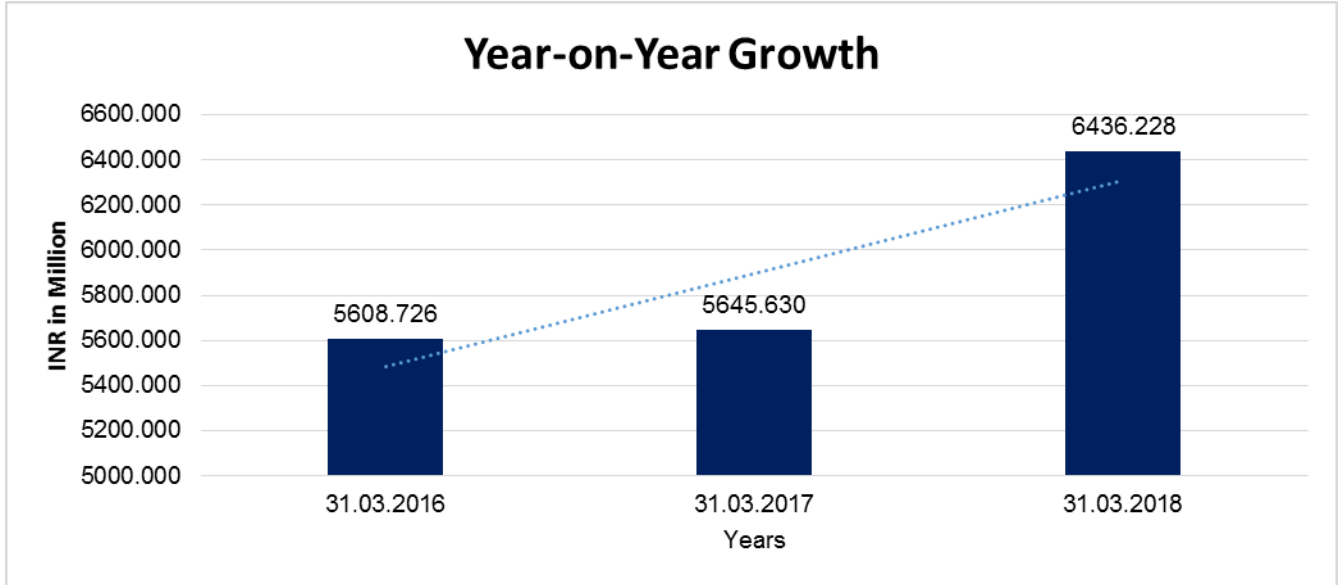
Money received against share warrants	0.000	0.000	0.000
Share Application money pending allotment	0.000	0.000	0.000
<b>Net worth</b>	<b>868.493</b>	<b>992.678</b>	<b>1337.121</b>
Long-term borrowings	279.827	540.907	880.000
Short term borrowings	394.372	432.516	350.389
Current maturities of long-term debts	102.819	96.923	140.719
<b>Total borrowings</b>	<b>777.018</b>	<b>1070.346</b>	<b>1371.108</b>
<b>Debt/Equity ratio</b>	<b>0.895</b>	<b>1.078</b>	<b>1.025</b>



**YEAR-ON-YEAR GROWTH**

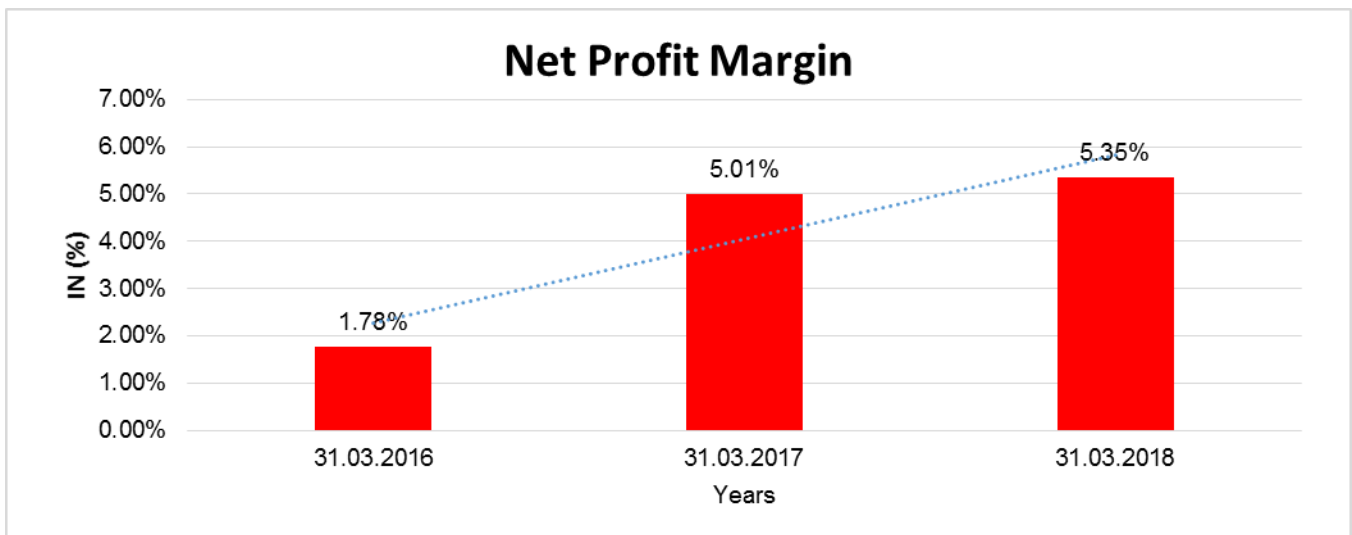
Year on Year Growth	31.03.2016 (INR In Million)	31.03.2017 (INR In Million)	31.03.2018 (INR In Million)
Sales	5608.726	5645.630	6436.228
		<b>0.658</b>	<b>14.004</b>

**DISCLAIMER** : This Report is **PRIVATE & CONFIDENTIAL** and it is prepared at the request of and for its use by the Subscriber only. The Subscriber shall use the contents of the Report merely as an aid to its business. Mira Inform Private Limited ("MIPL") has collated information/data in the Report, which have not been verified unless otherwise specifically mentioned in the Report. The Subscriber shall independently verify the accuracy and correctness of the information/data before in any way acting upon the same. MIPL shall not be liable for any harm, injury, loss or damage caused to the Subscriber due to default by the Subscriber's debtors/beneficiaries in fulfilling their obligations of any nature whatsoever. This Report or any of its portion shall not be used as a documentary evidence or otherwise before any investigative agencies or forum of law. This Report is confidential and proprietary to MIPL. The Subscriber and/or any other person(s) may not reproduce, publish or disclose any of the contents of the Report to others without the express authorization of MIPL. This Report is prepared and issued to the Subscriber without any risk, responsibility or liability on the part of MIPL or its officials.



**NET PROFIT MARGIN**

Net Profit Margin	31.03.2016	31.03.2017	31.03.2018
	(INR In Million)	(INR In Million)	(INR In Million)
Sales	5608.726	5645.630	6436.228
Profit/ (Loss)	99.619	282.860	344.442
	<b>1.78 %</b>	<b>5.01 %</b>	<b>5.35 %</b>



**DISCLAIMER** : This Report is **PRIVATE & CONFIDENTIAL** and it is prepared at the request of and for its use by the Subscriber only. The Subscriber shall use the contents of the Report merely as an aid to its business. Mira Inform Private Limited ("MIPL") has collated information/data in the Report, which have not been verified unless otherwise specifically mentioned in the Report. The Subscriber shall independently verify the accuracy and correctness of the information/data before in any way acting upon the same. MIPL shall not be liable for any harm, injury, loss or damage caused to the Subscriber due to default by the Subscriber's debtors/beneficiaries in fulfilling their obligations of any nature whatsoever. This Report or any of its portion shall not be used as a documentary evidence or otherwise before any investigative agencies or forum of law. This Report is confidential and proprietary to MIPL. The Subscriber and/or any other person(s) may not reproduce, publish or disclose any of the contents of the Report to others without the express authorization of MIPL. This Report is prepared and issued to the Subscriber without any risk, responsibility or liability on the part of MIPL or its officials.

**ABRIDGED BALANCE SHEET (CONSOLIDATED)**

<b>SOURCES OF FUNDS</b>	<b>31.03.2018</b>	<b>31.03.2017</b>
<b>I. EQUITY AND LIABILITIES</b>		
(1) Shareholders' Funds		
(a) Share Capital	91.304	91.304
(b) Reserves and Surplus	1457.185	1086.516
(c) Money received against share warrants	0.000	0.000
(2) Share Application money pending allotment	0.000	0.000
<b>Total Shareholders' Funds (1) + (2)</b>	<b>1548.489</b>	<b>1177.820</b>
(3) Non-Current Liabilities		
(a) long-term borrowings	880.000	546.740
(b) Deferred tax liabilities (Net)	130.173	88.148
(c) Other long-term liabilities	0.000	0.000
(d) long-term provisions	0.359	0.101
<b>Total Non-current Liabilities (3)</b>	<b>1010.532</b>	<b>634.989</b>
(4) Current Liabilities		
(a) Short-term borrowings	350.389	432.516
(b) Trade payables	882.323	832.025
(c) Other current liabilities	432.224	594.260
(d) Short-term provisions	33.449	35.010
<b>Total Current Liabilities (4)</b>	<b>1698.385</b>	<b>1893.811</b>
<b>TOTAL</b>	<b>4257.406</b>	<b>3706.620</b>
<b>II. ASSETS</b>		
(1) Non-current assets		
(a) Fixed Assets		
(i) Tangible assets	2094.991	1523.096
(ii) Intangible Assets	7.151	5.377
(iii) Tangible assets capital work-in-progress	42.403	189.739
(iv) Intangible assets under development	0.014	0.014
(b) Non-current Investments	11.371	9.067
(c) Deferred tax assets (net)	0.000	0.000
(d) Long-term loans and advances	146.810	406.691
(e) Other Non-current assets	0.508	80.712
<b>Total Non-Current Assets</b>	<b>2303.248</b>	<b>2214.696</b>
(2) Current assets		
(a) Current investments	0.000	0.000

**DISCLAIMER** : This Report is **PRIVATE & CONFIDENTIAL** and it is prepared at the request of and for its use by the Subscriber only. The Subscriber shall use the contents of the Report merely as an aid to its business. Mira Inform Private Limited ("MIPL") has collated information/data in the Report, which have not been verified unless otherwise specifically mentioned in the Report. The Subscriber shall independently verify the accuracy and correctness of the information/data before in any way acting upon the same. MIPL shall not be liable for any harm, injury, loss or damage caused to the Subscriber due to default by the Subscriber's debtors/beneficiaries in fulfilling their obligations of any nature whatsoever. This Report or any of its portion shall not be used as a documentary evidence or otherwise before any investigative agencies or forum of law. This Report is confidential and proprietary to MIPL. The Subscriber and/or any other person(s) may not reproduce, publish or disclose any of the contents of the Report to others without the express authorization of MIPL. This Report is prepared and issued to the Subscriber without any risk, responsibility or liability on the part of MIPL or its officials.

**AURANGABAD ELECTRICALS LIMITED - 544748**

**PAGE NO. : 18**

(b) Inventories		533.077	497.207
(c) Trade receivables		1104.532	826.996
(d) Cash and bank balances		222.754	53.576
(e) Short-term loans and advances		52.361	88.424
(f) Other current assets		41.434	25.721
<b>Total Current Assets</b>		<b>1954.158</b>	<b>1491.924</b>
<b>TOTAL</b>		<b>4257.406</b>	<b>3706.620</b>

**PROFIT & LOSS ACCOUNT (CONSOLIDATED)**

	PARTICULARS	31.03.2018	31.03.2017
	<b>SALES</b>		
	Revenue from operations	6791.475	6011.104
	Other Income	116.236	68.049
	<b>TOTAL</b>	<b>6907.711</b>	<b>6079.153</b>
<b>Less</b>	<b>EXPENSES</b>		
	Cost of Materials Consumed	4043.011	3777.198
	Changes in inventories of finished goods, work-in-progress and Stock-in-Trade	2.375	(5.107)
	Employee benefit expense	519.867	471.054
	CSR expenditure	6.265	2.620
	Other expenses	1453.805	1268.288
	<b>TOTAL</b>	<b>6025.323</b>	<b>5514.053</b>
	<b>PROFIT/ (LOSS) BEFORE INTEREST, TAX, DEPRECIATION AND AMORTISATION</b>	<b>882.388</b>	<b>565.100</b>
<b>Less</b>	<b>FINANCIAL EXPENSES</b>	71.481	66.605
	<b>PROFIT / (LOSS) BEFORE TAX, DEPRECIATION AND AMORTISATION</b>	<b>810.907</b>	<b>498.495</b>
<b>Less / Add</b>	<b>DEPRECIATION/ AMORTISATION</b>	259.359	168.033
	<b>PROFIT/ (LOSS) BEFORE TAX</b>	<b>551.548</b>	<b>330.462</b>
<b>Less</b>	<b>TAX</b>	182.685	19.499
	<b>PROFIT/ (LOSS) AFTER TAX</b>	<b>368.863</b>	<b>310.963</b>
	<b>SHARE OF PROFIT (LOSS) OF ASSOCIATES</b>	2.324	1.524

**DISCLAIMER** : This Report is **PRIVATE & CONFIDENTIAL** and it is prepared at the request of and for its use by the Subscriber only. The Subscriber shall use the contents of the Report merely as an aid to its business. Mira Inform Private Limited ("MIPL") has collated information/data in the Report, which have not been verified unless otherwise specifically mentioned in the Report. The Subscriber shall independently verify the accuracy and correctness of the information/data before in any way acting upon the same. MIPL shall not be liable for any harm, injury, loss or damage caused to the Subscriber due to default by the Subscriber's debtors/beneficiaries in fulfilling their obligations of any nature whatsoever. This Report or any of its portion shall not be used as a documentary evidence or otherwise before any investigative agencies or forum of law. This Report is confidential and proprietary to MIPL. The Subscriber and/or any other person(s) may not reproduce, publish or disclose any of the contents of the Report to others without the express authorization of MIPL. This Report is prepared and issued to the Subscriber without any risk, responsibility or liability on the part of MIPL or its officials.

**AURANGABAD ELECTRICALS LIMITED - 544748**

**PAGE NO. : 19**

	<b>PROFIT /(LOSS) FOR PERIOD</b>		<b>371.187</b>	<b>312.487</b>
	<b>Earnings / (Loss) Per Share (INR)</b>		<b>125.00</b>	<b>105.68</b>

**LOCAL AGENCY FURTHER INFORMATION**

<b>Sr. No.</b>	<b>Check List by Info Agents</b>	<b>Available in Report (Yes / No)</b>
1]	Year of establishment	Yes
2]	Constitution of the entity Incorporation details	Yes
3]	Locality of the entity	Yes
4]	Premises details	No
5]	Buyer visit details	--
6]	Contact numbers	Yes
7]	Name of the person contacted	No
8]	Designation of contact person	No
9]	Promoter's background	Yes
10]	Date of Birth of Proprietor / Partners / Directors	Yes
11]	Pan Card No. of Proprietor / Partners	Yes
12]	Voter Id Card No. of Proprietor / Partners	No
13]	Type of business	Yes
14]	Line of Business	Yes
15]	Export/import details (if applicable)	No
16]	No. of employees	No
17]	Details of sister concerns	Yes
18]	Major suppliers	No
19]	Major customers	No
20]	Banking Details	Yes
21]	Banking facility details	Yes
22]	Conduct of the banking account	--
23]	Financials, if provided	Yes
24]	Capital in the business	Yes
25]	Last accounts filed at ROC, if applicable	Yes
26]	Turnover of firm for last three years	Yes
27]	Reasons for variation <> 20%	--
28]	Estimation for coming financial year	No
29]	Profitability for last three years	Yes

**DISCLAIMER** : This Report is **PRIVATE & CONFIDENTIAL** and it is prepared at the request of and for its use by the Subscriber only. The Subscriber shall use the contents of the Report merely as an aid to its business. Mira Inform Private Limited ("MIPL") has collated information/data in the Report, which have not been verified unless otherwise specifically mentioned in the Report. The Subscriber shall independently verify the accuracy and correctness of the information/data before in any way acting upon the same. MIPL shall not be liable for any harm, injury, loss or damage caused to the Subscriber due to default by the Subscriber's debtors/beneficiaries in fulfilling their obligations of any nature whatsoever. This Report or any of its portion shall not be used as a documentary evidence or otherwise before any investigative agencies or forum of law. This Report is confidential and proprietary to MIPL. The Subscriber and/or any other person(s) may not reproduce, publish or disclose any of the contents of the Report to others without the express authorization of MIPL. This Report is prepared and issued to the Subscriber without any risk, responsibility or liability on the part of MIPL or its officials.

**AURANGABAD ELECTRICALS LIMITED - 544748**

**PAGE NO. : 20**

30]	Major shareholders, if available	Yes
31]	External Agency Rating, if available	Yes
32]	Litigations that the firm/promoter involved in	--
33]	Market information	--
34]	Payments terms	No
35]	Negative Reporting by Auditors in the Annual Report	No

**CORPORATE INFORMATION:**

The Company is a public company domiciled in India and incorporated under the provisions of the Companies Act, 1956. The Company manufactures automobile and brake system components which includes aluminium die casting components. The Company caters to both domestic and international markets. The Company also generates power through windmill.

**UNSECURED LOAN**

PARTICULAR	31.03.2018 (INR in Million)	31.03.2017 (INR in Million)
<b>Short-term borrowings</b>		
Loans and advances from related parties	56.253	175.165
<b>Total</b>	<b>56.253</b>	<b>175.165</b>

**INDEX OF CHARGES**

SN o	SRN	Charge Id	Charge Holder Name	Date of Creation	Date of Modification	Date of Satisfaction	Amount	Address
1	G93206134	100190054	HDFC BANK LIMITED	28/06/2018	-	-	10000000.0	HDFC BANK HOUSE, SENAPATI BAPAT MARG, LOWER PAREL WESTMUMBAIMH400013IN
2	G58286279	100089266	HDFC BANK LIMITED	15/03/2017	04/10/2017	-	1540000000.0	HDFC BANK HOUSE SENAPATI BAPAT MARG LOWER PAREL WMUMBAIUR263153IN
3	G00970533	100017920	The Saraswat Cooperative Bank Ltd	28/03/2016	-	-	266000000.0	GAJANAN MAHARAJ MANDIR BRANCH, GARKHEDAA URANGABADMH431001IN
4	C77504736	10616921	The Saraswat Cooperative	22/01/2016	-	-	84000000.0	GAJANAN MAHARAJ MANDIR BRANCH GARKHEDAA URANGABADMH431001IN

**DISCLAIMER :** This Report is **PRIVATE & CONFIDENTIAL** and it is prepared at the request of and for its use by the Subscriber only. The Subscriber shall use the contents of the Report merely as an aid to its business. Mira Inform Private Limited ("MIPL") has collated information/data in the Report, which have not been verified unless otherwise specifically mentioned in the Report. The Subscriber shall independently verify the accuracy and correctness of the information/data before in any way acting upon the same. MIPL shall not be liable for any harm, injury, loss or damage caused to the Subscriber due to default by the Subscriber's debtors/beneficiaries in fulfilling their obligations of any nature whatsoever. This Report or any of its portion shall not be used as a documentary evidence or otherwise before any investigative agencies or forum of law. This Report is confidential and proprietary to MIPL. The Subscriber and/or any other person(s) may not reproduce, publish or disclose any of the contents of the Report to others without the express authorization of MIPL. This Report is prepared and issued to the Subscriber without any risk, responsibility or liability on the part of MIPL or its officials.

**AURANGABAD ELECTRICALS LIMITED - 544748**

**PAGE NO. : 21**

			Bank Ltd					
5	G92010 016	104445 46	The Sarasw at Cooper ative Bank Ltd	21/08/2 013	28/06/20 18	-	300000000.0	GAJANAN MAHARAJ MANDIR BRANCHGARKHEDAA URANGABADMH43110 5IN
6	A87404 463	102037 85	IDBI Bank Ltd	04/02/2 010	08/06/20 10	-	180000000.0	IDBI BANK LTDWTC COMPLEX, IDBI TOWER, CUFFE PARADEMUMBAIMH40 0005IN
7	G09357 757	101115 83	The Sarasw at Cooper ative Bank Ltd	09/06/2 008	26/07/20 16	-	200000000.0	GAJANAN MAHARAJ MANDIR BRANCHGARKHEDAA URANGABADMH43100 1IN
8	G09332 446	100311 04	The Sarasw at Cooper ative Bank Ltd	30/12/2 006	26/07/20 16	-	220000000.0	GAJANAN MAHARAJ MANDIR BRANCHGARKHEDAA URANGABADMH43100 1IN
9	G91872 267	102433 78	The Sarasw at Cooper ative Bank Ltd	24/08/2 010	15/03/20 11	29/06/20 18	11789000.0	AURANGABAD BRANCH, MADHU SHILP, PLOT NO. 6C/2, TOWN CENTRE NEAR CIDCO BUS STAND, CIDCOAURANGABAD MH431001IN
10	G91177 741	104445 41	The Sarswat Cooper ative Bank Ltd	22/08/2 013	18/12/20 15	28/06/20 18	129500000.0	PLOT NO.6, TOWN CENTRE, C-2, CIDCONEAR CIDCO BUS STANDAURANGABAD MH431003IN

**CONTINGENT LIABILITIES:**

<b>PARTICULARS</b>	<b>31.03.2018 (INR in million)</b>	<b>31.03.2017 (INR in Million)</b>
<b>Claims against the Company not acknowledged as debts</b>		
The Company has filed appeals against the following demands		

**DISCLAIMER :** This Report is **PRIVATE & CONFIDENTIAL** and it is prepared at the request of and for its use by the Subscriber only. The Subscriber shall use the contents of the Report merely as an aid to its business. Mira Inform Private Limited ("MIPL") has collated information/data in the Report, which have not been verified unless otherwise specifically mentioned in the Report. The Subscriber shall independently verify the accuracy and correctness of the information/data before in any way acting upon the same. MIPL shall not be liable for any harm, injury, loss or damage caused to the Subscriber due to default by the Subscriber's debtors/beneficiaries in fulfilling their obligations of any nature whatsoever. This Report or any of its portion shall not be used as a documentary evidence or otherwise before any investigative agencies or forum of law. This Report is confidential and proprietary to MIPL. The Subscriber and/or any other person(s) may not reproduce, publish or disclose any of the contents of the Report to others without the express authorization of MIPL. This Report is prepared and issued to the Subscriber without any risk, responsibility or liability on the part of MIPL or its officials.

**AURANGABAD ELECTRICALS LIMITED - 544748**

**PAGE NO. : 22**

(including penalty in some of the cases) from various government departments and have not provided for in the books.		
Income Tax	44.253	47.599
Excise duty and Service tax	43.165	54.549
Sales Tax	0.340	0.533
Provident fund	0.373	0.373
<b>Total</b>	<b>88.131</b>	<b>103.054</b>

**FIXED ASSETS**

- Land
- Buildings
- Furniture and Fixture
- Computer
- Plant and equipment
- Factory equipments
- Vehicles

**DISCLAIMER** : This Report is **PRIVATE & CONFIDENTIAL** and it is prepared at the request of and for its use by the Subscriber only. The Subscriber shall use the contents of the Report merely as an aid to its business. Mira Inform Private Limited ("MIPL") has collated information/data in the Report, which have not been verified unless otherwise specifically mentioned in the Report. The Subscriber shall independently verify the accuracy and correctness of the information/data before in any way acting upon the same. MIPL shall not be liable for any harm, injury, loss or damage caused to the Subscriber due to default by the Subscriber's debtors/beneficiaries in fulfilling their obligations of any nature whatsoever. This Report or any of its portion shall not be used as a documentary evidence or otherwise before any investigative agencies or forum of law. This Report is confidential and proprietary to MIPL. The Subscriber and/or any other person(s) may not reproduce, publish or disclose any of the contents of the Report to others without the express authorization of MIPL. This Report is prepared and issued to the Subscriber without any risk, responsibility or liability on the part of MIPL or its officials.

**CMT REPORT (Corruption, Money Laundering & Terrorism]**

The Public Notice information has been collected from various sources including but not limited to: **The Courts, India Prisons Service, Interpol, etc.**

**1] INFORMATION ON DESIGNATED PARTY**

No records exist designating subject or any of its beneficial owners, controlling shareholders or senior officers as terrorist or terrorist organization or whom notice had been received that all financial transactions involving their assets have been blocked or convicted, found guilty or against whom a judgement or order had been entered in a proceedings for violating money-laundering, anti-corruption or bribery or international economic or anti-terrorism sanction laws or whose assets were seized, blocked, frozen or ordered forfeited for violation of money laundering or international anti-terrorism laws.

**2] Court Declaration :**

No records exist to suggest that subject is or was the subject of any formal or informal allegations, prosecutions or other official proceeding for making any prohibited payments or other improper payments to government officials for engaging in prohibited transactions or with designated parties.

**3] Asset Declaration :**

No records exist to suggest that the property or assets of the subject are derived from criminal conduct or a prohibited transaction.

**4] Record on Financial Crime :**

Charges or conviction registered against subject: **None**

**5] Records on Violation of Anti-Corruption Laws :**

Charges or investigation registered against subject: **None**

**6] Records on Int'l Anti-Money Laundering Laws/Standards :**

Charges or investigation registered against subject: **None**

**7] Criminal Records**

No available information exist that suggest that subject or any of its principals have been formally charged or convicted by a competent governmental authority for any financial crime or under any formal investigation by a competent government authority for any violation of anti-corruption laws or international anti-money laundering laws or standard.

**8] Affiliation with Government :**

No record exists to suggest that any director or indirect owners, controlling shareholders, director, officer or employee of the company is a government official or a family member or close business associate of a Government official.

**9] Compensation Package :**

Our market survey revealed that the amount of compensation sought by the subject is fair and reasonable and comparable to compensation paid to others for similar services.

**10] Press Report :**

No press reports / filings exists on the subject.

**CORPORATE GOVERNANCE**

MIRA INFORM as part of its Due Diligence do provide comments on Corporate Governance to identify management and governance. These factors often have been predictive and in some cases have created vulnerabilities to credit deterioration.

Our Governance Assessment focuses principally on the interactions between a company's management, its Board of Directors, Shareholders and other financial stakeholders.

**CONTRAVENTION**

Subject is not known to have contravened any existing local laws, regulations or policies that prohibit, restrict or otherwise affect the terms and conditions that could be included in the agreement with the subject.

**FOREIGN EXCHANGE RATES**

Currency	Unit	INR
US Dollar	1	INR 71.73
UK Pound	1	INR 90.58
Euro	1	INR 81.46

**INFORMATION DETAILS**

<b>Information Gathered by :</b>	SPU
<b>Analysis Done by :</b>	NYT
<b>Report Prepared by :</b>	RKI

**SCORE FACTORS**

DEMERIT POINTS		
--BANK CHARGES	YES/NO	YES
--LITIGATION	YES/NO	NO
--OTHER ADVERSE INFORMATION	YES/NO	NO
MERIT POINTS		
--SOLE DISTRIBUTORSHIP	YES/NO	NO
--EXPORT ACTIVITIES	YES/NO	NO
--AFFILIATION	YES/NO	YES
--LISTED	YES/NO	NO
--OTHER MERIT FACTORS	YES/NO	YES

**RATING EXPLANATIONS**

Credit Rating	Explanation	Rating Comments
A++	Minimum Risk	Business dealings permissible with minimum risk of default
A+	Low Risk	Business dealings permissible with low risk of default
A	Acceptable Risk	Business dealings permissible with moderate risk of default
B	Medium Risk	Business dealings permissible on a regular monitoring basis
C	Medium High Risk	Business dealings permissible preferably on secured basis
D	High Risk	Business dealing not recommended or on secured terms only
NB	New Business	No recommendation can be done due to business in infancy stage
NT	No Trace	No recommendation can be done as the business is not traceable

NB is stated where there is insufficient information to facilitate rating. However, it is not to be considered as unfavourable.

This score serves as a reference to assess SC's credit risk and to set the amount of credit to be extended. It is calculated from a composite of weighted scores obtained from each of the major sections of this report. The assessed factors are as follows:

- Financial condition covering various ratios
- Company background and operations size
- Promoters / Management background
- Payment record
- Litigation against the subject
- Industry scenario / competitor analysis
- Supplier / Customer / Banker review (wherever available)