

## MIRA INFORM REPORT

<b>Report No. :</b>	546306
<b>Report Date :</b>	21.12.2018

### IDENTIFICATION DETAILS

<b>Name :</b>	G-TEC EDUCATION PRIVATE LIMITED
<b>Registered Office :</b>	House of G Tec Indus Avenue, Kallai Road, Calicut – 673002, Kerala
<b>Tel. No.:</b>	91-495-4088333 (60 lines)
<b>Country :</b>	India
<b>Financials (as on) :</b>	31.03.2017
<b>Date of Incorporation :</b>	24.02.2012
<b>Capital Investment / Paid-up Capital :</b>	INR 0.100 Million
<b>CIN No.:</b> [Company Identification No.]	U80903KL2012PTC030609
<b>PAN No.:</b> [Permanent Account No.]	AAECG8566E
<b>GSTN :</b> [Goods & Service Tax Registration No.]	32AAECG8566E1ZM
<b>Legal Form :</b>	Private Limited Liability Company
<b>Line of Business :</b>	<ul style="list-style-type: none"> <li>• Subject is engaged in the Business of Education. [Registered Activity]</li> <li>• Running and Managing Educational and Training Institutions of all Types and Category. (As per memorandum of association – Registry Activity)</li> </ul>
<b>No. of Employees :</b>	Information denied by the management

### RATING & COMMENTS

(Mira Inform has adopted New Rating mechanism w.e.f. 23<sup>rd</sup> January 2017)

**MIRA's Rating :**

A

**DISCLAIMER :** This Report is **PRIVATE & CONFIDENTIAL** and it is prepared at the request of and for its use by the Subscriber only. The Subscriber shall use the contents of the Report merely as an aid to its business. Mira Inform Private Limited ("MIPL") has collated information/data in the Report, which have not been verified unless otherwise specifically mentioned in the Report. The Subscriber shall independently verify the accuracy and correctness of the information/data before in any way acting upon the same. MIPL shall not be liable for any harm, injury, loss or damage caused to the Subscriber due to default by the Subscriber's debtors/beneficiaries in fulfilling their obligations of any nature whatsoever. This Report or any of its portion shall not be used as a documentary evidence or otherwise before any investigative agencies or forum of law. This Report is confidential and proprietary to MIPL. The Subscriber and/or any other person(s) may not reproduce, publish or disclose any of the contents of the Report to others without the express authorization of MIPL. This Report is prepared and issued to the Subscriber without any risk, responsibility or liability on the part of MIPL or its officials.

Credit Rating	Explanation	Rating Comments
A	Acceptable Risk	Business dealings permissible with moderate risk of default

<b>Maximum Credit Limit :</b>	USD 8800
<b>Status :</b>	Satisfactory
<b>Payment Behaviour :</b>	Slow but correct
<b>Litigation :</b>	Clear
<b>Comments :</b>	<p>Subject was incorporated in the year 2012 and it is engaged in providing education services.</p> <p>As per financials of March 2017, the company has registered a marginal growth in its revenue and has reported good profit margin.</p> <p>Rating takes into consideration the company's satisfactory net worth base along with average debt coverage indicators and moderate liquidity position.</p> <p>Further, the company has reported a healthy earnings per share of INR 18959.22 against its face value of INR 1000.</p> <p>Payment seems to be slow but correct.</p> <p>In view of aforesaid, the company can be considered for business operations at usual trade terms and conditions.</p>

**NOTES:**

Any query related to this report can be made on e-mail: [infodept@mirainform.com](mailto:infodept@mirainform.com) while quoting report number, name and date.

**ECGC Country Risk Classification List**

Country Name	Previous Rating (30.06.2018)	Current Rating (30.09.2018)
India	A1	A1

Risk Category	ECGC Classification
Insignificant	A1
Low Risk	A2
Moderately Low Risk	B1
Moderate Risk	B2
Moderately High Risk	C1
High Risk	C2
Very High Risk	D

**EXTERNAL AGENCY RATING**

**NOT AVAILABLE**

**RBI DEFAULTERS' LIST STATUS**

Subject's name is not enlisted as a defaulter in the publicly available RBI Defaulters' list.

**EPF (Employee Provident Fund) DEFAULTERS' LIST STATUS**

Subject's name is not enlisted as a defaulter in the publicly available EPF (Employee Provident Fund) Defaulters' list as of 31-03-2018.

**BIFR (Board for Industrial & Financial Reconstruction) LISTING STATUS**

Subject's name is not listed as a Sick Unit in the publicly available BIFR (Board for Industrial & Financial Reconstruction) list as of 21.12.2018

**IBBI (Insolvency and Bankruptcy Board of India) LISTING STATUS**

Subject's name is not listed in the publicly available IBBI (Insolvency and Bankruptcy Board of India) list as of report date.

**INFORMATION DENIED**

Management Non-Cooperative (91-495-4088333 / 2265888 / 2800770 / 8547432185)

91-9961233944 (number is continuously ringing)

**LOCATIONS**

<b>Registered Office :</b>	House of G Tec Indus Avenue, Kallai Road, Calicut – 673002, Kerala, India
<b>Tel. No.:</b>	91-495-4088333 (60 lines) / 2265888 / 2800770
<b>Fax No.:</b>	Not Available
<b>E-Mail :</b>	<a href="mailto:info@gteceducation.com">info@gteceducation.com</a> <a href="mailto:sivadas.fcs@gmail.com">sivadas.fcs@gmail.com</a>
<b>Website :</b>	<a href="http://www.gteceducation.com">http://www.gteceducation.com</a>

**DIRECTORS**

AS ON 31.03.2018

<b>Name :</b>	Mr. Mehroof Manalody		
<b>Designation :</b>	Managing Director		
<b>Address :</b>	Shakeela Manzil, Pokkunnu, Valayanadu, Kozhikode – 673007, Kerala, India		
<b>Date of Birth/Age :</b>	03.05.1972		
<b>Date of Appointment :</b>	24.02.2012		
<b>DIN No.:</b>	02713624		
<b>Other Directorship:</b>			
<b>CIN/FCRN</b>	<b>Company Name</b>	<b>Begin Date</b>	<b>End Date</b>
U72200TN2001PTC047549	GLOSOFT TECHNOLOGIES PRIVATE LIMITED	03/08/2001	-
U91110KL1931NPL001527	THE MALABAR CHAMBER OF COMMERCE	26/09/2014	-
U74300KL2012PTC030608	G-TEC E-MEDIA PRIVATE LIMITED	24/02/2012	-
U91900KL2015NPL039644	GREATER MALABAR INITIATIVE FOUNDATION	04/12/2015	-
U74999KL2017PTC050788	WELFIES SPORTS PRIVATE LIMITED	30/12/2017	-
U92100KL2018PTC051618	MAMZAR SPORTS INTERNATIONAL PRIVATE LIMITED	05/01/2018	-
<b>Name :</b>	Mr. Vaheeda Kizhakke Peerathil		
<b>Designation :</b>	Director		
<b>Address :</b>	Shakeela Manzil, Kinassery, Pokkunnu P O, Mankavu, Kozhikode – 673007, Kerala, India		
<b>Date of Birth/Age :</b>	31.05.1976		
<b>Date of Appointment :</b>	24.02.2012		
<b>DIN No.:</b>	03164880		
<b>Other Directorship:</b>			

**DISCLAIMER :** This Report is **PRIVATE & CONFIDENTIAL** and it is prepared at the request of and for its use by the Subscriber only. The Subscriber shall use the contents of the Report merely as an aid to its business. Mira Inform Private Limited ("MIPL") has collated information/data in the Report, which have not been verified unless otherwise specifically mentioned in the Report. The Subscriber shall independently verify the accuracy and correctness of the information/data before in any way acting upon the same. MIPL shall not be liable for any harm, injury, loss or damage caused to the Subscriber due to default by the Subscriber's debtors/beneficiaries in fulfilling their obligations of any nature whatsoever. This Report or any of its portion shall not be used as a documentary evidence or otherwise before any investigative agencies or forum of law. This Report is confidential and proprietary to MIPL. The Subscriber and/or any other person(s) may not reproduce, publish or disclose any of the contents of the Report to others without the express authorization of MIPL. This Report is prepared and issued to the Subscriber without any risk, responsibility or liability on the part of MIPL or its officials.

CIN/FCRN	Company Name	Begin Date	End Date
U72200TN2001PTC047549	GLOSOFT TECHNOLOGIES PRIVATE LIMITED	01/07/2010	-
U74300KL2012PTC030608	G-TEC E-MEDIA PRIVATE LIMITED	24/02/2012	-

**MAJOR SHAREHOLDERS**

**AS ON 31.03.2017**

Names of Shareholders	No. of Shares	% age
Mehroof Manalody	50	50.00
Vaheeda Kizhakke Peerathil	50	50.00
<b>Total</b>	<b>100</b>	<b>100.00</b>

**Share holding pattern**

■ Mehroof Manalody ■ Vaheeda Kizhakke Peerathil



**Equity Share Break up (Percentage of Total Equity)**

AS ON 29.09.2017

Category	Percentage
Promoters [Individual/Hindu Undivided Family (Indian)]	100.00
<b>Total</b>	<b>100.00</b>

**BUSINESS DETAILS**

<b>Line of Business :</b>	<ul style="list-style-type: none"> <li>Subject is engaged in the Business of Education. [Registered Activity]</li> <li>Running and Managing Educational and Training Institutions of all Types and Category. (As per memorandum of association – Registry Activity)</li> </ul>	
<b>Products / Services :</b>	<b>Name and Description of main products / services</b>	<b>NIC Code</b>
	Education	809
<b>Brand Names :</b>	Not Available	
<b>Agencies Held :</b>	Not Available	
<b>Exports :</b>	Not Divulged	
<b>Imports :</b>	Not Divulged	
<b>Terms :</b>	Not Divulged	

**PRODUCTION STATUS – (NOT AVAILABLE)**

**GENERAL INFORMATION**

<b>Suppliers :</b>	<b>Reference :</b>	Not Divulged
	<b>Name of the Person :</b>	--
	<b>Contact No.:</b>	--
	<b>Since How Long Known :</b>	--
	<b>Maximum Limit Dealt :</b>	--
	<b>Experience :</b>	--
	<b>Remark :</b>	--
<b>Customers :</b>	<b>Reference :</b>	Not Divulged

**DISCLAIMER :** This Report is **PRIVATE & CONFIDENTIAL** and it is prepared at the request of and for its use by the Subscriber only. The Subscriber shall use the contents of the Report merely as an aid to its business. Mira Inform Private Limited ("MIPL") has collated information/data in the Report, which have not been verified unless otherwise specifically mentioned in the Report. The Subscriber shall independently verify the accuracy and correctness of the information/data before in any way acting upon the same. MIPL shall not be liable for any harm, injury, loss or damage caused to the Subscriber due to default by the Subscriber's debtors/beneficiaries in fulfilling their obligations of any nature whatsoever. This Report or any of its portion shall not be used as a documentary evidence or otherwise before any investigative agencies or forum of law. This Report is confidential and proprietary to MIPL. The Subscriber and/or any other person(s) may not reproduce, publish or disclose any of the contents of the Report to others without the express authorization of MIPL. This Report is prepared and issued to the Subscriber without any risk, responsibility or liability on the part of MIPL or its officials.

	<b>Name of the Person :</b>	--
	<b>Contact No.:</b>	--
	<b>Since How Long Known :</b>	--
	<b>Maximum Limit Dealt :</b>	--
	<b>Experience :</b>	--
	<b>Remark :</b>	--
<b>No. of Employees :</b>	Information denied by the management	
<b>Bankers :</b>	<b>Banker Name :</b>	Not Divulged
	<b>Branch :</b>	--
	<b>Person Name (With Designation) :</b>	--
	<b>Contact Number :</b>	--
	<b>Name of Account Holder :</b>	--
	<b>Account Number :</b>	--
	<b>Account Since (Date/Year of Account Opening) :</b>	--
	<b>Average Balance Maintained :</b>	--
	<b>Credit Facilities Enjoyed (CC/OD/Term Loan) :</b>	--
	<b>Account Operation :</b>	--
	<b>Remark :</b>	--
<b>Facilities :</b>	<b>SECURED LOANS</b>	<b>31.03.2017 INR In Million</b>
	<b>SHORT TERM BORROWINGS</b>	<b>31.03.2016 INR In Million</b>
	<b>Loans repayable on demand</b>	
	From bank	5.078
	<b>Total</b>	<b>5.078</b>
		<b>4.862</b>

<b>Auditors :</b>	
<b>Name :</b>	P. A Hameed and Associates Chartered Accountants
<b>Address :</b>	6/1201, 1 <sup>st</sup> Floor, Aysha Building, Opposite Gandhi Park, Cherooty Road, Calicut – 673032, Kerala, India
<b>PAN No.:</b>	AFJPP4943H
<b>Memberships No :</b>	023545
<b>Memberships :</b>	Not Available
<b>Collaborators :</b>	Not Available
<b>Associates/Subsidiaries :</b>	Not Available

**DISCLAIMER :** This Report is **PRIVATE & CONFIDENTIAL** and it is prepared at the request of and for its use by the Subscriber only. The Subscriber shall use the contents of the Report merely as an aid to its business. Mira Inform Private Limited ("MIPL") has collated information/data in the Report, which have not been verified unless otherwise specifically mentioned in the Report. The Subscriber shall independently verify the accuracy and correctness of the information/data before in any way acting upon the same. MIPL shall not be liable for any harm, injury, loss or damage caused to the Subscriber due to default by the Subscriber's debtors/beneficiaries in fulfilling their obligations of any nature whatsoever. This Report or any of its portion shall not be used as a documentary evidence or otherwise before any investigative agencies or forum of law. This Report is confidential and proprietary to MIPL. The Subscriber and/or any other person(s) may not reproduce, publish or disclose any of the contents of the Report to others without the express authorization of MIPL. This Report is prepared and issued to the Subscriber without any risk, responsibility or liability on the part of MIPL or its officials.

**CAPITAL STRUCTURE**

AS ON 29.09.2017

**Authorised Capital :**

No. of Shares	Type	Value	Amount
100	Equity Shares	INR 1000/- each	INR 0.100 Million

**Issued, Subscribed & Paid-up Capital :**

No. of Shares	Type	Value	Amount
100	Equity Shares	INR 1000/- each	INR 0.100 Million

**FINANCIAL DATA**  
*[all figures are in INR Million]*

**ABRIDGED BALANCE SHEET**

SOURCES OF FUNDS	31.03.2017	31.03.2016	31.03.2015
<b>I. EQUITY AND LIABILITIES</b>			
(1) Shareholders' Funds			
(a) Share Capital	0.100	0.100	0.100
(b) Reserves & Surplus	3.002	1.106	0.867
(c) Money received against share warrants	0.000	0.000	0.000
(2) Share Application money pending allotment	0.000	0.000	0.000
<b>Total Shareholders' Funds (1) + (2)</b>	<b>3.102</b>	<b>1.206</b>	<b>0.967</b>
(3) Non-Current Liabilities			
(a) long-term borrowings	0.000	0.000	0.000
(b) Deferred tax liabilities (Net)	0.000	0.000	0.000
(c) Other long term liabilities	2.090	2.090	2.090
(d) long-term provisions	0.000	0.000	0.000
<b>Total Non-current Liabilities (3)</b>	<b>2.090</b>	<b>2.090</b>	<b>2.090</b>
(4) Current Liabilities			
(a) Short term borrowings	5.078	4.862	4.955
(b) Trade payables	1.665	1.179	1.215
(c) Other current liabilities	15.088	18.722	25.353
(d) Short-term provisions	0.693	1.243	3.129
<b>Total Current Liabilities (4)</b>	<b>22.524</b>	<b>26.006</b>	<b>34.652</b>
<b>TOTAL</b>	<b>27.716</b>	<b>29.302</b>	<b>37.709</b>
<b>II. ASSETS</b>			
(1) Non-current assets			
(a) Fixed Assets			
(i) Tangible assets	0.223	0.292	0.405
(ii) Intangible Assets	0.000	0.000	0.000
(iii) Capital work-in-progress	0.000	0.000	0.000
(iv) Intangible assets under development	0.000	0.000	0.000
(b) Non-current Investments	2.200	1.000	0.000
(c) Deferred tax assets (net)	0.016	0.012	0.000
(d) Long-term Loan and Advances	0.000	0.000	0.000
(e) Other Non-current assets	0.000	0.000	0.000
<b>Total Non-Current Assets</b>	<b>2.439</b>	<b>1.304</b>	<b>0.405</b>
(2) Current assets			

**DISCLAIMER** : This Report is **PRIVATE & CONFIDENTIAL** and it is prepared at the request of and for its use by the Subscriber only. The Subscriber shall use the contents of the Report merely as an aid to its business. Mira Inform Private Limited ("MIPL") has collated information/data in the Report, which have not been verified unless otherwise specifically mentioned in the Report. The Subscriber shall independently verify the accuracy and correctness of the information/data before in any way acting upon the same. MIPL shall not be liable for any harm, injury, loss or damage caused to the Subscriber due to default by the Subscriber's debtors/beneficiaries in fulfilling their obligations of any nature whatsoever. This Report or any of its portion shall not be used as a documentary evidence or otherwise before any investigative agencies or forum of law. This Report is confidential and proprietary to MIPL. The Subscriber and/or any other person(s) may not reproduce, publish or disclose any of the contents of the Report to others without the express authorization of MIPL. This Report is prepared and issued to the Subscriber without any risk, responsibility or liability on the part of MIPL or its officials.

(a) Current investments	0.000	0.000	0.000
(b) Inventories	0.254	0.259	0.278
(c) Trade receivables	2.457	6.908	5.244
(d) Cash and cash equivalents	0.325	0.373	0.632
(e) Short-term loans and advances	21.752	19.971	30.177
(f) Other current assets	0.489	0.487	0.973
<b>Total Current Assets</b>	<b>25.277</b>	<b>27.998</b>	<b>37.304</b>
<b>TOTAL</b>	<b>27.716</b>	<b>29.302</b>	<b>37.709</b>

**PROFIT & LOSS ACCOUNT**

	PARTICULARS	31.03.2017	31.03.2016	31.03.2015
	<b>SALES</b>			
	Income	16.297	15.930	44.491
	Other Income	3.078	0.218	0.266
	<b>TOTAL</b>	<b>19.375</b>	<b>16.148</b>	<b>44.757</b>
<b>Less</b>	<b>EXPENSES</b>			
	Purchases of Stock-in-Trade	0.008	0.030	0.147
	Direct Expense	9.559	11.215	38.080
	Changes in inventories of finished goods, work-in-progress and Stock-in-Trade	0.006	0.019	(0.034)
	Employees benefits expense	0.300	0.150	1.685
	Other expenses	5.759	3.594	3.479
	Exceptional item	0.000	0.000	0.002
	<b>TOTAL</b>	<b>15.632</b>	<b>15.008</b>	<b>43.359</b>
	<b>PROFIT/ (LOSS) BEFORE INTEREST, TAX, DEPRECIATION AND AMORTISATION</b>	<b>3.743</b>	<b>1.140</b>	<b>1.398</b>
<b>Less</b>	<b>FINANCIAL EXPENSES</b>	<b>0.765</b>	<b>0.508</b>	<b>0.259</b>
	<b>PROFIT / (LOSS) BEFORE TAX, DEPRECIATION AND AMORTISATION</b>	<b>2.978</b>	<b>0.632</b>	<b>1.139</b>
<b>Less/ Add</b>	<b>DEPRECIATION/ AMORTISATION</b>	<b>0.069</b>	<b>0.113</b>	<b>0.095</b>
	<b>PROFIT/ (LOSS) BEFORE TAX</b>	<b>2.909</b>	<b>0.519</b>	<b>1.044</b>
<b>Less</b>	<b>TAX</b>	<b>1.013</b>	<b>0.281</b>	<b>0.364</b>
	<b>PROFIT/ (LOSS) AFTER TAX</b>	<b>1.896</b>	<b>0.238</b>	<b>0.680</b>

**DISCLAIMER** : This Report is **PRIVATE & CONFIDENTIAL** and it is prepared at the request of and for its use by the Subscriber only. The Subscriber shall use the contents of the Report merely as an aid to its business. Mira Inform Private Limited ("MIPL") has collated information/data in the Report, which have not been verified unless otherwise specifically mentioned in the Report. The Subscriber shall independently verify the accuracy and correctness of the information/data before in any way acting upon the same. MIPL shall not be liable for any harm, injury, loss or damage caused to the Subscriber due to default by the Subscriber's debtors/beneficiaries in fulfilling their obligations of any nature whatsoever. This Report or any of its portion shall not be used as a documentary evidence or otherwise before any investigative agencies or forum of law. This Report is confidential and proprietary to MIPL. The Subscriber and/or any other person(s) may not reproduce, publish or disclose any of the contents of the Report to others without the express authorization of MIPL. This Report is prepared and issued to the Subscriber without any risk, responsibility or liability on the part of MIPL or its officials.

	<b>Earnings / (Loss) Per Share (INR)</b>	<b>18959.22</b>	<b>2385.18</b>	<b>6804.60</b>

**CURRENT MATURITIES OF LONG TERM DEBT DETAILS**

Particulars	31.03.2017	31.03.2016	31.03.2015
Current Maturities of Long term debt	NA	NA	NA
Cash generated from operations	NA	NA	NA
Net cash flow from (used in) operations	NA	NA	NA

**KEY RATIOS**

**EFFICIENCY RATIOS**

PARTICULARS	31.03.2017	31.03.2016	31.03.2015
Average Collection Days (Sundry Debtors / Income * 365 Days)	55.03	158.28	43.02
Account Receivables Turnover (Income / Sundry Debtors)	6.63	2.31	8.48
Average Payment Days (Sundry Creditors / Purchases * 365 Days)	75965.63	14344.50	3016.84
Inventory Turnover (Operating Income / Inventories)	14.74	4.40	5.03
Asset Turnover (Operating Income / Net Fixed Assets)	16.78	3.90	3.45

**LEVERAGE RATIOS**

PARTICULARS	31.03.2017	31.03.2016	31.03.2015
Debt Ratio ((Borrowing + Current Liabilities) / Total Assets)	0.81	0.89	0.92
Debt Equity Ratio (Total Liability / Networth)	1.64	4.03	5.12
Current Liabilities to Networth (Current Liabilities / Net Worth)	7.26	21.56	35.83
Fixed Assets to Networth	0.07	0.24	0.42

**DISCLAIMER** : This Report is **PRIVATE & CONFIDENTIAL** and it is prepared at the request of and for its use by the Subscriber only. The Subscriber shall use the contents of the Report merely as an aid to its business. Mira Inform Private Limited ("MIPL") has collated information/data in the Report, which have not been verified unless otherwise specifically mentioned in the Report. The Subscriber shall independently verify the accuracy and correctness of the information/data before in any way acting upon the same. MIPL shall not be liable for any harm, injury, loss or damage caused to the Subscriber due to default by the Subscriber's debtors/beneficiaries in fulfilling their obligations of any nature whatsoever. This Report or any of its portion shall not be used as a documentary evidence or otherwise before any investigative agencies or forum of law. This Report is confidential and proprietary to MIPL. The Subscriber and/or any other person(s) may not reproduce, publish or disclose any of the contents of the Report to others without the express authorization of MIPL. This Report is prepared and issued to the Subscriber without any risk, responsibility or liability on the part of MIPL or its officials.

(Net Fixed Assets / Networth)			
Interest Coverage Ratio (PBIT / Financial Charges)	4.89	2.24	5.40

**PROFITABILITY RATIOS**

PARTICULARS		31.03.2017	31.03.2016	31.03.2015
PAT to Sales (PAT / Sales) * 100	%	11.63	1.49	1.53
Return on Total Assets (PAT / Total Assets) * 100	%	6.84	0.81	1.80
Return on Investment (ROI) (PAT / Networth) * 100	%	61.12	19.73	70.32

**SOLVENCY RATIOS**

PARTICULARS	31.03.2017	31.03.2016	31.03.2015
Current Ratio (Current Assets / Current Liabilities)	1.12	1.08	1.08
Quick Ratio (Current Assets – Inventories) / Current Liabilities)	1.11	1.07	1.07
G-Score Ratio Financial (Networth / Total Assets)	0.11	0.04	0.03
G-Score Ratio Debt (Debts / Equity Capital)	50.78	48.62	49.55
G-Score Ratio Liquidity (Total Current Assets / Total Current Liabilities)	1.12	1.08	1.08

Total Liability = Short-term Debt + Long-term Debt + Current Maturities of Long-term debts

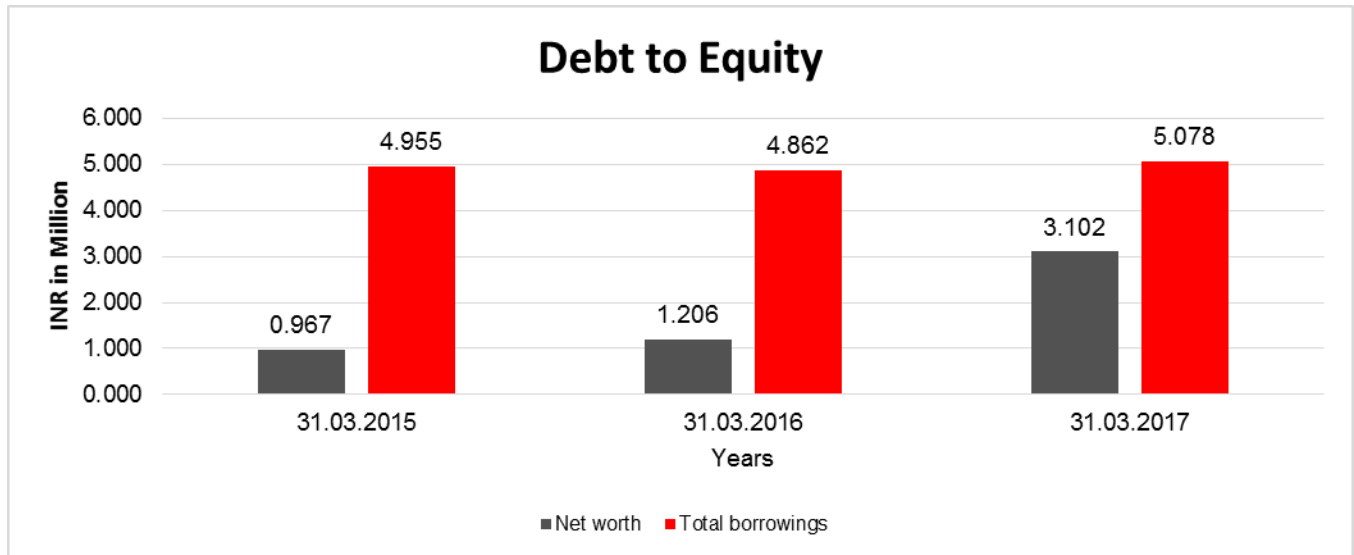
**FINANCIAL ANALYSIS**  
**[all figures are in INR Million]**

**DEBT EQUITY RATIO**

Particular	31.03.2015	31.03.2016	31.03.2017
	INR In Million	INR In Million	INR In Million
Share Capital	0.100	0.100	0.100
Reserves & Surplus	0.867	1.106	3.002
Share Application money pending allotment	0.000	0.000	0.000
<b>Net worth</b>	<b>0.967</b>	<b>1.206</b>	<b>3.102</b>

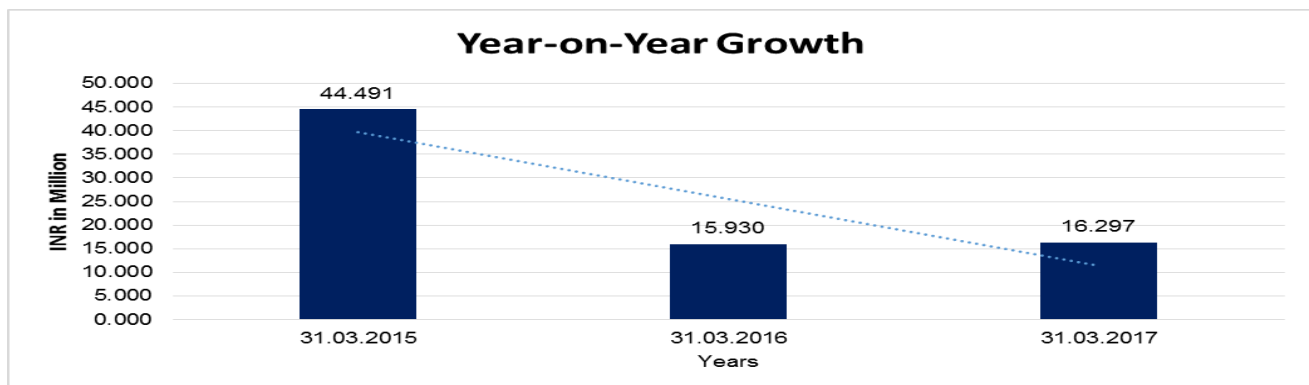
**DISCLAIMER** : This Report is **PRIVATE & CONFIDENTIAL** and it is prepared at the request of and for its use by the Subscriber only. The Subscriber shall use the contents of the Report merely as an aid to its business. Mira Inform Private Limited ("MIPL") has collated information/data in the Report, which have not been verified unless otherwise specifically mentioned in the Report. The Subscriber shall independently verify the accuracy and correctness of the information/data before in any way acting upon the same. MIPL shall not be liable for any harm, injury, loss or damage caused to the Subscriber due to default by the Subscriber's debtors/beneficiaries in fulfilling their obligations of any nature whatsoever. This Report or any of its portion shall not be used as a documentary evidence or otherwise before any investigative agencies or forum of law. This Report is confidential and proprietary to MIPL. The Subscriber and/or any other person(s) may not reproduce, publish or disclose any of the contents of the Report to others without the express authorization of MIPL. This Report is prepared and issued to the Subscriber without any risk, responsibility or liability on the part of MIPL or its officials.

Long Term borrowings	0.000	0.000	0.000
Short Term borrowings	4.955	4.862	5.078
<b>Total borrowings</b>	<b>4.955</b>	<b>4.862</b>	<b>5.078</b>
<b>Debt/Equity ratio</b>	<b>5.124</b>	<b>4.032</b>	<b>1.637</b>



#### YEAR-ON-YEAR GROWTH

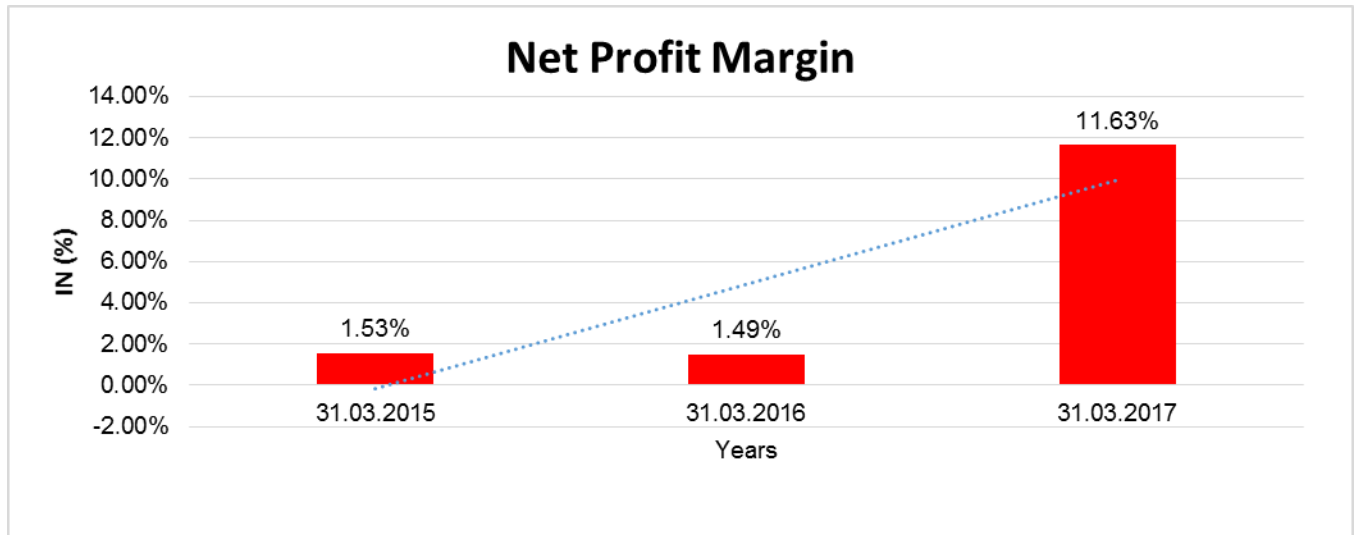
Year on Year Growth	31.03.2015	31.03.2016	31.03.2017
	INR In Million	INR In Million	INR In Million
Sales	44.491	15.930	16.297
		<b>-64.195</b>	<b>2.304</b>



#### NET PROFIT MARGIN

**DISCLAIMER** : This Report is **PRIVATE & CONFIDENTIAL** and it is prepared at the request of and for its use by the Subscriber only. The Subscriber shall use the contents of the Report merely as an aid to its business. Mira Inform Private Limited ("MIPL") has collated information/data in the Report, which have not been verified unless otherwise specifically mentioned in the Report. The Subscriber shall independently verify the accuracy and correctness of the information/data before in any way acting upon the same. MIPL shall not be liable for any harm, injury, loss or damage caused to the Subscriber due to default by the Subscriber's debtors/beneficiaries in fulfilling their obligations of any nature whatsoever. This Report or any of its portion shall not be used as a documentary evidence or otherwise before any investigative agencies or forum of law. This Report is confidential and proprietary to MIPL. The Subscriber and/or any other person(s) may not reproduce, publish or disclose any of the contents of the Report to others without the express authorization of MIPL. This Report is prepared and issued to the Subscriber without any risk, responsibility or liability on the part of MIPL or its officials.

Net Profit Margin	31.03.2015	31.03.2016	31.03.2017
	INR In Million	INR In Million	INR In Million
Sales	44.491	15.930	16.297
Profit/(Loss)	0.680	0.238	1.896
	<b>1.53%</b>	<b>1.49%</b>	<b>11.63%</b>



**DISCLAIMER** : This Report is **PRIVATE & CONFIDENTIAL** and it is prepared at the request of and for its use by the Subscriber only. The Subscriber shall use the contents of the Report merely as an aid to its business. Mira Inform Private Limited ("MIPL") has collated information/data in the Report, which have not been verified unless otherwise specifically mentioned in the Report. The Subscriber shall independently verify the accuracy and correctness of the information/data before in any way acting upon the same. MIPL shall not be liable for any harm, injury, loss or damage caused to the Subscriber due to default by the Subscriber's debtors/beneficiaries in fulfilling their obligations of any nature whatsoever. This Report or any of its portion shall not be used as a documentary evidence or otherwise before any investigative agencies or forum of law. This Report is confidential and proprietary to MIPL. The Subscriber and/or any other person(s) may not reproduce, publish or disclose any of the contents of the Report to others without the express authorization of MIPL. This Report is prepared and issued to the Subscriber without any risk, responsibility or liability on the part of MIPL or its officials.

**LOCAL AGENCY FURTHER INFORMATION**

Sr. No.	Check list by info agents	Available in Report (Yes/No)
1	Year of establishment	Yes
2	Constitution of the entity -Incorporation details	Yes
3	Locality of the entity	Yes
4	Premises details	No
5	Buyer visit details	--
6	Contact numbers	Yes
7	Name of the person contacted	No
8	Designation of contact person	No
9	Promoter's background	Yes
10	Date of Birth of Proprietor / Partners / Directors	Yes
11	Pan Card No. of Proprietor / Partners	No
12	Voter Id Card No. of Proprietor / Partners	No
13	Type of business	Yes
14	Line of Business	Yes
15	Export/import details (if applicable)	No
16	No. of employees	No
17	Details of sister concerns	No
18	Major suppliers	No
19	Major customers	No
20	Banking Details	Yes
21	Banking facility details	Yes
22	Conduct of the banking account	--
23	Financials, if provided	Yes
24	Capital in the business	Yes
25	Last accounts filed at ROC, if applicable	Yes
26	Turnover of firm for last three years	Yes
27	Reasons for variation <> 20%	--
28	Estimation for coming financial year	No
29	Profitability for last three years	Yes
30	Major shareholders, if available	Yes
31	External Agency Rating, if available	No
32	Litigations that the firm/promoter involved in	--
33	Market information	--
34	Payments terms	No
35	Negative Reporting by Auditors in the Annual Report	No

**PERFORMANCE REVIEW**

During the period, the management focus has been on expansion, with priority given to strengthening of infrastructure and re-engineering of business processes to enable the Company to face the challenges arising from changes in the regulatory environment, increased competition etc. they believe in steady growth attainable through good corporate governance. Upholding their investors interests, their activities are never diverted to high risk areas and adequate liquidity is being maintained at all times

**INDEX OF CHARGES:**

S N O	SRN	CHAR GE ID	CHARGE HOLDER NAME	DATE OF CREAT ION	DATE OF MODIFI CATIO N	DATE OF SATISF ACTIO N	AMOUNT	ADDRESS
1	C50339 035	10562 085	PUNJAB NATIONAL BANK	24/03/2 015	-	-	5000000.0	K.P.KESHAVA MENON ROAD KOZHIKODEKOZHIK ODE 673001 KERALA INDIA

**FIXED ASSETS:**

- Plant and Machinery
- Furniture and Fixture
- Office Equipment
- Computer
- Vehicles

**CMT REPORT (Corruption, Money Laundering & Terrorism]**

The Public Notice information has been collected from various sources including but not limited to: **The Courts, India Prisons Service, Interpol, etc.**

**1] INFORMATION ON DESIGNATED PARTY**

No exist designating subject or any of its beneficial owners, controlling shareholders or senior officers as terrorist or terrorist organization or whom notice had been received that all financial transactions involving their assets have been blocked or convicted, found guilty or against whom a judgement or order had been entered in a proceedings for violating money-laundering, anti-corruption or bribery or international economic or anti-terrorism sanction laws or whose assets were seized, blocked, frozen or ordered forfeited for violation of money laundering or international anti-terrorism laws.

**2] Court Declaration :**

No records exist to suggest that subject is or was the subject of any formal or informal allegations, prosecutions or other official proceeding for making any prohibited payments or other improper payments to government officials for engaging in prohibited transactions or with designated parties.

**3] Asset Declaration :**

No records exist to suggest that the property or assets of the subject are derived from criminal conduct or a prohibited transaction.

**4] Record on Financial Crime :**

Charges or conviction registered against subject: **None**

**5] Records on Violation of Anti-Corruption Laws :**

Charges or investigation registered against subject: **None**

**6] Records on Int'l Anti-Money Laundering Laws/Standards :**

Charges or investigation registered against subject: **None**

**7] Criminal Records**

No available information exist that suggest that subject or any of its principals have been formally charged or convicted by a competent governmental authority for any financial crime or under any formal investigation by a competent government authority for any violation of anti-corruption laws or international anti-money laundering laws or standard.

**8] Affiliation with Government :**

No record exists to suggest that any director or indirect owners, controlling shareholders, director, officer or employee of the company is a government official or a family member or close business associate of a Government official.

**9] Compensation Package :**

Our market survey revealed that the amount of compensation sought by the subject is fair and reasonable and comparable to compensation paid to others for similar services.

**10] Press Report :**

No press reports / filings exists on the subject.

**CORPORATE GOVERNANCE**

MIRA INFORM as part of its Due Diligence do provide comments on Corporate Governance to identify management and governance. These factors often have been predictive and in some cases have created vulnerabilities to credit deterioration.

Our Governance Assessment focuses principally on the interactions between a company's management, its Board of Directors, Shareholders and other financial stakeholders.

**CONTRAVENTION**

Subject is not known to have contravened any existing local laws, regulations or policies that prohibit, restrict or otherwise affect the terms and conditions that could be included in the agreement with the subject.

**FOREIGN EXCHANGE RATES**

Currency	Unit	INR
US Dollar	1	INR 69.88
UK Pound	1	INR 88.38
Euro	1	INR 79.98

**INFORMATION DETAILS**

Information Gathered by :	SUP
Analysis Done by :	VIV
Report Prepared by :	RNA

**SCORE FACTORS**

DEMERIT POINTS		
--BANK CHARGES	YES/NO	YES
--LITIGATION	YES/NO	NO
--OTHER ADVERSE INFORMATION	YES/NO	NO
MERIT POINTS		
--SOLE DISTRIBUTORSHIP	YES/NO	NO
--EXPORT ACTIVITIES	YES/NO	NO
--AFFILIATION	YES/NO	NO
--LISTED	YES/NO	NO
--OTHER MERIT FACTORS	YES/NO	YES

**RATING EXPLANATIONS**

Credit Rating	Explanation	Rating Comments
A++	Minimum Risk	Business dealings permissible with minimum risk of default
A+	Low Risk	Business dealings permissible with low risk of default
A	Acceptable Risk	Business dealings permissible with moderate risk of default
B	Medium Risk	Business dealings permissible on a regular monitoring basis
C	Medium High Risk	Business dealings permissible preferably on secured basis
D	High Risk	Business dealing not recommended or on secured terms only
NB	New Business	No recommendation can be done due to business in infancy stage
NT	No Trace	No recommendation can be done as the business is not traceable

NB is stated where there is insufficient information to facilitate rating. However, it is not to be considered as unfavourable.

This score serves as a reference to assess SC's credit risk and to set the amount of credit to be extended. It is calculated from a composite of weighted scores obtained from each of the major sections of this report. The assessed factors are as follows:

- Financial condition covering various ratios
- Company background and operations size
- Promoters / Management background
- Payment record
- Litigation against the subject
- Industry scenario / competitor analysis
- Supplier / Customer / Banker review (wherever available)

**DISCLAIMER** : This Report is **PRIVATE & CONFIDENTIAL** and it is prepared at the request of and for its use by the Subscriber only. The Subscriber shall use the contents of the Report merely as an aid to its business. Mira Inform Private Limited ("MIPL") has collated information/data in the Report, which have not been verified unless otherwise specifically mentioned in the Report. The Subscriber shall independently verify the accuracy and correctness of the information/data before in any way acting upon the same. MIPL shall not be liable for any harm, injury, loss or damage caused to the Subscriber due to default by the Subscriber's debtors/beneficiaries in fulfilling their obligations of any nature whatsoever. This Report or any of its portion shall not be used as a documentary evidence or otherwise before any investigative agencies or forum of law. This Report is confidential and proprietary to MIPL. The Subscriber and/or any other person(s) may not reproduce, publish or disclose any of the contents of the Report to others without the express authorization of MIPL. This Report is prepared and issued to the Subscriber without any risk, responsibility or liability on the part of MIPL or its officials.