

## MIRA INFORM REPORT

<b>Report No. :</b>	546191
<b>Report Date :</b>	22.12.2018

### IDENTIFICATION DETAILS

<b>Name :</b>	ITE EVENTS LIMITED
<b>Formerly Known As :</b>	<ul style="list-style-type: none"> <li>• ASCENTIAL EVENTS LIMITED</li> <li>• I2I EVENTS LIMITED</li> <li>• I2I EVENTS GROUP (TRG) LIMITED</li> <li>• DE FACTO 1942 LIMITED</li> </ul>
<b>Registered Office :</b>	2 Kingdom Street, London, England, W2 6jg
<b>Country :</b>	United Kingdom
<b>Financials (as on) :</b>	31.12.2017
<b>Date of Incorporation :</b>	26.01.2012
<b>Com. Reg. No.:</b>	07925964
<b>Legal Form :</b>	Private limited with Share Capital
<b>Line of Business :</b>	<ul style="list-style-type: none"> <li>• Activities of exhibition and fair organisers</li> <li>• Owns and manages a portfolio of world-renowned trade events and exhibitions.</li> </ul>
<b>No. of Employees :</b>	269 [2017]

### RATING & COMMENTS

(Mira Inform has adopted New Rating mechanism w.e.f. 23<sup>rd</sup> January 2017)

<b>MIRA's Rating :</b>	B
------------------------	---

Credit Rating	Explanation	Rating Comments
B	Medium Risk	Business dealings permissible on a regular monitoring basis

<b>Status :</b>	Moderate
-----------------	----------

**DISCLAIMER :** This Report is **PRIVATE & CONFIDENTIAL** and it is prepared at the request of and for its use by the Subscriber only. The Subscriber shall use the contents of the Report merely as an aid to its business. Mira Inform Private Limited ("MIPL") has collated information/data in the Report, which have not been verified unless otherwise specifically mentioned in the Report. The Subscriber shall independently verify the accuracy and correctness of the information/data before in any way acting upon the same. MIPL shall not be liable for any harm, injury, loss or damage caused to the Subscriber due to default by the Subscriber's debtors/beneficiaries in fulfilling their obligations of any nature whatsoever. This Report or any of its portion shall not be used as a documentary evidence or otherwise before any investigative agencies or forum of law. This Report is confidential and proprietary to MIPL. The Subscriber and/or any other person(s) may not reproduce, publish or disclose any of the contents of the Report to others without the express authorization of MIPL. This Report is prepared and issued to the Subscriber without any risk, responsibility or liability on the part of MIPL or its officials.

<b>Payment Behaviour :</b>	Slow but Correct
<b>Litigation :</b>	Clear

**NOTES :**

Any query related to this report can be made on e-mail : [infodept@mirainform.com](mailto:infodept@mirainform.com) while quoting report number, name and date.

**ECGC Country Risk Classification List**

<b>Country Name</b>	<b>Previous Rating (30.06.2018)</b>	<b>Current Rating (30.09.2018)</b>
United Kingdom	A1	A1

<b>Risk Category</b>	<b>ECGC Classification</b>
Insignificant	A1
Low Risk	A2
Moderately Low Risk	B1
Moderate Risk	B2
Moderately High Risk	C1
High Risk	C2
Very High Risk	D

**UNITED KINGDOM - ECONOMIC OVERVIEW**

The UK, a leading trading power and financial center, is the third largest economy in Europe after Germany and France. Agriculture is intensive, highly mechanized, and efficient by European standards, producing about 60% of food needs with less than 2% of the labor force. The UK has large coal, natural gas, and oil resources, but its oil and natural gas reserves are declining; the UK has been a net importer of energy since 2005. Services, particularly banking, insurance, and business services, are key drivers of British GDP growth. Manufacturing, meanwhile, has declined in importance but still accounts for about 10% of economic output.

In 2008, the global financial crisis hit the economy particularly hard, due to the importance of its financial sector. Falling home prices, high consumer debt, and the global economic slowdown compounded the UK's economic problems, pushing the economy into recession in the latter half of 2008 and prompting the then BROWN (Labour) government to implement a number of measures to stimulate the economy and stabilize the financial markets. Facing burgeoning public deficits and debt levels, in 2010 the then CAMERON-led coalition government (between Conservatives and Liberal Democrats) initiated an austerity program, which has continued under the Conservative government. However, the deficit still remains one of the highest in the G7, standing at 3.6% of GDP as of 2017, and the UK has pledged to lower its corporation tax from 20% to 17% by 2020. The UK had a debt burden of 90.4% GDP at the end of 2017.

The UK economy has begun to slow since the referendum vote to leave the EU in June 2016. A sustained depreciation of the British pound has increased consumer and producer prices, weighing on consumer spending without spurring a meaningful increase in exports. The UK has an extensive trade relationship with other EU members through its single market membership, and economic observers have warned the exit will jeopardize its position as the central location for European financial services. Prime Minister MAY is seeking a new "deep and special" trade relationship with the EU following the UK's exit. However, economists doubt that the UK will be able to preserve the benefits of EU membership without the obligations. The UK is expected to officially leave the EU by the end of March 2019.

Source : CIA

## **COMPANY NAME AND ADDRESS**

Company Name: ITE EVENTS LIMITED  
Company No: 07925964  
Company Status: Active - Accounts Filed  
Status: Active  
Registered Address: 2 KINGDOM STREET LONDON ENGLAND W2 6JG

## **COMPANY NAME**

ITE EVENTS LIMITED

## **COMPANY NUMBER**

07925964

## **COMPANY SUMMARY**

Registered Address	2 KINGDOM STREET LONDON ENGLAND W2 6JG
Trading Address	2 Kingdom Street LONDON W2 6JG
Website Address	<a href="http://www.ascential.com">http://www.ascential.com</a>
Telephone Number	02030332000
Fax Number	
TPS	No
FPS	Yes
Incorporation Date	26/01/2012
Previous Name	ASCENTIAL EVENTS LIMITED
Type	Private limited with Share Capital
FTSE Index	-
Date of Change	17/07/2018
Filing Date of Accounts	11/06/2018
Currency	GBP
Share Capital	£25
SIC07	82301
Charity Number	-
SIC07 Description	ACTIVITIES OF EXHIBITION AND FAIR ORGANISERS

**DISCLAIMER** : This Report is **PRIVATE & CONFIDENTIAL** and it is prepared at the request of and for its use by the Subscriber only. The Subscriber shall use the contents of the Report merely as an aid to its business. Mira Inform Private Limited ("MIPL") has collated information/data in the Report, which have not been verified unless otherwise specifically mentioned in the Report. The Subscriber shall independently verify the accuracy and correctness of the information/data before in any way acting upon the same. MIPL shall not be liable for any harm, injury, loss or damage caused to the Subscriber due to default by the Subscriber's debtors/beneficiaries in fulfilling their obligations of any nature whatsoever. This Report or any of its portion shall not be used as a documentary evidence or otherwise before any investigative agencies or forum of law. This Report is confidential and proprietary to MIPL. The Subscriber and/or any other person(s) may not reproduce, publish or disclose any of the contents of the Report to others without the express authorization of MIPL. This Report is prepared and issued to the Subscriber without any risk, responsibility or liability on the part of MIPL or its officials.

Principal Activity Owns and manages a portfolio of world-renowned trade events and exhibitions.

## **ADDITIONAL INFORMATION**

CCJ's 0 (£0)  
No CCJ Information To Display  
Ultimate Holding Company ASCENTIAL PLC  
Accountant -  
Mortgages 4  
Trade Debtors -  
Group 30 companies  
Linkages 1727 companies  
Countries In 16 countries

## **KEY FINANCIALS**

Year to Date	Turnover	Pre Tax Profit	Shareholder's Funds	Employees
31/12/2017	£95,823,000	£17,814,000	£28,584,000	269
31/12/2016	£90,543,000	£17,128,000	£14,495,000	263
31/12/2015	£82,410,000	£15,674,000	£31,172,000	259

## **MORTGAGE SUMMARY**

Total Mortgage 4  
Outstanding 1  
Satisfied 3

## **TRADE DEBTORS / BAD DEBT SUMMARY**

Total Number of Documented Trade 4  
Total Value of Documented Trade £28,245

## **ACQUISITIONS DETAILS**

Date	17/07/2018
Acquiring Company	ITE Group plc (01927339)
Acquired Company	Ascential Events Limited (07925964)
Consideration Part 1	£300 million

**DISCLAIMER** : This Report is **PRIVATE & CONFIDENTIAL** and it is prepared at the request of and for its use by the Subscriber only. The Subscriber shall use the contents of the Report merely as an aid to its business. Mira Inform Private Limited ("MIPL") has collated information/data in the Report, which have not been verified unless otherwise specifically mentioned in the Report. The Subscriber shall independently verify the accuracy and correctness of the information/data before in any way acting upon the same. MIPL shall not be liable for any harm, injury, loss or damage caused to the Subscriber due to default by the Subscriber's debtors/beneficiaries in fulfilling their obligations of any nature whatsoever. This Report or any of its portion shall not be used as a documentary evidence or otherwise before any investigative agencies or forum of law. This Report is confidential and proprietary to MIPL. The Subscriber and/or any other person(s) may not reproduce, publish or disclose any of the contents of the Report to others without the express authorization of MIPL. This Report is prepared and issued to the Subscriber without any risk, responsibility or liability on the part of MIPL or its officials.

Consideration Part 2	-
Contact Details	Andrew Beach, Chief Financial Officer, +44 (0) 20 7596 5000 Mark Shashoua, Chief Executive Officer, +44 (0) 20 7596 5000
Additional Details	-

## **COMMENTARY**

This company's return on total assets employed ratio indicates a highly efficient use of assets.
This company's ratio of total liabilities to total assets indicates the presence of moderate equity funding.
The company has more cash than short term bank borrowings.
This company trades in an industry with a higher level of corporate failures.

## **CCJ**

<b>Total Number of Exact CCJs -</b>	0	<b>Total Value of Exact CCJs -</b>	
<b>Total Number of Possible CCJs -</b>	0	<b>Total Value of Possible CCJs -</b>	
<b>Total Number of Satisfied CCJs -</b>	0	<b>Total Value of Satisfied CCJs -</b>	
<b>Total Number of Writs -</b>	-		

Total Current Directors	2	Total Current Secretaries	0
Total Previous Directors / Company Secretaries	13	Total Person's With Significant Control	2

## **CURRENT DIRECTORS**

<b>Title</b>	Mr	<b>Function</b>	Director
<b>Name</b>	Mark Samuel Shashoua	<b>Nationality</b>	British
<b>Date of Birth</b>	01/1970	<b>Present Appointments</b>	3
<b>Latest Address</b>	2 Kingdom Street, London, England	<b>Appointment Date</b>	17/07/2018
<b>Post Code</b>	W2 6JG		
<b>Title</b>	Mr	<b>Function</b>	Director
<b>Name</b>	Andrew Beach	<b>Nationality</b>	British
<b>Date of Birth</b>	12/1975	<b>Present Appointments</b>	29
<b>Latest Address</b>	2 Kingdom Street, London, England	<b>Appointment Date</b>	17/07/2018
<b>Post Code</b>	W2 6JG		

**DISCLAIMER** : This Report is **PRIVATE & CONFIDENTIAL** and it is prepared at the request of and for its use by the Subscriber only. The Subscriber shall use the contents of the Report merely as an aid to its business. Mira Inform Private Limited ("MIPL") has collated information/data in the Report, which have not been verified unless otherwise specifically mentioned in the Report. The Subscriber shall independently verify the accuracy and correctness of the information/data before in any way acting upon the same. MIPL shall not be liable for any harm, injury, loss or damage caused to the Subscriber due to default by the Subscriber's debtors/beneficiaries in fulfilling their obligations of any nature whatsoever. This Report or any of its portion shall not be used as a documentary evidence or otherwise before any investigative agencies or forum of law. This Report is confidential and proprietary to MIPL. The Subscriber and/or any other person(s) may not reproduce, publish or disclose any of the contents of the Report to others without the express authorization of MIPL. This Report is prepared and issued to the Subscriber without any risk, responsibility or liability on the part of MIPL or its officials.













## **CURRENT COMPANY SECRETARY**

### Top Shareholders




Name	Currency	Share Count	Share Type	Nominal Value	% of Total Share Count
ASCENTIAL UK HOLDINGS LIMITED	GBP	25	ORDINARY	1	100

## **FINANCIALS**














### Profit & Loss

	Date Of Accounts	31/12/17	(%)	31/12/16	(%)	31/12/15	(%)	31/12/14	(%)	31/12/13
	Weeks	52	(%)	52	(%)	52	(%)	52	(%)	52
	Currency	GBP	(%)	GBP	(%)	GBP	(%)	GBP	(%)	GBP
	Consolidated A/cs	N	(%)	N	(%)	N	(%)	N	(%)	N
	<b>Turnover</b>	<b>£95,823,000</b>	<b>5.8%</b>	<b>£90,543,000</b>	<b>9.9%</b>	<b>£82,410,000</b>	<b>1.8%</b>	<b>£80,982,000</b>	<b>4.9%</b>	<b>£77,230,000</b>
	Export	-	-	£20,756,000	69.8%	£12,222,000	-18.3%	£14,968,000	8.8%	£13,756,000
	Cost of Sales	£37,707,000	5.9%	£35,590,000	12.7%	£31,593,000	0%	£31,602,000	-0.3%	£31,686,000
	Gross Profit	£58,116,000	5.8%	£54,953,000	8.1%	£50,817,000	2.9%	£49,380,000	8.4%	£45,544,000
	Wages & Salaries	£17,314,000	-1.1%	£17,503,000	3.6%	£16,901,000	7.4%	£15,731,000	5.5%	£14,914,000
	Directors Emoluments	£737,000	-5.5%	£780,000	2.5%	£761,000	7.5%	£708,000	28.3%	£552,000
	<b>Operating Profit</b>	<b>£16,881,000</b>	<b>1.8%</b>	<b>£16,584,000</b>	<b>3.7%</b>	<b>£15,998,000</b>	<b>2.2%</b>	<b>£15,650,000</b>	<b>28.2%</b>	<b>£12,208,000</b>
	Depreciation	£1,939,000	69.5%	£1,144,000	29.4%	£884,000	-31.1%	£1,283,000	39%	£923,000
	Audit Fees	£23,000	-	£23,000	27.8%	£18,000	20%	£15,000	25%	£12,000
	Interest Payments	-	-	-	-	-	-100%	£18,000	-68.4%	£57,000
	<b>Pre Tax Profit</b>	<b>£17,814,000</b>	<b>4%</b>	<b>£17,128,000</b>	<b>9.3%</b>	<b>£15,674,000</b>	<b>4.8%</b>	<b>£14,950,000</b>	<b>23%</b>	<b>£12,151,000</b>
	Taxation	-£3,826,000	0.4%	-£3,809,000	10.2%	-£3,455,000	0.4%	-£3,440,000	-5%	-£3,276,000





**DISCLAIMER** : This Report is **PRIVATE & CONFIDENTIAL** and it is prepared at the request of and for its use by the Subscriber only. The Subscriber shall use the contents of the Report merely as an aid to its business. Mira Inform Private Limited ("MIPL") has collated information/data in the Report, which have not been verified unless otherwise specifically mentioned in the Report. The Subscriber shall independently verify the accuracy and correctness of the information/data before in any way acting upon the same. MIPL shall not be liable for any harm, injury, loss or damage caused to the Subscriber due to default by the Subscriber's debtors/beneficiaries in fulfilling their obligations of any nature whatsoever. This Report or any of its portion shall not be used as a documentary evidence or otherwise before any investigative agencies or forum of law. This Report is confidential and proprietary to MIPL. The Subscriber and/or any other person(s) may not reproduce, publish or disclose any of the contents of the Report to others without the express authorization of MIPL. This Report is prepared and issued to the Subscriber without any risk, responsibility or liability on the part of MIPL or its officials.

		0		0	%	0		0		0
	Profit After Tax	£13,988,000	5%	£13,319,000	9%	£12,219,000	6.2%	£11,510,000	29.7%	£8,875,000
	Dividends Payable	-	-	-	-	-	-	-	-	-
	<b>Retained Profit</b>	<b>£13,988,000</b>	<b>5%</b>	<b>£13,319,000</b>	<b>9%</b>	<b>£12,219,000</b>	<b>6.2%</b>	<b>£11,510,000</b>	<b>29.7%</b>	<b>£8,875,000</b>






**Balance Sheet**

	Date Of Accounts	31/12/17	(%)	31/12/16	(%)	31/12/15	(%)	31/12/14	(%)	31/12/13
	Tangible Assets	£8,750,000	-9.8%	£9,700,000	51.5%	£6,403,000	-11.6%	£7,245,000	-15.8%	£8,608,000
	Intangible Assets	£15,950,000	-18.2%	£19,493,000	-11.9%	£22,121,000	-7.8%	£23,989,000	-5.4%	£25,360,000
	<b>Total Fixed Assets</b>	<b>£24,700,000</b>	<b>-15.4%</b>	<b>£29,193,000</b>	<b>2.3%</b>	<b>£28,524,000</b>	<b>-8.7%</b>	<b>£31,234,000</b>	<b>-8%</b>	<b>£33,968,000</b>
	Stock	£13,017,000	-8.9%	£14,289,000	-3.1%	£14,751,000	14.9%	£12,840,000	21.1%	£10,600,000
	Trade Debtors	£18,161,000	18.6%	£15,311,000	3.8%	£14,756,000	-10.2%	£16,437,000	1.3%	£16,234,000
	Cash	£750,000	296.8%	£189,000	999.9%	£6,000	-62.5%	£16,000	-71.4%	£56,000
	Other Debtors	£45,206,000	94.9%	£23,190,000	-37.8%	£37,293,000	50.7%	£24,747,000	-23.5%	£32,369,000
	Miscellaneous Current Assets	0	-	0	-	0	-	0	-	0
	<b>Total Current Assets</b>	<b>£77,134,000</b>	<b>45.6%</b>	<b>£52,979,000</b>	<b>-20.7%</b>	<b>£66,806,000</b>	<b>23.6%</b>	<b>£54,040,000</b>	<b>-8.8%</b>	<b>£59,259,000</b>
	Trade Creditors	£2,279,000	13.7%	£2,005,000	-42%	£3,456,000	11.8%	£3,090,000	152%	£1,226,000
	Bank Loans & Overdrafts	0	-	0	-	0	-	0	-	0
	Other Short Term Finance	£3,332,000	59.6%	£2,088,000	999.9%	£2,000	-99.9%	£3,673,000	-60.8%	£9,371,000
	Miscellaneous	£65,201,000	7.1%	£60,872,000	2.7%	£59,257,000	2.4%	£57,876,000	11.7%	£51,804,000





**DISCLAIMER** : This Report is **PRIVATE & CONFIDENTIAL** and it is prepared at the request of and for its use by the Subscriber only. The Subscriber shall use the contents of the Report merely as an aid to its business. Mira Inform Private Limited ("MIPL") has collated information/data in the Report, which have not been verified unless otherwise specifically mentioned in the Report. The Subscriber shall independently verify the accuracy and correctness of the information/data before in any way acting upon the same. MIPL shall not be liable for any harm, injury, loss or damage caused to the Subscriber due to default by the Subscriber's debtors/beneficiaries in fulfilling their obligations of any nature whatsoever. This Report or any of its portion shall not be used as a documentary evidence or otherwise before any investigative agencies or forum of law. This Report is confidential and proprietary to MIPL. The Subscriber and/or any other person(s) may not reproduce, publish or disclose any of the contents of the Report to others without the express authorization of MIPL. This Report is prepared and issued to the Subscriber without any risk, responsibility or liability on the part of MIPL or its officials.

	Current Liabilities									
	<b>Total Current Liabilities</b>	<b>£70,812,000</b>	<b>9%</b>	<b>£64,965,000</b>	<b>3.6%</b>	<b>£62,715,000</b>	<b>-3%</b>	<b>£64,639,000</b>	<b>3.6%</b>	<b>£62,401,000</b>
	Bank Loans & Overdrafts and LTL	£2,438,000	-10.1%	£2,712,000	87.9%	£1,443,000	-14.2%	£1,682,000	-92.8%	£23,383,000
	Other Long Term Finance	0	-	0	-	0	-	0	-100%	£21,538,000
	<b>Total Long Term Liabilities</b>	<b>£2,438,000</b>	<b>-10.1%</b>	<b>£2,712,000</b>	<b>87.9%</b>	<b>£1,443,000</b>	<b>-14.2%</b>	<b>£1,682,000</b>	<b>-92.8%</b>	<b>£23,383,000</b>


**Capital & Reserves**

	Date Of Accounts	31/12/17	(%)	31/12/16	(%)	31/12/15	(%)	31/12/14	(%)	31/12/13
	Called Up Share Capital	-	-	-	-	-	-	-	-	-
	P & L Account Reserve	£28,384,000	98.6%	£14,295,000	-53.8%	£30,972,000	65.2%	£18,753,000	158.9%	£7,243,000
	Revaluation Reserve	-	-	-	-	-	-	-	-	-
	Sundry Reserves	£200,000	-	£200,000	-	£200,000	-	£200,000	-	£200,000
	<b>Shareholder Funds</b>	<b>£28,584,000</b>	<b>97.2%</b>	<b>£14,495,000</b>	<b>-53.5%</b>	<b>£31,172,000</b>	<b>64.5%</b>	<b>£18,953,000</b>	<b>154.6%</b>	<b>£7,443,000</b>





**Other Financial Items**

	Date Of Accounts	31/12/17	(%)	31/12/16	(%)	31/12/15	(%)	31/12/14	(%)	31/12/13
	<b>Net Worth</b>	<b>£12,634,000</b>	<b>352.8%</b>	<b>£4,998,000</b>	<b>-155.2%</b>	<b>£9,051,000</b>	<b>279.7%</b>	<b>£5,036,000</b>	<b>71.9%</b>	<b>£17,917,000</b>
	<b>Working Capital</b>	<b>£6,322,000</b>	<b>152.7%</b>	<b>£11,986,000</b>	<b>-393%</b>	<b>£4,091,000</b>	<b>138.6%</b>	<b>£10,599,000</b>	<b>-237.3%</b>	<b>£3,142,000</b>
	<b>Total Assets</b>	<b>£101,834,000</b>	<b>23.9%</b>	<b>£82,172,000</b>	<b>-13.8%</b>	<b>£95,330,000</b>	<b>11.8%</b>	<b>£85,274,000</b>	<b>-8.5%</b>	<b>£93,227,000</b>
	<b>Total Liabilities</b>	<b>£73,250,000</b>	<b>8.2%</b>	<b>£67,677,000</b>	<b>5.5%</b>	<b>£64,158,000</b>	<b>-3.3%</b>	<b>£66,321,000</b>	<b>-22.7%</b>	<b>£85,784,000</b>



**DISCLAIMER** : This Report is **PRIVATE & CONFIDENTIAL** and it is prepared at the request of and for its use by the Subscriber only. The Subscriber shall use the contents of the Report merely as an aid to its business. Mira Inform Private Limited ("MIPL") has collated information/data in the Report, which have not been verified unless otherwise specifically mentioned in the Report. The Subscriber shall independently verify the accuracy and correctness of the information/data before in any way acting upon the same. MIPL shall not be liable for any harm, injury, loss or damage caused to the Subscriber due to default by the Subscriber's debtors/beneficiaries in fulfilling their obligations of any nature whatsoever. This Report or any of its portion shall not be used as a documentary evidence or otherwise before any investigative agencies or forum of law. This Report is confidential and proprietary to MIPL. The Subscriber and/or any other person(s) may not reproduce, publish or disclose any of the contents of the Report to others without the express authorization of MIPL. This Report is prepared and issued to the Subscriber without any risk, responsibility or liability on the part of MIPL or its officials.

	es								%	
	<b>Net Assets</b>	<b>£28,584,000</b>	<b>97.2 %</b>	<b>£14,495,000</b>	<b>- 53.5 %</b>	<b>£31,172,000</b>	<b>64.5 %</b>	<b>£18,953,000</b>	<b>154.6 %</b>	<b>£7,443,000</b>






**Cash Flow**

	Date Of Accounts	31/12/17	(%)	31/12/16	(%)	31/12/15	(%)	31/12/14	(%)	31/12/13
	Net Cashflow from Operations	-	-	-	-	-	-	-	-	-
	Net Cashflow before Financing	-	-	-	-	-	-	-	-	-
	Net Cashflow from Financing	-	-	-	-	-	-	-	-	-
	Increase in Cash	-	-	-	-	-	-	-	-	-

**Miscellaneous**

	Date Of Accounts	31/12/17	(%)	31/12/16	(%)	31/12/15	(%)	31/12/14	(%)	31/12/13
	Contingent Liability	NO	-	NO	-	YES	-	YES	-	YES
	Capital Employed	£31,022,000	80.3 %	£17,207,000	- 47.2 %	£32,615,000	58.1 %	£20,635,000	- 33.1 %	£30,826,000
	Number of Employees	269	2.3%	263	1.5%	259	- 0.4%	260	- 1.1%	263
	Accountants									
	Auditors	KPMG LLP								
	Auditor Comments	The audit report contains no adverse comments								
	Bankers									
	Bank Branch Code									

**Ratios**

	Date Of Accounts	31/12/17	31/12/16	31/12/15	31/12/14	31/12/13
	Pre-tax profit margin %	18.59	18.92	19.02	18.46	15.73
	Current ratio	1.09	0.82	1.07	0.84	0.95
	Sales/Net Working Capital	15.16	-7.55	20.14	-7.64	-24.58
	Gearing %	8.50	18.70	4.60	8.90	314.20
	Equity in %	33.30	23.10	42.60	30.90	11

**DISCLAIMER** : This Report is **PRIVATE & CONFIDENTIAL** and it is prepared at the request of and for its use by the Subscriber only. The Subscriber shall use the contents of the Report merely as an aid to its business. Mira Inform Private Limited ("MIPL") has collated information/data in the Report, which have not been verified unless otherwise specifically mentioned in the Report. The Subscriber shall independently verify the accuracy and correctness of the information/data before in any way acting upon the same. MIPL shall not be liable for any harm, injury, loss or damage caused to the Subscriber due to default by the Subscriber's debtors/beneficiaries in fulfilling their obligations of any nature whatsoever. This Report or any of its portion shall not be used as a documentary evidence or otherwise before any investigative agencies or forum of law. This Report is confidential and proprietary to MIPL. The Subscriber and/or any other person(s) may not reproduce, publish or disclose any of the contents of the Report to others without the express authorization of MIPL. This Report is prepared and issued to the Subscriber without any risk, responsibility or liability on the part of MIPL or its officials.

	Creditor Days	8.65	8.06	15.26	13.88	5.77
	Debtor Days	68.98	61.55	65.17	73.88	76.51
	Liquidity/Acid Test	0.90	0.59	0.83	0.63	0.77
	Return On Capital Employed %	57.42	99.54	48.05	72.44	39.41
	Return On Total Assets Employed %	17.49	20.84	16.44	17.53	13.03
	Current Debt Ratio	2.47	4.48	2.01	3.41	8.38
	Total Debt Ratio	2.56	4.66	2.05	3.49	11.52
	Stock Turnover Ratio %	13.58	15.78	17.89	15.85	13.72
	Return on Net Assets Employed %	62.32	118.16	50.28	78.87	163.25

#### Report Notes

There are no notes to display.

#### Status History

No Status History found

## **EVENT HISTORY**

Date	Description
11/10/2018	Change in Reg.Office
11/10/2018	Change of Company Postcode
19/07/2018	Change in Reg.Office
19/07/2018	Change of Company Postcode
19/07/2018	Change of Name
19/07/2018	Ms L. Meads has resigned as company secretary
19/07/2018	Mr P.D. Walker has left the board
19/07/2018	Mr P.O. Thomas has left the board
19/07/2018	Ms S. Looi has resigned as company secretary
19/07/2018	Mr D.A. Painter has left the board
19/07/2018	Ms A.J. Gradden has left the board
19/07/2018	New Board Member Mr M.S. Shashoua appointed
19/07/2018	New Board Member Mr A. Beach appointed
16/06/2018	New Accounts Filed
16/06/2018	New Accounts Filed

**DISCLAIMER** : This Report is **PRIVATE & CONFIDENTIAL** and it is prepared at the request of and for its use by the Subscriber only. The Subscriber shall use the contents of the Report merely as an aid to its business. Mira Inform Private Limited ("MIPL") has collated information/data in the Report, which have not been verified unless otherwise specifically mentioned in the Report. The Subscriber shall independently verify the accuracy and correctness of the information/data before in any way acting upon the same. MIPL shall not be liable for any harm, injury, loss or damage caused to the Subscriber due to default by the Subscriber's debtors/beneficiaries in fulfilling their obligations of any nature whatsoever. This Report or any of its portion shall not be used as a documentary evidence or otherwise before any investigative agencies or forum of law. This Report is confidential and proprietary to MIPL. The Subscriber and/or any other person(s) may not reproduce, publish or disclose any of the contents of the Report to others without the express authorization of MIPL. This Report is prepared and issued to the Subscriber without any risk, responsibility or liability on the part of MIPL or its officials.

## **PREVIOUS COMPANY NAMES**

Date	Previous Name
17/07/2018	ASCENTIAL EVENTS LIMITED
17/10/2016	I2I EVENTS LIMITED
13/04/2012	I2I EVENTS GROUP (TRG) LIMITED
28/02/2012	DE FACTO 1942 LIMITED

### **Writ Details**

No writs found

## **STATISTICS**

<b>Group</b>	30 companies
<b>Linkages</b>	1727 companies
<b>Countries</b>	In 16 countries

## **SUMMARY**

<b>Holding Company</b>	ASCENTIAL UK HOLDINGS LIMITED
<b>Ownership Status</b>	Wholly Owned
<b>Ultimate Holding Company</b>	ASCENTIAL PLC

## **GROUP STRUCTURE**

Company Name	Registered Number	Latest Key Financials	Consol. Accounts	Turnover
ASCENTIAL PLC	09934451	31.12.2017	Y	£375,800,000
ASCENTIAL FINANCING LI...	09938180	31.12.2017	N	
ASCENTIAL GROUP LIMITED	00435820	31.12.2017	N	£26,600,000
ADVERTISING FILM F...	N/A	-	-	
ASCENTIAL	00100991	31.12.2017	N	

**DISCLAIMER** : This Report is **PRIVATE & CONFIDENTIAL** and it is prepared at the request of and for its use by the Subscriber only. The Subscriber shall use the contents of the Report merely as an aid to its business. Mira Inform Private Limited ("MIPL") has collated information/data in the Report, which have not been verified unless otherwise specifically mentioned in the Report. The Subscriber shall independently verify the accuracy and correctness of the information/data before in any way acting upon the same. MIPL shall not be liable for any harm, injury, loss or damage caused to the Subscriber due to default by the Subscriber's debtors/beneficiaries in fulfilling their obligations of any nature whatsoever. This Report or any of its portion shall not be used as a documentary evidence or otherwise before any investigative agencies or forum of law. This Report is confidential and proprietary to MIPL. The Subscriber and/or any other person(s) may not reproduce, publish or disclose any of the contents of the Report to others without the express authorization of MIPL. This Report is prepared and issued to the Subscriber without any risk, responsibility or liability on the part of MIPL or its officials.

AMERICA...				
ASCENTIAL AMERICA...	00234317	31.12.2017	N	
FLYWHEEL DIGITAL L...	06032169	31.12.2017	N	
RADIO IRELAND LIM...	IE230527	31.12.2017	Y	
ASCENTIAL UK HOLDI...	00537204	31.12.2017	N	
ASCENTIAL EVENTS...	07814172	31.12.2017	N	£70,765,542
ASCENTIAL INFORMA...	07880716	31.12.2017	N	£11,755,000
WGSN GROUP LIMITED	08256689	31.12.2017	N	
PLANET RETAIL...	03994702	31.12.2017	N	£7,813,000
WGSN LIMITED	04858491	31.12.2017	N	£35,479,000
CLR CODE LI...	10411689	31.12.2017	N	£285,103
PLEXUS NETWORK...	08256709	31.12.2017	N	
GROUNDSURE LI...	03421028	31.12.2017	N	£17,367,000
GLENIGAN LIMITED	08249446	31.12.2017	N	£10,194,000
DE HAVILLAND...	08297488	31.12.2017	N	£3,135,000
4C DORMANT LI...	08246669	31.12.2017	N	
ASCENTIAL OPERATI...	08255890	31.12.2017	N	£8,779,000
<b>ITE EVENTS LIMITED</b>	<b>07925964</b>	<b>31.12.2017</b>	<b>N</b>	<b>£95,823,000</b>
WORTH GLOBAL STYL...	03741216	31.12.2017	N	
4C INFORMATION LI...	09514379	31.12.2017	N	

**DISCLAIMER** : This Report is **PRIVATE & CONFIDENTIAL** and it is prepared at the request of and for its use by the Subscriber only. The Subscriber shall use the contents of the Report merely as an aid to its business. Mira Inform Private Limited ("MIPL") has collated information/data in the Report, which have not been verified unless otherwise specifically mentioned in the Report. The Subscriber shall independently verify the accuracy and correctness of the information/data before in any way acting upon the same. MIPL shall not be liable for any harm, injury, loss or damage caused to the Subscriber due to default by the Subscriber's debtors/beneficiaries in fulfilling their obligations of any nature whatsoever. This Report or any of its portion shall not be used as a documentary evidence or otherwise before any investigative agencies or forum of law. This Report is confidential and proprietary to MIPL. The Subscriber and/or any other person(s) may not reproduce, publish or disclose any of the contents of the Report to others without the express authorization of MIPL. This Report is prepared and issued to the Subscriber without any risk, responsibility or liability on the part of MIPL or its officials.

EMAP PUBLISHING (N...	27126840	31.12.2011	N	
WGSN INC	N/A	-	-	
EDEN 2 & CIE S.C.A.	B137778	31.12.2015	N	
EDEN BIDCO LTD	N/A	-	-	
EMAP JERSEY FINANCIN...	N/A	-	-	
ASCENTIAL RADIO FI...	05289615	31.12.2017	N	

## **OTHER LINKED COMPANIES**

Name	Number	Latest Key Financials	Turnover
ASCENTIAL PREFCO LIMITED	09938867	31.12.2017	
M NEW HOLDINGS LIMITED	10618673	31.12.2017	£43,567,288
AGENNIX AG	HRB 707984	31.12.2015	€256,633
VVD VEREINIGTE WIRTSCHAFTSDIENSTE GMBH	HRB 100445	31.12.2016	€54,626,912
ALMATIS GMBH	HRB 2360	31.12.2016	€192,682,579
VAN NETTEN GMBH	HRB 9690	31.12.2011	€41,399,574
EXCEET CARD GROUP AG	HRB 9459	31.12.2016	€47,941,408
MUSASHI HANN.MUENDEN HOLDING GMBH	HRB 14204	31.12.2013	€84,179,192
EXCEET CARD AG	HRB 132558	31.12.2016	€18,199,532
E.M.P. MERCHANDISING HANDELSGESELLSCHAFT MBH	HRB 100299	31.12.2014	€112,666,323
IMPULS KÜCHEN GESELLSCHAFT MIT BESCHRÄNKTER HAFTUNG	HRB 3684	30.09.2017	€83,440,230

**DISCLAIMER** : This Report is **PRIVATE & CONFIDENTIAL** and it is prepared at the request of and for its use by the Subscriber only. The Subscriber shall use the contents of the Report merely as an aid to its business. Mira Inform Private Limited ("MIPL") has collated information/data in the Report, which have not been verified unless otherwise specifically mentioned in the Report. The Subscriber shall independently verify the accuracy and correctness of the information/data before in any way acting upon the same. MIPL shall not be liable for any harm, injury, loss or damage caused to the Subscriber due to default by the Subscriber's debtors/beneficiaries in fulfilling their obligations of any nature whatsoever. This Report or any of its portion shall not be used as a documentary evidence or otherwise before any investigative agencies or forum of law. This Report is confidential and proprietary to MIPL. The Subscriber and/or any other person(s) may not reproduce, publish or disclose any of the contents of the Report to others without the express authorization of MIPL. This Report is prepared and issued to the Subscriber without any risk, responsibility or liability on the part of MIPL or its officials.

MUSASHI HANN. MUENDEN FORGING GMBH	HRB 112441	31.12.2011	€21,663,505
BRILONER MÖBEL WERKE GMBH	HRB 11215	30.09.2017	
TYCZKA DEUTSCHLAND VERWALTUNGS GMBH	HRB 202300	31.12.2016	€103,002,011
ASPEN GERMANY GMBH	HRB 216445	30.06.2017	€66,320,506
CARCOUSTICS INTERNATIONAL GMBH	HRB 49871	31.12.2017	€335,353,989
WÜRZ ENERGY GMBH & CO.KG	HRA 8656	31.12.2007	
PEAC (GERMANY) GMBH	HRB 83491	28.02.2018	€426,453,378
TAURUS DEVELOPMENT VERWALTUNGS GMBH & CO. TRD 1 - VII KG	HRA 90588	31.12.2011	
BAUFELD MINERALÖLRAFFINERIE GMBH	HRB 1623	31.12.2010	

## **MORTGAGE DETAILS**

<b>Mortgage Type:</b>			
<b>Date Charge Created:</b>	16/08/18		
<b>Date Charge Registered:</b>	20/08/18		
<b>Date Charge Satisfied:</b>	-		
<b>Status:</b>	OUTSTANDING		
<b>Person(s) Entitled:</b>	BARCLAYS BANK PLC;		
<b>Amount Secured:</b>			
<b>Details:</b>	THE INTELLECTUAL PROPERTY BEING BETT WITH OFFICIAL NUMBER 016166357 AND OTHER INTELLECTUAL PROPERTY SPECIFIED IN THE INSTRUMENT.CONTAINS FIXED CHARGE.CONTAINS FLOATING CHARGE.FLOATING CHARGE COVERS ALL THE PROPERTY OR UNDERTAKING OF THE COMPANY.CONTAINS NEGATIVE PLEDGE.		
<b>Mortgage Type:</b>			
<b>Date Charge Created:</b>	11/03/16		
<b>Date Charge Registered:</b>	18/03/16		
<b>Date Charge Satisfied:</b>	18/07/18		
<b>Status:</b>	SATISFIED		
<b>Person(s) Entitled:</b>	THE ROYAL BANK OF SCOTLAND PLC (AND IT'S SUCCESSORS IN TITLE AND PERMITTED TRANSFEREES);		
<b>Amount Secured:</b>			
<b>Details:</b>	CONTAINS FIXED CHARGE.CONTAINS NEGATIVEPLEDGE.		

<b>Mortgage Type:</b>			
<b>Date Charge Created:</b>	20/05/15		
<b>Date Charge Registered:</b>	22/05/15		
<b>Date Charge Satisfied:</b>	16/02/16		
<b>Status:</b>	SATISFIED		
<b>Person(s) Entitled:</b>	DEUTSCHE BANK AG, LONDON BRANCH (AND ITS SUCCESSORS IN TITLE AND PERMITTED TRANSFEREES);		
<b>Amount Secured:</b>			
<b>Details:</b>	CONTAINS FIXED CHARGE.CONTAINS FLOATINGCHARGE.FLOATING CHARGE COVERS ALL THE PROPERTY OR UNDERTAKING OF THE COMPANY.CONTAINS NEGATIVE PLEDGE.		
<b>Mortgage Type:</b>	DEBENTURE		
<b>Date Charge Created:</b>	20/09/12		
<b>Date Charge Registered:</b>	27/09/12		
<b>Date Charge Satisfied:</b>	29/04/15		
<b>Status:</b>	SATISFIED		
<b>Person(s) Entitled:</b>	THE ROYAL BANK OF SCOTLAND PLC;		
<b>Amount Secured:</b>			
<b>Details:</b>	FIXED AND FLOATING CHARGE OVER THE UNDERTAKING AND ALL PROPERTY AND ASSETS PRESENT AND FUTURE, INCLUDING GOODWILL, BOOKDEBTS, UNCALLED CAPITAL, BUILDINGS, FIXTURES, FIXED PLANT & MACHINERY SEE IMAGEFOR FULL DETAILS		

## **CREDITOR DETAILS**

	Total Number	Total Value
Trade Creditors	0	-

No Creditor Data

## **TRADE DEBTORS / BAD DEBT DETAIL**

	Total Number of Documented Trade	Total Value of Documented Trade
Trade Debtors	4	£28,245

Company Name	Amount	Statement Date
Lovelane Limited	£13,427	23/04/2018
Greeneasy Limited	£8,502	01/02/2018
D T L Broadcast Limited	£3,909	15/06/2018
The Green Olive Firewood Company Ltd	£2,407	29/09/2017

**DISCLAIMER** : This Report is **PRIVATE & CONFIDENTIAL** and it is prepared at the request of and for its use by the Subscriber only. The Subscriber shall use the contents of the Report merely as an aid to its business. Mira Inform Private Limited ("MIPL") has collated information/data in the Report, which have not been verified unless otherwise specifically mentioned in the Report. The Subscriber shall independently verify the accuracy and correctness of the information/data before in any way acting upon the same. MIPL shall not be liable for any harm, injury, loss or damage caused to the Subscriber due to default by the Subscriber's debtors/beneficiaries in fulfilling their obligations of any nature whatsoever. This Report or any of its portion shall not be used as a documentary evidence or otherwise before any investigative agencies or forum of law. This Report is confidential and proprietary to MIPL. The Subscriber and/or any other person(s) may not reproduce, publish or disclose any of the contents of the Report to others without the express authorization of MIPL. This Report is prepared and issued to the Subscriber without any risk, responsibility or liability on the part of MIPL or its officials.

## **PREVIOUS DIRECTOR/COMPANY SECRETARIES**

Name	Current Active Appointments	Previous Appointments	Dissolved Companies
John Keith Gulliver	3	16	22
Ruth Bracken	0	281	146
Duncan Anthony Painter	34	7	36
Malcolm Howard Gough	0	17	1
Shanny Looi	0	1	0
Susanna Freeman	0	1	0
Amanda Jane Gradden	36	18	73
TRAVERS SMITH SECRETARIES LIMITED	28	926	369
TRAVERS SMITH SECRETARIES LIMITED	28	926	369
TRAVERS SMITH LIMITED	19	399	122
Patrick David Walker	3	2	1
Louise Meads	0	1	0
Philip Owain Thomas	2	1	0
Total Persons With Significant Control	2	Total Statements	0
Active	1	Active	0
Ceased	1	Ceased	0

### **Active Persons With Significant Control**

Name	Ite Enterprises Limited	Kind	Corporate Entity With Significant Control
Address	2 Kingdom Street, London, England	Notified On	17/07/2018
Post Code	W2 6JG	Legal Form	Limited Company
Authority	Companies Act 2006	Place Registered	Companies House (England And Wales)
Country Registered	England And Wales	Registration Number	03372928
Nature Of Control	Ownership Of Shares 75 To 100 Percent, Voting Rights 75 To 100 Percent, Right To Appoint And Remove Directors		

### **Ceased Persons With Significant Control**

Name	Ascential Uk Holdings Limited	Kind	Corporate Entity With Significant Control
Address	C/O Ascential Group Limited The Prow, 1 Wilder Walk, London	Notified On	06/04/2016
Post Code	W1B 5AP	Ceased On	17/07/2018
Authority	United Kingdom (England)	Legal Form	Limited By Shares
Country Registered	England	Place Registered	Companies House

**DISCLAIMER** : This Report is **PRIVATE & CONFIDENTIAL** and it is prepared at the request of and for its use by the Subscriber only. The Subscriber shall use the contents of the Report merely as an aid to its business. Mira Inform Private Limited ("MIPL") has collated information/data in the Report, which have not been verified unless otherwise specifically mentioned in the Report. The Subscriber shall independently verify the accuracy and correctness of the information/data before in any way acting upon the same. MIPL shall not be liable for any harm, injury, loss or damage caused to the Subscriber due to default by the Subscriber's debtors/beneficiaries in fulfilling their obligations of any nature whatsoever. This Report or any of its portion shall not be used as a documentary evidence or otherwise before any investigative agencies or forum of law. This Report is confidential and proprietary to MIPL. The Subscriber and/or any other person(s) may not reproduce, publish or disclose any of the contents of the Report to others without the express authorization of MIPL. This Report is prepared and issued to the Subscriber without any risk, responsibility or liability on the part of MIPL or its officials.

Nature Of Control	Ownership Of Shares 75 To 100 Percent, Voting Rights 75 To 100 Percent, Right To Appoint And Remove Directors	Registration Number	537204
-------------------	---	---------------------	--------

**Active Statements**

No Active Statements To Display

**Ceased Statements**

No Ceased Statements To Display

**FOREIGN EXCHANGE RATES**

Currency	Unit	Indian Rupees
US Dollar	1	INR 70.04
UK Pound	1	INR 88.70
Euro	1	INR 80.21
GBP	1	INR 88.78

**Note :** Above are approximate rates obtained from sources believed to be correct

**INFORMATION DETAILS**

Analysis Done by :	PRI
Report Prepared by :	SYL

**DISCLAIMER :** This Report is **PRIVATE & CONFIDENTIAL** and it is prepared at the request of and for its use by the Subscriber only. The Subscriber shall use the contents of the Report merely as an aid to its business. Mira Inform Private Limited ("MIPL") has collated information/data in the Report, which have not been verified unless otherwise specifically mentioned in the Report. The Subscriber shall independently verify the accuracy and correctness of the information/data before in any way acting upon the same. MIPL shall not be liable for any harm, injury, loss or damage caused to the Subscriber due to default by the Subscriber's debtors/beneficiaries in fulfilling their obligations of any nature whatsoever. This Report or any of its portion shall not be used as a documentary evidence or otherwise before any investigative agencies or forum of law. This Report is confidential and proprietary to MIPL. The Subscriber and/or any other person(s) may not reproduce, publish or disclose any of the contents of the Report to others without the express authorization of MIPL. This Report is prepared and issued to the Subscriber without any risk, responsibility or liability on the part of MIPL or its officials.

**RATING EXPLANATIONS**

Credit Rating	Explanation	Rating Comments
A++	Minimum Risk	Business dealings permissible with minimum risk of default
A+	Low Risk	Business dealings permissible with low risk of default
A	Acceptable Risk	Business dealings permissible with moderate risk of default
B	Medium Risk	Business dealings permissible on a regular monitoring basis
C	Medium High Risk	Business dealings permissible preferably on secured basis
D	High Risk	Business dealing not recommended or on secured terms only
NB	New Business	No recommendation can be done due to business in infancy stage
NT	No Trace	No recommendation can be done as the business is not traceable

NB is stated where there is insufficient information to facilitate rating. However, it is not to be considered as unfavourable.

This score serves as a reference to assess SC's credit risk and to set the amount of credit to be extended. It is calculated from a composite of weighted scores obtained from each of the major sections of this report. The assessed factors are as follows:

- Financial condition covering various ratios
- Company background and operations size
- Promoters / Management background
- Payment record
- Litigation against the subject
- Industry scenario / competitor analysis
- Supplier / Customer / Banker review (wherever available)