

MIRA INFORM REPORT

Report No. :	544862
Report Date :	22.12.2018

IDENTIFICATION DETAILS

Name :	ROCKMAN INDUSTRIES LIMITED
Formerly Known As :	ROCKMAN CYCLE INDUSTRIES LIMITED (w.e.f. 1988) ROCKMAN CYCLE INDUSTRIES PRIVATE LIMITED
Registered Office :	A-7, Focal Point, Phase-V, Ludhiana – 141010, Punjab
Tel. No.:	91-161-2670701
Country :	India
Financials (as on) :	31.03.2018
Date of Incorporation :	25.11.1981
CIN No.: [Company Identification No.]	U35921PB1981PLC004729
Capital Investment / Paid-up Capital :	INR 151.564 Million
PAN No.: [Permanent Account No.]	AAACR7866E
GSTN : [Goods & Service Tax Registration No.]	05AAACR7866E1ZB – Uttarakhand 07AAACR7866E2Z6 – Delhi 03AAACR7866E1ZF – Punjab 06AAACR7866E1Z9 – Haryana 03AAACR7866E2ZE – Punjab
Legal Form :	A Closely Held Public Limited Liability Company
Line of Business :	Manufacturing and Sales of Automotive Components including Aluminium die casting components, machined and painted assemblies, alloy wheels and two wheeler chains. [Registered Activity]
No. of Employees :	Information denied by the management

DISCLAIMER : This Report is **PRIVATE & CONFIDENTIAL** and it is prepared at the request of and for its use by the Subscriber only. The Subscriber shall use the contents of the Report merely as an aid to its business. Mira Inform Private Limited ("MIPL") has collated information/data in the Report, which have not been verified unless otherwise specifically mentioned in the Report. The Subscriber shall independently verify the accuracy and correctness of the information/data before in any way acting upon the same. MIPL shall not be liable for any harm, injury, loss or damage caused to the Subscriber due to default by the Subscriber's debtors/beneficiaries in fulfilling their obligations of any nature whatsoever. This Report or any of its portion shall not be used as a documentary evidence or otherwise before any investigative agencies or forum of law. This Report is confidential and proprietary to MIPL. The Subscriber and/or any other person(s) may not reproduce, publish or disclose any of the contents of the Report to others without the express authorization of MIPL. This Report is prepared and issued to the Subscriber without any risk, responsibility or liability on the part of MIPL or its officials.

RATING & COMMENTS

(Mira Inform has adopted New Rating mechanism w.e.f. 23rd January 2017)

MIRA's Rating : A+

Credit Rating	Explanation	Rating Comments
A+	Low Risk	Business dealings permissible with low risk of default

Maximum Credit Limit :	USD 28000000
Status :	Excellent
Payment Behaviour :	Regular
Litigation :	Clear
Comments :	<p>Rockman Industries Limited (RIL), formerly Rockman Cycle Industries Limited, was established in 1961 as a partnership firm. It was converted into a private limited company in 1981 and became a deemed public company in 1988, finally getting converted into a public limited company in 2001. RIL is a part of the Hero Group and currently supplies aluminum die-cast automotive components and chains mainly to HMCL.</p> <p>Rockman Industries Limited operates as a subsidiary of "Hero Investcorp Private Limited". It is an established company having excellent track record.</p> <p>For the financial year ended 2018, the company has witnessed a growth in its revenue and has achieved decent profit margin during the year.</p> <p>Available financial indicates strong financial risk profile marked by strong net worth base and comfortable liquidity of the company.</p> <p>Fundamentals of the company are strong and healthy.</p> <p>The company also derives strength from its holding entity and its experienced management team.</p> <p>However, these rating strengths gets partially offset by high client concentration risk and dependence on the two wheeler industry.</p> <p>Trade relations are reported as fair. Business is active. Payments seems to be regular.</p> <p>In view of the aforesaid, the company can be considered normal for business dealings at usual trade terms and conditions.</p>

NOTES :

DISCLAIMER : This Report is **PRIVATE & CONFIDENTIAL** and it is prepared at the request of and for its use by the Subscriber only. The Subscriber shall use the contents of the Report merely as an aid to its business. Mira Inform Private Limited ("MIPL") has collated information/data in the Report, which have not been verified unless otherwise specifically mentioned in the Report. The Subscriber shall independently verify the accuracy and correctness of the information/data before in any way acting upon the same. MIPL shall not be liable for any harm, injury, loss or damage caused to the Subscriber due to default by the Subscriber's debtors/beneficiaries in fulfilling their obligations of any nature whatsoever. This Report or any of its portion shall not be used as a documentary evidence or otherwise before any investigative agencies or forum of law. This Report is confidential and proprietary to MIPL. The Subscriber and/or any other person(s) may not reproduce, publish or disclose any of the contents of the Report to others without the express authorization of MIPL. This Report is prepared and issued to the Subscriber without any risk, responsibility or liability on the part of MIPL or its officials.

Any query related to this report can be made on e-mail : infodept@mirainform.com while quoting report number, name and date.

ECGC Country Risk Classification List

Country Name	Previous Rating (30.06.2018)	Current Rating (30.09.2018)
India	A1	A1

Risk Category	ECGC Classification
Insignificant	A1
Low Risk	A2
Moderately Low Risk	B1
Moderate Risk	B2
Moderately High Risk	C1
High Risk	C2
Very High Risk	D

EXTERNAL AGENCY RATING

Rating Agency Name	ICRA
Rating	Long Term Rating = AA
Rating Explanation	High degree of safety and very low credit risk
Date	08.12.2017

Rating Agency Name	ICRA
Rating	Short Term Rating = A1+
Rating Explanation	Very strong degree of safety and carry lowest credit risk
Date	08.12.2017

RBI DEFAULTERS' LIST STATUS

Subject's name is not enlisted as a defaulter in the publicly available RBI Defaulters' list.

EPF (Employee Provident Fund) DEFAULTERS' LIST STATUS

Subject's name is not enlisted as a defaulter in the publicly available EPF (Employee Provident Fund) Defaulters' list as of 31-03-2018.

DISCLAIMER : This Report is **PRIVATE & CONFIDENTIAL** and it is prepared at the request of and for its use by the Subscriber only. The Subscriber shall use the contents of the Report merely as an aid to its business. Mira Inform Private Limited ("MIPL") has collated information/data in the Report, which have not been verified unless otherwise specifically mentioned in the Report. The Subscriber shall independently verify the accuracy and correctness of the information/data before in any way acting upon the same. MIPL shall not be liable for any harm, injury, loss or damage caused to the Subscriber due to default by the Subscriber's debtors/beneficiaries in fulfilling their obligations of any nature whatsoever. This Report or any of its portion shall not be used as a documentary evidence or otherwise before any investigative agencies or forum of law. This Report is confidential and proprietary to MIPL. The Subscriber and/or any other person(s) may not reproduce, publish or disclose any of the contents of the Report to others without the express authorization of MIPL. This Report is prepared and issued to the Subscriber without any risk, responsibility or liability on the part of MIPL or its officials.

BIFR (Board for Industrial & Financial Reconstruction) LISTING STATUS

Subject's name is not listed as a Sick Unit in the publicly available BIFR (Board for Industrial & Financial Reconstruction) list as of 22.12.2018

IBBI (Insolvency and Bankruptcy Board of India) LISTING STATUS

Subject's name is not listed in the publicly available IBBI (Insolvency and Bankruptcy Board of India) list as of report date.

INFORMATION DENIED

Management Non-Cooperative (Tel. No.: 91-161-2670704)

LOCATIONS

Registered Office / Factory:	A-7, Focal Point, Phase-V, Ludhiana – 141010, Punjab, India
Tel. No.:	91-161-2670701 - 4
Fax No.:	91-161-267070
E-Mail :	bindu@rockmaindustries.com info@rockmanindustries.com
Website :	http://www.rockmanindustries.com http://www.rockman.in
Corporate Office :	503, 5 th Floor, Rectangle 1, D4, Saket District Center, New Delhi -110017, India
Tel. No.:	91-11-43270701-05
E-Mail :	corporate@rockman.in
Factory 2 :	3/P-1, Sector 10, Sidukul, Haridwar - 249403 , Uttarakhand, India
Tel. No.:	91-1334-239811 - 14
Factory 3 :	Phase-8, Focal Point, Mangli Division, Ludhiana – 141007, Punjab, India
Tel. No.:	91-161-6671700
Factory 4 :	Plot No. 34, Sector 5, Phase II, HSIIDC Growth Centre, Bawal - 123501, Haryana, India
Tel. No.:	91-1284-269760
Factory 5 :	7/B Cheyyar Sipcot Industrial Estate, Chella Perumbulimedu, Cholavaram Post, Cheyyar Taluk, Thiruvannamalai District- 631701, Tamilnadu, India
Tel. No.:	91-44-24990423

DIRECTORS

DISCLAIMER : This Report is **PRIVATE & CONFIDENTIAL** and it is prepared at the request of and for its use by the Subscriber only. The Subscriber shall use the contents of the Report merely as an aid to its business. Mira Inform Private Limited ("MIPL") has collated information/data in the Report, which have not been verified unless otherwise specifically mentioned in the Report. The Subscriber shall independently verify the accuracy and correctness of the information/data before in any way acting upon the same. MIPL shall not be liable for any harm, injury, loss or damage caused to the Subscriber due to default by the Subscriber's debtors/beneficiaries in fulfilling their obligations of any nature whatsoever. This Report or any of its portion shall not be used as a documentary evidence or otherwise before any investigative agencies or forum of law. This Report is confidential and proprietary to MIPL. The Subscriber and/or any other person(s) may not reproduce, publish or disclose any of the contents of the Report to others without the express authorization of MIPL. This Report is prepared and issued to the Subscriber without any risk, responsibility or liability on the part of MIPL or its officials.

AS ON 31.03.2018

Name :	Mr. Suman Kant Munjal
Designation :	Managing Director
Address :	K-5, W12, Western Avenue, Sainik Farms, New Delhi-110062, India
Date of Birth/Age :	26.02.1953
Qualification :	B.Com
Date of Appointment :	10.01.1986
PAN No.:	ABMPM8075A
DIN No.:	00002803

Other Directorship:

CIN/FCRN	Company Name	Begin Date	End Date
U29230PB2008PTC046303	ROCKMAN INDUSTRIES CHENNAI PRIVATE LIMITED	04/09/2014	-
U70109HR2008PTC037985	SURVAM REAL ESTATE PRIVATE LIMITED	30/05/2008	-
U72900DL2008PTC179167	MY BOX TECHNOLOGIES PRIVATE LIMITED	04/07/2015	-
U28999DL2010PLC205966	HERO STEELS LIMITED	16/07/2010	-
U80901DL2011NPL226128	BML EDUCORP SERVICES	12/10/2011	-
U40101DL2012PTC243852	HERO FUTURE ENERGIES PRIVATE LIMITED	18/10/2012	-
U31908DL2015PTC281134	HERO ELECTRONIX PRIVATE LIMITED	04/06/2015	-
U93000DL2017PTC311123	SURVAM PRIVATE LIMITED	27/01/2017	-
U66020DL2018PLC333826	HALO GENERAL INSURANCE LIMITED	16/05/2018	-
U45200DL2008PLC175503	SURVAM INFRASTRUCTURE LIMITED	18/03/2008	-
U28990MH2007PTC173681	MOLDEX COMPOSITES PRIVATE LIMITED	13/07/2017	-
U40101HP2006PTC031389	BCM ENERGIES PRIVATE LIMITED	16/03/2006	-
U40101HP2006PTC031360	THAKURDEVI HYDRO PRIVATE LIMITED	07/08/2007	-
U34300DL1999PTC098851	ROCKMAN AUTO PRIVATE LIMITED	16/03/1999	-
U29195DL1998PTC095226	MUNJAL ACME PACKAGING SYSTEMS PRIVATE LIMITED	23/09/2010	-
U74899DL1995PTC065253	HERO CORPORATE SERVICE PRIVATE LIMITED	30/09/2010	-
L35911DL1984PLC017354	HERO MOTOCORP LIMITED	20/09/2010	-
U67120DL1981PTC331323	HERO INVESTCORP PRIVATE LIMITED	30/04/1993	-
U67120DL1979PTC236936	HERO INVESTMENTS PRIVATE LIMITED	23/03/1987	-
U65921DL1979PTC331322	BAHADUR CHAND INVESTMENTS PRIVATE LIMITED	30/09/2010	-
U72300KA1993PTC034929	TESSOLVE SEMICONDUCTOR PRIVATE LIMITED	19/09/2016	-

Name :	Mr. Sunil Kant Munjal
Designation :	Director
Address :	Kothi No. 1-A, Friends Colony West, New Delhi- 110065, India
Date of Birth/Age :	14.12.1957
Qualification :	Graduate
Date of Appointment :	29.05.2010
DIN No.:	00003902
Other Directorship:	

DISCLAIMER : This Report is **PRIVATE & CONFIDENTIAL** and it is prepared at the request of and for its use by the Subscriber only. The Subscriber shall use the contents of the Report merely as an aid to its business. Mira Inform Private Limited ("MIPL") has collated information/data in the Report, which have not been verified unless otherwise specifically mentioned in the Report. The Subscriber shall independently verify the accuracy and correctness of the information/data before in any way acting upon the same. MIPL shall not be liable for any harm, injury, loss or damage caused to the Subscriber due to default by the Subscriber's debtors/beneficiaries in fulfilling their obligations of any nature whatsoever. This Report or any of its portion shall not be used as a documentary evidence or otherwise before any investigative agencies or forum of law. This Report is confidential and proprietary to MIPL. The Subscriber and/or any other person(s) may not reproduce, publish or disclose any of the contents of the Report to others without the express authorization of MIPL. This Report is prepared and issued to the Subscriber without any risk, responsibility or liability on the part of MIPL or its officials.

CIN/FCRN	Company Name	Begin Date	End Date
U80901DL2011NPL226128	BML EDUCORP SERVICES	12/10/2011	-
U74999DL2017PTC316502	HERO INNOVATION VENTURES AND ENTERPRISEPRIVATE LIMITED	21/04/2017	-
U74999DL2016PTC309105	HERO CORPORATION PRIVATE LIMITED	13/12/2016	-
U40101DL2012PTC243852	HERO FUTURE ENERGIES PRIVATE LIMITED	18/10/2012	-
U51909DL2014PTC267515	DREAMSMITHS EXIM PRIVATE LIMITED	30/09/2015	-
U70109DL2006PTC152383	HERO REALTY PRIVATE LIMITED	23/08/2006	-
U93000DL2015NPL288560	MANAGEMENT & ENTREPRENEURSHIP AND PROFESSIONAL SKILLS COUNCIL	22/11/2016	-
U67190DL2016PTC300149	HERO HOMES FINANCE PRIVATE LIMITED	21/05/2016	-
U28999DL2010PLC205966	HERO STEELS LIMITED	15/02/2016	-
U70200DL2010PTC203301	HERO REALTY AND INFRA PRIVATE LIMITED	28/05/2010	-
U67120DL2008PTC182673	BML INVESTMENTS PRIVATE LIMITED	01/09/2008	-
U66010DL2008PLC180044	HERO LIFE INSURANCE COMPANY LIMITED	25/06/2008	-
U80904DL2007PTC163580	HERO MINDMINE INSTITUTE PRIVATE LIMITED	17/05/2007	-
U80100TG1997NPL036631	INDIAN SCHOOL OF BUSINESS	19/06/2006	-
U45200DL2006PTC155088	VIKAS PARKS PRIVATE LIMITED	26/09/2017	-
U40101HP2006PTC031360	THAKURDEVI HYDRO PRIVATE LIMITED	16/02/2006	-
U99999UR1928NPL002455	INDIAN PUBLIC SCHOOLS SOCIETY	23/09/2017	-
L34300DL2005PLC139163	SHIVAM AUTOTECH LIMITED	14/02/2006	-
U74140DL2004PTC125438	HERO MANAGEMENT SERVICE PRIVATE LIMITED	16/08/2011	-
U74899DL1995PTC065253	HERO CORPORATE SERVICE PRIVATE LIMITED	09/02/1995	-
L74899DL1989PLC034923	DCM SHRIRAM LIMITED	13/05/2003	-
U67120DL1979PTC236936	HERO INVESTMENTS PRIVATE LIMITED	30/09/2010	-

Name : Mr. Pawan Munjal
Designation : Director
Address : B-109, Greater Kailash – I, New Delhi – 110048, India
Date of Birth/Age : 29.10.1954
Qualification : B. Tech
Date of Appointment : 10.09.2010
DIN No.: 00004223

Other Directorship:

CIN/FCRN	Company Name	Begin Date	End Date
U80100TG1997NPL036631	INDIAN SCHOOL OF BUSINESS	12/09/2016	-
U65921DL1979PTC331322	BAHADUR CHAND INVESTMENTS PRIVATE LIMITED	30/09/2010	-
U67120DL1979PTC236936	HERO INVESTMENTS PRIVATE LIMITED	22/09/1979	-
U67120DL1981PTC331323	HERO INVESTCORP PRIVATE LIMITED	30/09/2010	-
L35911DL1984PLC017354	HERO MOTOCORP LIMITED	01/04/1986	-
U74899DL1991PLC046774	HERO FINCORP LIMITED	16/12/1991	-
U29195DL1998PTC095226	MUNJAL ACME PACKAGING SYSTEMS PRIVATE LIMITED	30/09/2016	-
U14220MH2008PTC178417	PAN MINING PRIVATE LIMITED	31/01/2017	-

U40101DL2012PTC243852	HERO FUTURE ENERGIES PRIVATE LIMITED	18/10/2012	-
U74900DL2016PTC292864	COSMIC APA PRIVATE LIMITED	21/03/2016	-
Name : Mr. Rahul Munjal			
Designation : Director			
Address : B-109, Greater Kailash – I, New Delhi – 110048, India			
Date of Birth/Age : 14.01.1976			
Qualification : Degree in Economics			
Date of Appointment : 10.09.2010			
DIN No.: 00118339			
Other Directorship:			
CIN/FCRN	Company Name	Begin Date	End Date
U74999DL2018PTC337258	RKMFT PRIVATE LIMITED	07/08/2018	-
U74999DL2018PTC336265	RMFT PRIVATE LIMITED	09/07/2018	-
U40300DL2017PTC322516	HERO ROOFTOP ENERGY PRIVATE LIMITED	22/08/2017	-
U65192DL2016PLC301481	HERO HOUSING FINANCE LIMITED	16/06/2016	-
U40106DL2012PTC245031	CLEAN WIND POWER (DEVGARH) PRIVATE LIMITED	19/11/2012	-
U74899DL1995PLC066321	BHILWARA GREEN ENERGY LIMITED	24/01/2018	-
U72900DL2007PTC168442	PM INFOSOFT PRIVATE LIMITED	19/09/2007	-
U40300DL2013PTC255814	CLEAN WIND POWER (RATLAM) PRIVATE LIMITED	24/07/2013	-
U40109DL2007PTC171277	BM MUNJAL ENERGIES PRIVATE LIMITED	15/09/2016	-
U40108TG2009PTC065290	VAYU URJA BHARAT PRIVATE LIMITED	30/09/2015	-
U72300KA1993PTC034929	TESSOLVE SEMICONDUCTOR PRIVATE LIMITED	19/09/2016	-
U40300DL2013PTC253648	CLEAN SOLAR POWER (HIRIYUR) PRIVATE LIMITED	30/03/2018	-
U40106DL2013PTC250501	HERO SOLAR ENERGY PRIVATE LIMITED	09/04/2013	-
U40300DL2013PTC251839	HERO WIND ENERGY PRIVATE LIMITED	09/05/2013	-
U40101DL2012PTC243852	HERO FUTURE ENERGIES PRIVATE LIMITED	01/01/2013	-
Name : Mr. Sanjay Tandon			
Designation : Director			
Address : House No 1636, Sector 18 D, Chandigarh – 160018, India			
Date of Birth/Age : 10.09.1963			
Qualification : Chartered Accountant and Cost and Management Accountant			
Date of Appointment : 27.07.2007			
DIN No.: 00484699			
Other Directorship:			
CIN/FCRN	Company Name	Begin Date	End Date
U67120CH1995PTC017030	STAN PROFESSIONALS PRIVATE LIMITED	14/09/1995	-
U74999CH1995PTC016703	COMPETENT SYNERGIES PRIVATE LIMITED	01/10/2004	-
L40200DL1984GOI018976	GAIL (INDIA) LIMITED	23/09/2016	-
Name : Mr. Ujjwal Munjal			
Designation : Whole-Time Director			

Address :	K-5, W-12, Western Avenue, Sainik Farms, New Delhi - 110062, India		
Date of Birth/Age :	17.12.1978		
Qualification :	B.B.A.		
Pan No.:	ADQPM8085N		
Date of Appointment :	30.06.2008		
DIN No.:	01051972		
Other Directorship:			
CIN/FCRN	Company Name	Begin Date	End Date
U66020DL2018PLC333826	HALO GENERAL INSURANCE LIMITED	14/05/2018	-
U74999DL2018PTC333075	SURVAM CORPORATE SERVICES PRIVATE LIMITED	25/04/2018	-
U70100DL2011PTC229260	QUEEN BUILDING SOLUTIONS PRIVATE LIMITED	29/09/2012	-
U31908DL2015PTC281134	HERO ELECTRONIX PRIVATE LIMITED	04/06/2015	-
U40106DL2012PTC245031	CLEAN WIND POWER (DEVGARH) PRIVATE LIMITED	19/11/2012	-
U72900DL2013PTC262531	ZENATIX SOLUTIONS PRIVATE LIMITED	09/05/2018	-
U40300DL2013PTC261133	CLEAN SOLAR POWER (DHAR) PRIVATE LIMITED	27/11/2013	-
U40300DL2013PTC255124	CLEAN WIND POWER (PRATAPGARH) PRIVATE LIMITED	10/07/2013	-
U40300DL2013PTC255815	CLEAN WIND POWER (SATARA) PRIVATE LIMITED	24/07/2013	-
U40106DL2013PTC255428	CLEAN SOLAR POWER (CHITRADURGA) PRIVATE LIMITED	16/07/2013	-
U40300DL2013PTC255814	CLEAN WIND POWER (RATLAM) PRIVATE LIMITED	24/07/2013	-
U40300DL2013PTC255351	CLEAN WIND POWER (ANANTAPUR) PRIVATE LIMITED	15/07/2013	-
U40101DL2013PTC261607	RAJKOT (GUJARAT) SOLAR ENERGY PRIVATE LIMITED	05/12/2013	-
U40106DL2013PTC250501	HERO SOLAR ENERGY PRIVATE LIMITED	09/04/2013	-
U40300DL2013PTC251839	HERO WIND ENERGY PRIVATE LIMITED	09/05/2013	-
U72900DL2008PTC179167	MY BOX TECHNOLOGIES PRIVATE LIMITED	04/07/2015	-
U70109HR2008PTC037985	SURVAM REAL ESTATE PRIVATE LIMITED	30/05/2008	-
U45200DL2008PLC175503	SURVAM INFRASTRUCTURE LIMITED	18/03/2008	-
U28990MH2007PTC173681	MOLDEX COMPOSITES PRIVATE LIMITED	13/07/2017	-
U67190DL2007PTC164182	SURVAM INVESTMENTS PRIVATE LIMITED	30/05/2007	-
U40101HP2006PTC031360	THAKURDEVI HYDRO PRIVATE LIMITED	16/02/2006	-
U72300KA1993PTC034929	TESSOLVE SEMICONDUCTOR PRIVATE LIMITED	19/09/2016	-
Name :	Mr. Sridhar Venkiteswaran		
Designation :	Director		
Address :	B22, 1st Floor, Pamposh Enclave, New Delhi-110048, India		
Date of Birth/Age :	07.07.1966		
Qualification :	Post Graduate in Business Management		
Date of Appointment :	12.07.2011		
DIN No.:	03499271		

DISCLAIMER : This Report is **PRIVATE & CONFIDENTIAL** and it is prepared at the request of and for its use by the Subscriber only. The Subscriber shall use the contents of the Report merely as an aid to its business. Mira Inform Private Limited ("MIPL") has collated information/data in the Report, which have not been verified unless otherwise specifically mentioned in the Report. The Subscriber shall independently verify the accuracy and correctness of the information/data before in any way acting upon the same. MIPL shall not be liable for any harm, injury, loss or damage caused to the Subscriber due to default by the Subscriber's debtors/beneficiaries in fulfilling their obligations of any nature whatsoever. This Report or any of its portion shall not be used as a documentary evidence or otherwise before any investigative agencies or forum of law. This Report is confidential and proprietary to MIPL. The Subscriber and/or any other person(s) may not reproduce, publish or disclose any of the contents of the Report to others without the express authorization of MIPL. This Report is prepared and issued to the Subscriber without any risk, responsibility or liability on the part of MIPL or its officials.

Name :	Mr. Arvind Kumar Gupta		
Designation :	Wholetime Director		
Address :	H.No.-732, Near Mother Dairy, Sector-31 Gurugram – 122001, Haryana, India		
Date of Birth/Age :	06.12.1959		
Date of Appointment :	21.02.2017		
DIN No.:	06827992		
Other Directorship:			
CIN/FCRN	Company Name	Begin Date	End Date
U72900MH2000PTC125592	UGAM SOLUTIONS PRIVATE LIMITED	29/10/2018	-
L27104TN1959PLC003849	HINDUJA FOUNDRIES LIMITED	20/07/2011	-
U32204DL1985PTC020988	LIFELONG INDIA PRIVATE LIMITED	27/09/2012	-
U93030MH2007PTC169804	OC & C STRATEGY CONSULTANTS INDIA PRIVATE LIMITED	28/09/2012	-
U29230PB2008PTC046303	ROCKMAN INDUSTRIES CHENNAI PRIVATE LIMITED	03/07/2017	-
U64200MH2008PTC182064	UGAM SOLUTIONS SEZ PRIVATE LIMITED	29/10/2018	-
U72900DL2008PTC179167	MY BOX TECHNOLOGIES PRIVATE LIMITED	04/07/2015	-
U74999MH2012PTC231883	AGR KNOWLEDGE SERVICES PRIVATE LIMITED	25/10/2018	-
Name :	Kavita Venugopal		
Designation :	Director		
Address :	9B, Jiwani, 11 LD Ruparel Marg, Mumbai - 400006, Maharashtra, India		
Date of Appointment :	02.09.2016		
DIN No.:	07551521		
Other Directorship:			
CIN/FCRN	Company Name	Begin Date	End Date
U27300HR1991PTC031378	A G INDUSTRIES PVT LTD	30/09/2017	-

MAJOR SHAREHOLDERS / SHAREHOLDING PATTERN

AS ON 31.03.2018

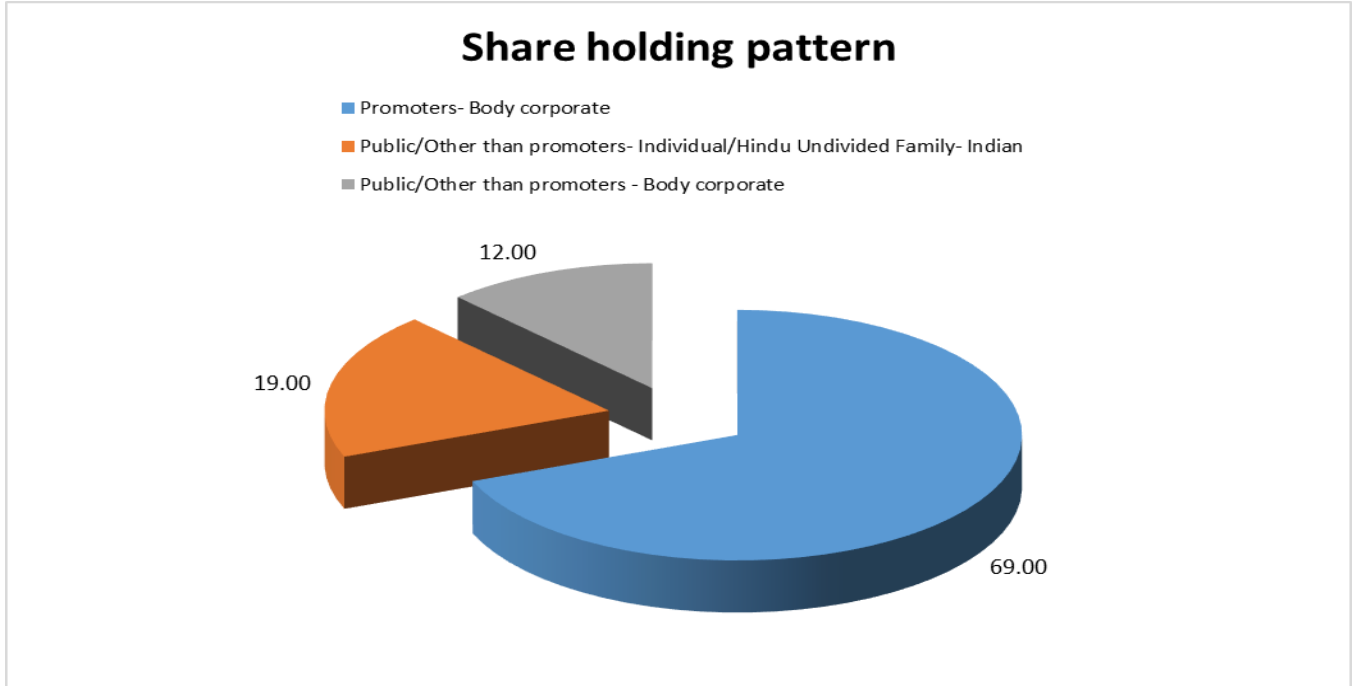
Names of Shareholders	No. of Shares
Suman Kant Munjal	960000
Pawan Kant Munjal	960000
Hero Investcorp Private Limited, India	10458182
Renu Munjal	576000
Abhimanyu Munjal	192000
Rahul Munjal	192000
Bahadur Chand Investments Private Limited, India	909091
Munjal Acme Packaging System Private Limited, India	909091
Total	15156364

Equity Share Break up (Percentage of Total Equity)

AS ON 11.07.2018

Category	Percentage
Promoters- Body corporate	69.00
Public/Other than promoters- Individual/Hindu Undivided Family- Indian	19.00
Public/Other than promoters - Body corporate	12.00
Total	100.00

DISCLAIMER : This Report is **PRIVATE & CONFIDENTIAL** and it is prepared at the request of and for its use by the Subscriber only. The Subscriber shall use the contents of the Report merely as an aid to its business. Mira Inform Private Limited ("MIPL") has collated information/data in the Report, which have not been verified unless otherwise specifically mentioned in the Report. The Subscriber shall independently verify the accuracy and correctness of the information/data before in any way acting upon the same. MIPL shall not be liable for any harm, injury, loss or damage caused to the Subscriber due to default by the Subscriber's debtors/beneficiaries in fulfilling their obligations of any nature whatsoever. This Report or any of its portion shall not be used as a documentary evidence or otherwise before any investigative agencies or forum of law. This Report is confidential and proprietary to MIPL. The Subscriber and/or any other person(s) may not reproduce, publish or disclose any of the contents of the Report to others without the express authorization of MIPL. This Report is prepared and issued to the Subscriber without any risk, responsibility or liability on the part of MIPL or its officials.



BUSINESS DETAILS

Line of Business :	Manufacturing and Sales of Automotive Components including Aluminium die casting components, machined and painted assemblies, alloy wheels and two wheeler chains. [Registered Activity]		
Products / Services :	Name and Description of main products / services	NIC Code of the Product/service	
	Manufacturing of parts and accessories for motor vehicles	2930	
Brand Names :	Not Available		
Agencies Held :	Not Available		
Exports :	Not Available		
Imports :	Not Available		
Terms :	Not Divulged		

PRODUCTION STATUS – (NOT AVAILABLE)

DISCLAIMER : This Report is **PRIVATE & CONFIDENTIAL** and it is prepared at the request of and for its use by the Subscriber only. The Subscriber shall use the contents of the Report merely as an aid to its business. Mira Inform Private Limited ("MIPL") has collated information/data in the Report, which have not been verified unless otherwise specifically mentioned in the Report. The Subscriber shall independently verify the accuracy and correctness of the information/data before in any way acting upon the same. MIPL shall not be liable for any harm, injury, loss or damage caused to the Subscriber due to default by the Subscriber's debtors/beneficiaries in fulfilling their obligations of any nature whatsoever. This Report or any of its portion shall not be used as a documentary evidence or otherwise before any investigative agencies or forum of law. This Report is confidential and proprietary to MIPL. The Subscriber and/or any other person(s) may not reproduce, publish or disclose any of the contents of the Report to others without the express authorization of MIPL. This Report is prepared and issued to the Subscriber without any risk, responsibility or liability on the part of MIPL or its officials.

GENERAL INFORMATION

Suppliers :	Reference :	Not Divulged	
	Name of the Person :	--	
	Contact No.:	--	
	Since How Long Known :	--	
	Maximum Limit Dealt :	--	
	Experience :	--	
	Remark:	--	
Customers :	Reference :	Not Divulged	
	Name of the Person :	--	
	Contact No.:	--	
	Since How Long Known :	--	
	Maximum Limit Dealt :	--	
	Experience :	--	
	Remark:	--	
No. of Employees :	Information denied by the management		
Bankers :	Banker Name :	Punjab National Bank	
	Branch :	Miller Ganj, Ludhiana – 141003, Punjab, India	
	Person Name (With Designation) :	--	
	Contact Number :	--	
	Name of Account Holder :	--	
	Account Number :	--	
	Account Since (Date/Year of Account Opening) :	--	
	Average Balance Maintained :	--	
	Credit Facilities Enjoyed (CC/OD/Term Loan) :	--	
	Account Operation :	--	
Remark :	--		
Facilities :	(INR In Million)		
	SECURED LOAN	As on 31.03.2018	As on 31.03.2017
	LONG TERM BORROWING		
	Rupee term loans from banks	100.400	235.900
	SHORT TERM BORROWING		

DISCLAIMER : This Report is **PRIVATE & CONFIDENTIAL** and it is prepared at the request of and for its use by the Subscriber only. The Subscriber shall use the contents of the Report merely as an aid to its business. Mira Inform Private Limited ("MIPL") has collated information/data in the Report, which have not been verified unless otherwise specifically mentioned in the Report. The Subscriber shall independently verify the accuracy and correctness of the information/data before in any way acting upon the same. MIPL shall not be liable for any harm, injury, loss or damage caused to the Subscriber due to default by the Subscriber's debtors/beneficiaries in fulfilling their obligations of any nature whatsoever. This Report or any of its portion shall not be used as a documentary evidence or otherwise before any investigative agencies or forum of law. This Report is confidential and proprietary to MIPL. The Subscriber and/or any other person(s) may not reproduce, publish or disclose any of the contents of the Report to others without the express authorization of MIPL. This Report is prepared and issued to the Subscriber without any risk, responsibility or liability on the part of MIPL or its officials.

	Working capital loans from banks	0.000	100.700
	Total	100.400	336.600

Auditors :	
Name :	MSKA and Associates Chartered Accountants
Address :	The Palm Spring Plaza, sector 54, Golf Course, Gurugram, Haryana, India
PAN N Income-tax PAN of auditor or auditor's firm :	AACFK3470E
Memberships :	Not Available
Collaborators :	Not Available
Holding Company :	Hero Investcorp Private Limited U67120DL1981PTC331323
Subsidiary Company :	<ul style="list-style-type: none"> • Rockman Industries Chennai Private Limited U29230PB2008PTC046303 • Moldex Composites Private Limited U28990MH2007PTC173681 • Hero Electronix Private Limited U31908DL2015PTC281134
Enterprises which are owned, or have significant influence of or are partners with Key management personnel and their relatives :	<ul style="list-style-type: none"> • Hero Motocorp Limited L35911DL1984PLC017354 • Hero Corporate Service Private Limited U74899DL1995PTC065253 • Hero Steels Limited U28999DL2010PLC205966 • Hero Mindmine Institute Private Limited U80904DL2007PTC163580 • BML Educorp Services U80901DL2011NPL226128 • Hero Future Energies Private Limited U40101DL2012PTC243852 • Rockman Employees Gratuity Trust • Rockman Employees Superannuation Fund Trust

CAPITAL STRUCTURE

AS ON 31.03.2018

Authorised Capital :

No. of Shares	Type	Value	Amount
16000000	Equity Shares	INR 10/- each	INR 160.000 Million

Issued, Subscribed & Paid-up Capital :

No. of Shares	Type	Value	Amount
15156364	Equity Shares	INR 10/- each	INR 151.564 Million

FINANCIAL DATA
[all figures are INR Million]

ABRIDGED BALANCE SHEET – STANDALONE

SOURCES OF FUNDS	31.03.2018	31.03.2017	31.03.2016
I. EQUITY AND LIABILITIES			
(1) Shareholders' Funds			
(a) Share Capital	151.564	151.564	151.564
(b) Reserves & Surplus	9855.100	8586.200	7332.800
(c) Money received against share warrants	0.000	0.000	0.000
(2) Share Application money pending allotment	0.000	0.000	0.000
Total Shareholders' Funds (1) + (2)	10006.664	8737.764	7484.364
(3) Non-Current Liabilities			
(a) long-term borrowings	100.400	235.900	483.200
(b) Deferred tax liabilities (Net)	0.000	0.000	0.000
(c) Other long term liabilities	15.800	158.200	8.200
(d) long-term provisions	44.600	20.800	14.000
Total Non-current Liabilities (3)	160.800	414.900	505.400
(4) Current Liabilities			
(a) Short term borrowings	0.000	127.200	9.500
(b) Trade payables	1758.536	1906.036	1644.536
(c) Other current liabilities	849.600	544.000	993.700
(d) Short-term provisions	7.600	3.600	9.500
Total Current Liabilities (4)	2615.736	2580.836	2657.236
TOTAL	12783.200	11733.500	10647.000
II. ASSETS			
(1) Non-current assets			
(a) Fixed Assets			
(i) Tangible assets	4213.100	4302.300	4553.500
(ii) Intangible Assets	17.100	14.800	13.400
(iii) Capital work-in-progress	212.500	66.500	6.700
(iv) Intangible assets under development	0.000	0.000	0.000
(b) Non-current Investments	2217.300	2190.000	1015.300
(c) Deferred tax assets (net)	49.400	162.100	306.700
(d) Long-term Loan and Advances	363.000	138.200	56.900

DISCLAIMER : This Report is **PRIVATE & CONFIDENTIAL** and it is prepared at the request of and for its use by the Subscriber only. The Subscriber shall use the contents of the Report merely as an aid to its business. Mira Inform Private Limited ("MIPL") has collated information/data in the Report, which have not been verified unless otherwise specifically mentioned in the Report. The Subscriber shall independently verify the accuracy and correctness of the information/data before in any way acting upon the same. MIPL shall not be liable for any harm, injury, loss or damage caused to the Subscriber due to default by the Subscriber's debtors/beneficiaries in fulfilling their obligations of any nature whatsoever. This Report or any of its portion shall not be used as a documentary evidence or otherwise before any investigative agencies or forum of law. This Report is confidential and proprietary to MIPL. The Subscriber and/or any other person(s) may not reproduce, publish or disclose any of the contents of the Report to others without the express authorization of MIPL. This Report is prepared and issued to the Subscriber without any risk, responsibility or liability on the part of MIPL or its officials.

(e) Other Non-current assets	232.600	14.000	45.900
Total Non-Current Assets	7305.000	6887.900	5998.400
(2) Current assets			
(a) Current investments	155.200	160.100	120.100
(b) Inventories	1215.400	1145.600	1207.600
(c) Trade receivables	3216.300	3010.600	2698.700
(d) Cash and cash equivalents	168.300	98.700	120.500
(e) Short-term loans and advances	1.700	1.300	0.100
(f) Other current assets	721.300	429.300	501.600
Total Current Assets	5478.200	4845.600	4648.600
TOTAL	12783.200	11733.500	10647.000

PROFIT & LOSS ACCOUNT – STANDALONE

	PARTICULARS	31.03.2018	31.03.2017	31.03.2016
	SALES			
	Income	22953.600	22117.400	22769.500
	Other Income	103.300	71.600	33.700
	TOTAL	23056.900	22189.000	22803.200
Less	EXPENSES			
	Cost of Materials Consumed	15790.800	14521.500	14803.100
	Changes in inventories of finished goods, work-in-progress and Stock-in-Trade	(83.400)	(142.000)	67.100
	Employees benefits expense	1605.400	1505.600	1434.300
	Other expenses	3011.400	3686.500	3925.600
	TOTAL	20324.200	19571.600	20230.100
	PROFIT/ (LOSS) BEFORE INTEREST, TAX, DEPRECIATION AND AMORTISATION	2732.700	2617.400	2573.100
Less	FINANCIAL EXPENSES	35.400	66.000	97.300
	PROFIT / (LOSS) BEFORE TAX, DEPRECIATION AND AMORTISATION	2697.300	2551.400	2475.800
Less	DEPRECIATION/ AMORTISATION	732.600	726.700	707.000
	PROFIT/ (LOSS) BEFORE TAX	1964.700	1824.700	1768.800

DISCLAIMER : This Report is **PRIVATE & CONFIDENTIAL** and it is prepared at the request of and for its use by the Subscriber only. The Subscriber shall use the contents of the Report merely as an aid to its business. Mira Inform Private Limited ("MIPL") has collated information/data in the Report, which have not been verified unless otherwise specifically mentioned in the Report. The Subscriber shall independently verify the accuracy and correctness of the information/data before in any way acting upon the same. MIPL shall not be liable for any harm, injury, loss or damage caused to the Subscriber due to default by the Subscriber's debtors/beneficiaries in fulfilling their obligations of any nature whatsoever. This Report or any of its portion shall not be used as a documentary evidence or otherwise before any investigative agencies or forum of law. This Report is confidential and proprietary to MIPL. The Subscriber and/or any other person(s) may not reproduce, publish or disclose any of the contents of the Report to others without the express authorization of MIPL. This Report is prepared and issued to the Subscriber without any risk, responsibility or liability on the part of MIPL or its officials.

Less	TAX	550.600	523.800	502.000
	PROFIT/ (LOSS) AFTER TAX	1414.100	1300.900	1266.800
	IMPORTS			
	Raw Materials	3715.900	3114.400	3073.900
	TOTAL IMPORTS	3715.900	3114.400	3073.900
	Earnings / (Loss) Per Share (INR)	93.30	85.83	83.58

CURRENT MATURITIES OF LONG TERM DEBT DETAILS

Particulars	31.03.2018	31.03.2017	31.03.2016
Current Maturities of Long term debt	50.200	165.900	397.400
Cash generated from operations	NA	NA	NA
Net cash flows from (used in) operations	2341.000	2571.700	2503.900

KEY RATIOS

EFFICIENCY RATIOS

PARTICULARS	31.03.2018	31.03.2017	31.03.2016
Average Collection Days (Sundry Debtors / Income * 365 Days)	51.14	49.68	43.26
Account Receivables Turnover (Income / Sundry Debtors)	7.14	7.35	8.44
Average Payment Days (Sundry Creditors / Purchases * 365 Days)	40.65	47.91	40.55
Inventory Turnover (Operating Income / Inventories)	2.25	2.28	2.13
Asset Turnover (Operating Income / Net Fixed Assets)	0.62	0.60	0.56

LEVERAGE RATIOS

PARTICULARS	31.03.2018	31.03.2017	31.03.2016
Debt Ratio ((Borrowing + Current Liabilities) / Total Assets)	0.22	0.25	0.33

DISCLAIMER : This Report is **PRIVATE & CONFIDENTIAL** and it is prepared at the request of and for its use by the Subscriber only. The Subscriber shall use the contents of the Report merely as an aid to its business. Mira Inform Private Limited ("MIPL") has collated information/data in the Report, which have not been verified unless otherwise specifically mentioned in the Report. The Subscriber shall independently verify the accuracy and correctness of the information/data before in any way acting upon the same. MIPL shall not be liable for any harm, injury, loss or damage caused to the Subscriber due to default by the Subscriber's debtors/beneficiaries in fulfilling their obligations of any nature whatsoever. This Report or any of its portion shall not be used as a documentary evidence or otherwise before any investigative agencies or forum of law. This Report is confidential and proprietary to MIPL. The Subscriber and/or any other person(s) may not reproduce, publish or disclose any of the contents of the Report to others without the express authorization of MIPL. This Report is prepared and issued to the Subscriber without any risk, responsibility or liability on the part of MIPL or its officials.

Debt Equity Ratio (Total Liability / Networth)	0.02	0.06	0.12
Current Liabilities to Networth (Current Liabilities / Net Worth)	0.26	0.30	0.36
Fixed Assets to Networth (Net Fixed Assets / Networth)	0.44	0.50	0.61
Interest Coverage Ratio (PBIT / Financial Charges)	77.19	39.66	26.45

PROFITABILITY RATIOS

PARTICULARS		31.03.2018	31.03.2017	31.03.2016
Net Profit Margin ((PAT / Sales) * 100)	%	6.16	5.88	5.56
Return on Total Assets ((PAT / Total Assets) * 100)	%	11.06	11.09	11.90
Return on Investment (ROI) ((PAT / Networth) * 100)	%	14.13	14.89	16.93

SOLVENCY RATIOS

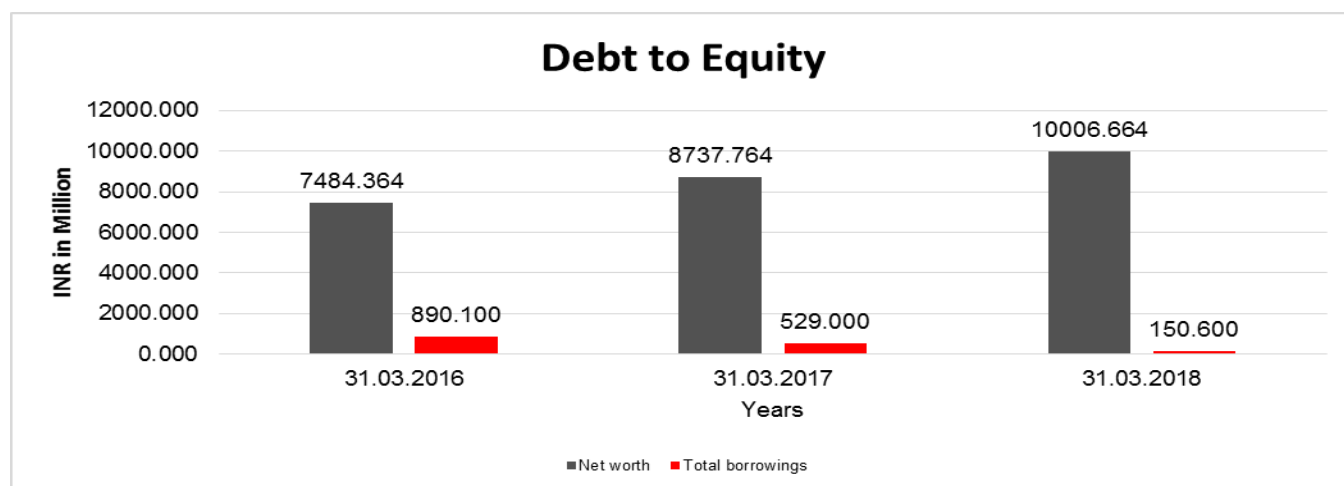
PARTICULARS		31.03.2018	31.03.2017	31.03.2016
Current Ratio (Current Assets / Current Liabilities)		2.09	1.88	1.75
Quick Ratio ((Current Assets - Inventories) / Current Liabilities)		1.63	1.43	1.29
G-Score Ratio Financial (Networth / Total Assets)		0.78	0.74	0.70
G-Score Ratio Debt (Debts / Equity Capital)		0.99	3.49	5.87
G-Score Ratio Liquidity (Total Current Assets / Total Current Liabilities)		2.09	1.88	1.75

Total Liability = Short-term Debt + Long-term Debt + Current Maturities of Long-term debts

FINANCIAL ANALYSIS
[all figures are INR Million]

DEBT EQUITY RATIO

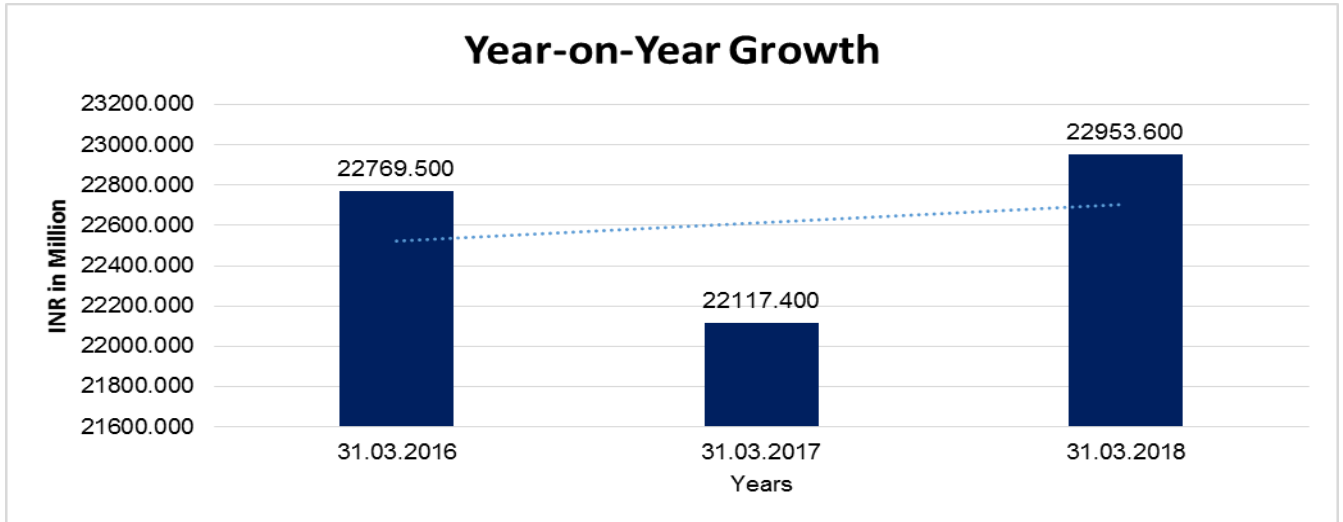
Particular	31.03.2016	31.03.2017	31.03.2018
	INR In Million	INR In Million	INR In Million
Share Capital	151.564	151.564	151.564
Reserves & Surplus	7332.800	8586.200	9855.100
Share Application money pending allotment	0.000	0.000	0.000
Net worth	7484.364	8737.764	10006.664
long-term borrowings	483.200	235.900	100.400
Short term borrowings	9.500	127.200	0.000
Current Maturities of Long term debt	397.400	165.900	50.200
Total borrowings	890.100	529.000	150.600
Debt/Equity ratio	0.119	0.061	0.015



YEAR-ON-YEAR GROWTH

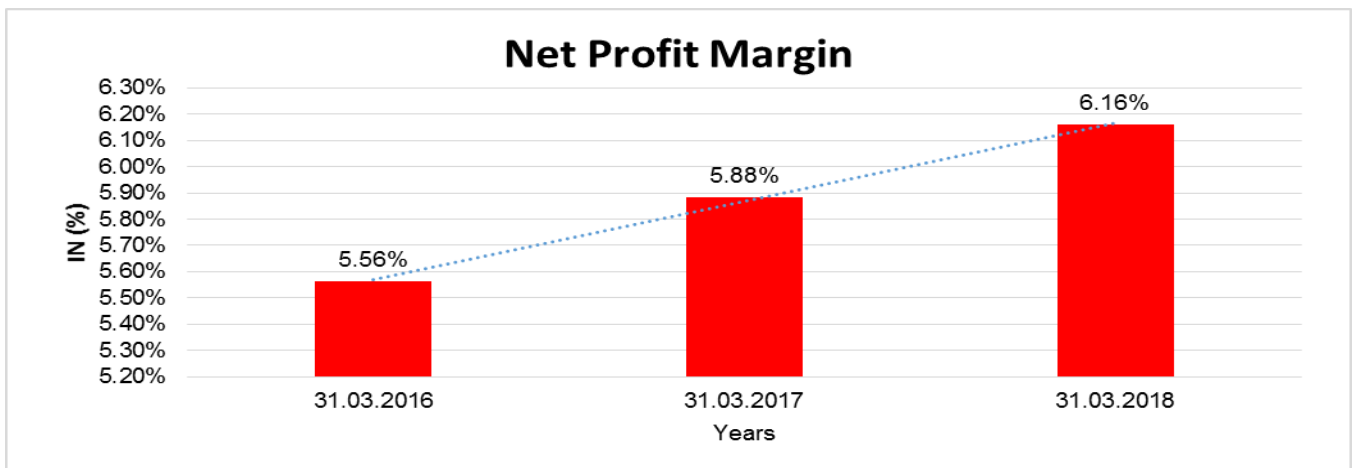
Year on Year Growth	31.03.2016	31.03.2017	31.03.2018
	INR In Million	INR In Million	INR In Million
Sales	22769.500	22117.400	22953.600
		(2.864)	3.781

DISCLAIMER : This Report is **PRIVATE & CONFIDENTIAL** and it is prepared at the request of and for its use by the Subscriber only. The Subscriber shall use the contents of the Report merely as an aid to its business. Mira Inform Private Limited ("MIPL") has collated information/data in the Report, which have not been verified unless otherwise specifically mentioned in the Report. The Subscriber shall independently verify the accuracy and correctness of the information/data before in any way acting upon the same. MIPL shall not be liable for any harm, injury, loss or damage caused to the Subscriber due to default by the Subscriber's debtors/beneficiaries in fulfilling their obligations of any nature whatsoever. This Report or any of its portion shall not be used as a documentary evidence or otherwise before any investigative agencies or forum of law. This Report is confidential and proprietary to MIPL. The Subscriber and/or any other person(s) may not reproduce, publish or disclose any of the contents of the Report to others without the express authorization of MIPL. This Report is prepared and issued to the Subscriber without any risk, responsibility or liability on the part of MIPL or its officials.



NET PROFIT MARGIN

Net Profit Margin	31.03.2016	31.03.2017	31.03.2018
	INR In Million	INR In Million	INR In Million
Sales	22769.500	22117.400	22953.600
Profit	1266.800	1300.900	1414.100
	5.56%	5.88%	6.16%



DISCLAIMER : This Report is **PRIVATE & CONFIDENTIAL** and it is prepared at the request of and for its use by the Subscriber only. The Subscriber shall use the contents of the Report merely as an aid to its business. Mira Inform Private Limited ("MIPL") has collated information/data in the Report, which have not been verified unless otherwise specifically mentioned in the Report. The Subscriber shall independently verify the accuracy and correctness of the information/data before in any way acting upon the same. MIPL shall not be liable for any harm, injury, loss or damage caused to the Subscriber due to default by the Subscriber's debtors/beneficiaries in fulfilling their obligations of any nature whatsoever. This Report or any of its portion shall not be used as a documentary evidence or otherwise before any investigative agencies or forum of law. This Report is confidential and proprietary to MIPL. The Subscriber and/or any other person(s) may not reproduce, publish or disclose any of the contents of the Report to others without the express authorization of MIPL. This Report is prepared and issued to the Subscriber without any risk, responsibility or liability on the part of MIPL or its officials.

ABRIDGED BALANCE SHEET – (CONSOLIDATED)

SOURCES OF FUNDS		31.03.2018	31.03.2017
I. EQUITY AND LIABILITIES			
(1) Shareholders' Funds			
(a) Share Capital		151.564	151.564
(b) Reserves & Surplus		9193.700	8046.300
(c) Money received against share warrants		0.000	0.000
(2) Share Application money pending allotment		0.000	0.000
(3) Non controlling interest		314.500	271.900
Total Shareholders' Funds (1) + (2)		9659.764	8469.764
(3) Non-Current Liabilities			
(a) long-term borrowings		266.400	460.200
(b) Deferred tax liabilities (Net)		20.200	0.000
(c) Other long term liabilities		394.200	447.000
(d) long-term provisions		54.000	22.400
Total Non-current Liabilities (3)		734.800	929.600
(4) Current Liabilities			
(a) Short term borrowings		168.200	290.200
(b) Trade payables		1853.636	1994.136
(c) Other current liabilities		1047.600	750.200
(d) Short-term provisions		8.000	9.100
Total Current Liabilities (4)		3077.436	3043.636
TOTAL		13472.000	12443.000
II. ASSETS			
(1) Non-current assets			
(a) Fixed Assets			
(i) Tangible assets		4978.800	4988.400
(ii) Intangible Assets		244.900	326.500
(iii) Capital work-in-progress		230.400	99.000
(iv) Intangible assets under development		0.000	0.000
(v) Goodwill		559.500	559.500
(b) Non-current Investments		1327.800	1117.800
(c) Deferred tax assets (net)		0.000	55.800
(d) Long-term Loan and Advances		67.900	66.700

DISCLAIMER : This Report is **PRIVATE & CONFIDENTIAL** and it is prepared at the request of and for its use by the Subscriber only. The Subscriber shall use the contents of the Report merely as an aid to its business. Mira Inform Private Limited ("MIPL") has collated information/data in the Report, which have not been verified unless otherwise specifically mentioned in the Report. The Subscriber shall independently verify the accuracy and correctness of the information/data before in any way acting upon the same. MIPL shall not be liable for any harm, injury, loss or damage caused to the Subscriber due to default by the Subscriber's debtors/beneficiaries in fulfilling their obligations of any nature whatsoever. This Report or any of its portion shall not be used as a documentary evidence or otherwise before any investigative agencies or forum of law. This Report is confidential and proprietary to MIPL. The Subscriber and/or any other person(s) may not reproduce, publish or disclose any of the contents of the Report to others without the express authorization of MIPL. This Report is prepared and issued to the Subscriber without any risk, responsibility or liability on the part of MIPL or its officials.

(e) Other Non-current assets		255.000	19.000
Total Non-Current Assets		7664.300	7232.700
(2) Current assets			
(a) Current investments		155.200	160.100
(b) Inventories		1361.800	1280.200
(c) Trade receivables		3375.600	3208.900
(d) Cash and cash equivalents		177.000	103.600
(e) Short-term loans and advances		1.800	5.400
(f) Other current assets		736.300	452.100
Total Current Assets		5807.700	5210.300
TOTAL		13472.000	12443.000

PROFIT & LOSS ACCOUNT- (CONSOLIDATED)

PARTICULARS		31.03.2018	31.03.2017
SALES			
Income		23673.800	22697.600
Other Income		233.800	77.600
TOTAL		23907.600	22775.200
Less EXPENSES			
Cost of Materials Consumed		16048.800	14529.900
Changes in inventories of finished goods, work-in-progress and Stock-in-Trade		(72.900)	(167.100)
Employees benefits expense		1753.500	1583.300
Other expenses		3279.600	4206.000
Share of profit(loss) of associates and joint ventures accounted for using equity method		(4.500)	(57.300)
TOTAL		21004.500	20094.800
PROFIT/ (LOSS) BEFORE INTEREST, TAX, DEPRECIATION AND AMORTISATION		2903.100	2680.400
Less FINANCIAL EXPENSES		73.800	110.000
PROFIT / (LOSS) BEFORE TAX, DEPRECIATION AND AMORTISATION		2829.300	2570.400
Less DEPRECIATION/ AMORTISATION		905.200	824.800

DISCLAIMER : This Report is **PRIVATE & CONFIDENTIAL** and it is prepared at the request of and for its use by the Subscriber only. The Subscriber shall use the contents of the Report merely as an aid to its business. Mira Inform Private Limited ("MIPL") has collated information/data in the Report, which have not been verified unless otherwise specifically mentioned in the Report. The Subscriber shall independently verify the accuracy and correctness of the information/data before in any way acting upon the same. MIPL shall not be liable for any harm, injury, loss or damage caused to the Subscriber due to default by the Subscriber's debtors/beneficiaries in fulfilling their obligations of any nature whatsoever. This Report or any of its portion shall not be used as a documentary evidence or otherwise before any investigative agencies or forum of law. This Report is confidential and proprietary to MIPL. The Subscriber and/or any other person(s) may not reproduce, publish or disclose any of the contents of the Report to others without the express authorization of MIPL. This Report is prepared and issued to the Subscriber without any risk, responsibility or liability on the part of MIPL or its officials.

	PROFIT/ (LOSS) BEFORE TAX		1924.100	1745.600
Less	TAX		514.200	508.500
	Share of profit(loss) of associates and joint ventures accounted for using equity method		(4.500)	57.300
	PROFIT/ (LOSS) AFTER TAX		1400.900	1237.100
	Earnings / (Loss) Per Share (INR)		92.43	81.62

LOCAL AGENCY FURTHER INFORMATION

Sr. No.	Check list by info agents	Available in Report (Yes/No)
1	Year of establishment	Yes
2	Constitution of the entity -Incorporation details	Yes
3	Locality of the entity	Yes
4	Premises details	No
5	Buyer visit details	--
6	Contact numbers	Yes
7	Name of the person contacted	No
8	Designation of contact person	No
9	Promoter's background	Yes
10	Date of Birth of Proprietor / Partners / Directors	Yes
11	Pan Card No. of Proprietor / Partners	Yes
12	Voter Id Card No. of Proprietor / Partners	No
13	Type of business	Yes
14	Line of Business	Yes
15	Export/import details (if applicable)	No
16	No. of employees	No
17	Details of sister concerns	Yes
18	Major suppliers	No
19	Major customers	No
20	Banking Details	Yes
21	Banking facility details	Yes
22	Conduct of the banking account	--
23	Financials, if provided	Yes
24	Capital in the business	Yes
25	Last accounts filed at ROC, if applicable	Yes
26	Turnover of firm for last three years	Yes
27	Reasons for variation <> 20%	--
28	Estimation for coming financial year	No

DISCLAIMER : This Report is **PRIVATE & CONFIDENTIAL** and it is prepared at the request of and for its use by the Subscriber only. The Subscriber shall use the contents of the Report merely as an aid to its business. Mira Inform Private Limited ("MIPL") has collated information/data in the Report, which have not been verified unless otherwise specifically mentioned in the Report. The Subscriber shall independently verify the accuracy and correctness of the information/data before in any way acting upon the same. MIPL shall not be liable for any harm, injury, loss or damage caused to the Subscriber due to default by the Subscriber's debtors/beneficiaries in fulfilling their obligations of any nature whatsoever. This Report or any of its portion shall not be used as a documentary evidence or otherwise before any investigative agencies or forum of law. This Report is confidential and proprietary to MIPL. The Subscriber and/or any other person(s) may not reproduce, publish or disclose any of the contents of the Report to others without the express authorization of MIPL. This Report is prepared and issued to the Subscriber without any risk, responsibility or liability on the part of MIPL or its officials.

29	Profitability for last three years	Yes
30	Major shareholders, if available	Yes
31	External Agency Rating, if available	No
32	Litigations that the firm/promoter involved in	--
33	Market information	--
34	Payments terms	No
35	Negative Reporting by Auditors in the Annual Report	No

BACKGROUND

Rockman Industries Limited, a public limited Company domiciled in India and incorporated under the provisions of the Companies Act, 1956 on 25 November 1981. Its registered and principal office of business is located at A-7 Focal Point, phase V Ludhiana Punjab 141010 India. The Company is primarily engaged in the business of manufacturing and sales of Automotive Components including Aluminium die casting components, machined & painted assemblies, alloy wheels and two wheeler chains.

INDEX OF CHARGE:

Charges Registered								
SN o	SRN	Charge Id	Charge Holder Name	Date of Creation	Date of Modification	Date of Satisfaction	Amount	Address
1	C11615077	10509447	PUNJAB NATIONAL BANK	26/06/2014	-	-	130000000.0	MILLER GANJLUDHIANAP B141003IN
2	C41458159	10487858	state bank of india	11/03/2014	30/12/2014	-	200000000.0	70, Ground Floor , Nehru PlaceCommercial BranchNew DelhiDL110019IN
3	C04534509	10478059	KOTAK MAHINDRA BANK LIMITED	18/02/2014	06/05/2014	-	500000000.0	7th Floor, Ambadeep Building,14 K .G. Marg,New DelhiDL110001IN
4	C04535134	10478058	KOTAK MAHINDRA BANK LIMITED	18/02/2014	06/05/2014	-	150000000.0	7th Floor, Ambadeep Building,14 K.G. Marg,New DelhiDL110001IN
5	B09280009	10145567	PUNJAB NATIONAL BANK	17/01/2009	07/03/2011	-	491900000.0	MILLER GANJLUDHIANAP B141003IN
6	C02379303	10138075	State Bank of India	28/11/2008	24/03/2014	-	400000000.0	State Bank of India70, Ground

DISCLAIMER : This Report is **PRIVATE & CONFIDENTIAL** and it is prepared at the request of and for its use by the Subscriber only. The Subscriber shall use the contents of the Report merely as an aid to its business. Mira Inform Private Limited ("MIPL") has collated information/data in the Report, which have not been verified unless otherwise specifically mentioned in the Report. The Subscriber shall independently verify the accuracy and correctness of the information/data before in any way acting upon the same. MIPL shall not be liable for any harm, injury, loss or damage caused to the Subscriber due to default by the Subscriber's debtors/beneficiaries in fulfilling their obligations of any nature whatsoever. This Report or any of its portion shall not be used as a documentary evidence or otherwise before any investigative agencies or forum of law. This Report is confidential and proprietary to MIPL. The Subscriber and/or any other person(s) may not reproduce, publish or disclose any of the contents of the Report to others without the express authorization of MIPL. This Report is prepared and issued to the Subscriber without any risk, responsibility or liability on the part of MIPL or its officials.

			India					Floor Nehru PlaceNew DelhiDL110019IN
7	G74095 605	104892 31	Punjab National Bank	12/03/2 014	-	11/01/20 18	250000000.0	Punjab National BankMiller Ganj, LudhianaLudhiana PB141003IN
8	G23684 848	103242 82	STANDAR D CHARTE RED BANK	09/12/2 011	24/12/201 4	15/11/20 16	636000000.0	(Acting as an Security Agent) CDU,NARAIN MANZIL, 23 BARAKHAMBA ROADNEW DELHIDL110001IN
9	G23685 753	103522 74	STANDAR D CHARTE RED BANK	09/04/2 012	-	15/11/20 16	200000000.0	CREDIT DOCUMENTATIO N UNITNARAIN MANZIL, 23 BARAKHAMBA ROADNEW DELHIDL110001IN
10	G19062 165	103522 72	STANDAR D CHARTE RED BANK	09/04/2 012	-	14/10/20 16	500000000.0	CREDIT DOCUMENTATIO N UNITNARAIN MANZIL, 23 BARAKHAMBA ROADNEW DELHIDL110001IN

FIXED ASSETS:

- Land
- Buildings
- Plant and equipment
- Motor vehicles
- Furniture and fixtures
- Vehicles
- Office equipment

PRESS RELEASE

ROCKMAN INDUSTRIES PICKS UP STAKE IN UK'S MCT ENGG

Rockman Industries, the auto-components arm of the USD 6 billion Hero Group, today said it has picked up a minority stake in UK's carbon composites manufacturer MCT Engineering for an undisclosed amount.

The acquisition is part of Rockman's strategy to expand footprint in European and US markets, the company said in a statement.

The stake has been acquired through Surat-based Moldex Composites, in which Rockman Industries holds a majority stake.

The company had last year forayed into carbon composites space by acquiring majority stake in the British-Indian enterprise Moldex Composites in a deal valued at around INR 1000.000 Million.

MCT Engineering is UK's specialist carbon composites manufacturer, producing components for automotive, motorsport and defence industries. Its clients include marquee motorsports and luxury car makers like Jaguar Land Rover and other British and European brands.

"Moldex Composites' strategic stake in MCT Engineering allows Rockman Industries to leverage the advanced technology and to expand presence in the global aerospace, motorsports and automotive businesses," Rockman Industries Chairman and Managing Director Suman Kant Munjal said.

Moldex Composites supplies composite components from India, with 99 per cent of output exported across the world to premier racing series in North America and other marquee automotive and motorsports customers in the UK and Europe.

The partnership complements MCT's existing capabilities by giving it access to Moldex's expertise in cost-effective advanced composites manufacturing as well as in-house design and production of patterns and moulds, the company said.

CMT REPORT (Corruption, Money Laundering & Terrorism]

The Public Notice information has been collected from various sources including but not limited to: **The Courts, India Prisons Service, Interpol, etc.**

1] INFORMATION ON DESIGNATED PARTY

No exist designating subject or any of its beneficial owners, controlling shareholders or senior officers as terrorist or terrorist organization or whom notice had been received that all financial transactions involving their assets have been blocked or convicted, found guilty or against whom a judgement or order had been entered in a proceedings for violating money-laundering, anti-corruption or bribery or international economic or anti-terrorism sanction laws or whose assets were seized, blocked, frozen or ordered forfeited for violation of money laundering or international anti-terrorism laws.

2] Court Declaration :

No records exist to suggest that subject is or was the subject of any formal or informal allegations, prosecutions or other official proceeding for making any prohibited payments or other improper payments to government officials for engaging in prohibited transactions or with designated parties.

3] Asset Declaration :

No records exist to suggest that the property or assets of the subject are derived from criminal conduct or a prohibited transaction.

4] Record on Financial Crime :

Charges or conviction registered against subject: **None**

5] Records on Violation of Anti-Corruption Laws :

Charges or investigation registered against subject: **None**

6] Records on Int'l Anti-Money Laundering Laws/Standards :

Charges or investigation registered against subject: **None**

7] Criminal Records

No available information exist that suggest that subject or any of its principals have been formally charged or convicted by a competent governmental authority for any financial crime or under any formal investigation by a competent government authority for any violation of anti-corruption laws or international anti-money laundering laws or standard.

8] Affiliation with Government :

No record exists to suggest that any director or indirect owners, controlling shareholders, director, officer or employee of the company is a government official or a family member or close business associate of a Government official.

9] Compensation Package :

Our market survey revealed that the amount of compensation sought by the subject is fair and reasonable and comparable to compensation paid to others for similar services.

10] Press Report :

No press reports / filings exists on the subject.

CORPORATE GOVERNANCE

MIRA INFORM as part of its Due Diligence do provide comments on Corporate Governance to identify management and governance. These factors often have been predictive and in some cases have created vulnerabilities to credit deterioration.

Our Governance Assessment focuses principally on the interactions between a company's management, its Board of Directors, Shareholders and other financial stakeholders.

CONTRAVENTION

Subject is not known to have contravened any existing local laws, regulations or policies that prohibit, restrict or otherwise affect the terms and conditions that could be included in the agreement with the subject.

FOREIGN EXCHANGE RATES

Currency	Unit	INR
US Dollar	1	INR 71.57
UK Pound	1	INR 90.26
Euro	1	INR 81.18

INFORMATION DETAILS

Information Gathered by :	PRT
Analysis Done by :	NIS
Report Prepared by :	JYO

SCORE FACTORS

DEMERIT POINTS		
--BANK CHARGES	YES/NO	YES
--LITIGATION	YES/NO	NO
--OTHER ADVERSE INFORMATION	YES/NO	NO
MERIT POINTS		
--SOLE DISTRIBUTORSHIP	YES/NO	NO
--EXPORT ACTIVITIES	YES/NO	NO
--AFFILIATION	YES/NO	YES
--LISTED	YES/NO	NO
--OTHER MERIT FACTORS	YES/NO	YES

RATING EXPLANATIONS

Credit Rating	Explanation	Rating Comments
A++	Minimum Risk	Business dealings permissible with minimum risk of default
A+	Low Risk	Business dealings permissible with low risk of default
A	Acceptable Risk	Business dealings permissible with moderate risk of default
B	Medium Risk	Business dealings permissible on a regular monitoring basis
C	Medium High Risk	Business dealings permissible preferably on secured basis
D	High Risk	Business dealing not recommended or on secured terms only
NB	New Business	No recommendation can be done due to business in infancy stage
NT	No Trace	No recommendation can be done as the business is not traceable

NB is stated where there is insufficient information to facilitate rating. However, it is not to be considered as unfavourable.

This score serves as a reference to assess SC's credit risk and to set the amount of credit to be extended. It is calculated from a composite of weighted scores obtained from each of the major sections of this report. The assessed factors are as follows:

- Financial condition covering various ratios
- Company background and operations size
- Promoters / Management background
- Payment record
- Litigation against the subject
- Industry scenario / competitor analysis
- Supplier / Customer / Banker review (wherever available)

DISCLAIMER : This Report is **PRIVATE & CONFIDENTIAL** and it is prepared at the request of and for its use by the Subscriber only. The Subscriber shall use the contents of the Report merely as an aid to its business. Mira Inform Private Limited ("MIPL") has collated information/data in the Report, which have not been verified unless otherwise specifically mentioned in the Report. The Subscriber shall independently verify the accuracy and correctness of the information/data before in any way acting upon the same. MIPL shall not be liable for any harm, injury, loss or damage caused to the Subscriber due to default by the Subscriber's debtors/beneficiaries in fulfilling their obligations of any nature whatsoever. This Report or any of its portion shall not be used as a documentary evidence or otherwise before any investigative agencies or forum of law. This Report is confidential and proprietary to MIPL. The Subscriber and/or any other person(s) may not reproduce, publish or disclose any of the contents of the Report to others without the express authorization of MIPL. This Report is prepared and issued to the Subscriber without any risk, responsibility or liability on the part of MIPL or its officials.