

MIRA INFORM REPORT

Report No. :	546189
Report Date :	24.12.2018

IDENTIFICATION DETAILS

Name :	ATOS INDIA PRIVATE LIMITED (w.e.f 28.09.2011)
Formerly Known As :	ATOS ORIGIN INDIA LIMITED (14.02.2001) ORIGIN INFORMATION TECHNOLOGY INDIA LIMITED (06.08.1996) ORIGIN TECHNOLOGY IN BUSINESS (INDIA) LIMITED (27.02.1991) UNIQUE DATAWARE SYSTEMS AND CONSULTANTS LIMITED UNIQUE DATAWARE SYSTEMS AND CONSULTANTS PRIVATE LIMITED
Registered Office :	10th Floor, Tower-B, HCC-247 Park, Lal Bahadur Shastri Marg, Vikhroli (West), Mumbai - 400083, Maharashtra
Tel. No.:	91-22-67333400
Country :	India
Financials (as on) :	31.12.2017
Date of Incorporation :	27.08.1983
CIN No.: [Company Identification No.]	U74140MH1983PTC030711
Capital Investment / Paid-up Capital :	INR 22.377 Million
IEC No.: [Import-Export Code No.]	2790000042
PAN No.: [Permanent Account No.]	AAACO2461J
GSTN : [Goods & Service Tax Registration No.]	24AAACO2461J1ZM – Gujarat 07AAACO2461J1ZI – Delhi 06AAACO2461J1ZK – Haryana 36AAACO2461J1ZH – Telangana 03AAACO2461J1ZQ – Punjab

DISCLAIMER : This Report is **PRIVATE & CONFIDENTIAL** and it is prepared at the request of and for its use by the Subscriber only. The Subscriber shall use the contents of the Report merely as an aid to its business. Mira Inform Private Limited ("MIPL") has collated information/data in the Report, which have not been verified unless otherwise specifically mentioned in the Report. The Subscriber shall independently verify the accuracy and correctness of the information/data before in any way acting upon the same. MIPL shall not be liable for any harm, injury, loss or damage caused to the Subscriber due to default by the Subscriber's debtors/beneficiaries in fulfilling their obligations of any nature whatsoever. This Report or any of its portion shall not be used as a documentary evidence or otherwise before any investigative agencies or forum of law. This Report is confidential and proprietary to MIPL. The Subscriber and/or any other person(s) may not reproduce, publish or disclose any of the contents of the Report to others without the express authorization of MIPL. This Report is prepared and issued to the Subscriber without any risk, responsibility or liability on the part of MIPL or its officials.

	04AAACO2461J1ZO – Chandigarh 29AAACO2461J1ZC – Karnataka 37AAACO2461J2ZE - Andhra Pradesh 23AAACO2461J1ZO - Madhya Pradesh 09AAACO2461J1ZE - Uttar Pradesh 27AAACO2461J1ZG – Maharashtra 20AAACO2461J1ZU – Jharkhand 33AAACO2461J2ZM - Tamil Nadu 19AAACO2461J1ZD - West Bengal
Legal Form :	Private Limited Liability Company
Line of Business :	The Company is primarily engaged in the business of Information Technology, Application Management, Consulting Services, Business Integration and Business Process Solutions, Security Solutions and Cloud Services. [Registered Activity]
No. of Employees :	Information denied by the management

RATING & COMMENTS

(Mira Inform has adopted New Rating mechanism w.e.f. 23rd January 2017)

MIRA's Rating : A+

Credit Rating	Explanation	Rating Comments
A+	Low Risk	Business dealings permissible with low risk of default

Status :	Excellent
Payment Behaviour :	Regular
Litigation :	Exist
Comments :	<p>Subject is a subsidiary of "Atos International B.V. (Netherlands)" incorporated in the year 1983 having excellent track record. It is engaged in development of computer software.</p> <p>As per financials of December 2017, revenue and profit of the company has slightly declined. However, it has been able to achieve good profit margin at 8.35% (approx.)</p> <p>The company possesses robust financial risk profile marked by strong net worth base along with debt free balance sheet and favorable gap between trade payables to its trade receivables.</p> <p>Rating continue to derive strength from its long and established track record of business operation and well experienced management team in software developing and processing industry along with strong support from its holding</p>

	<p>entity.</p> <p>Further the company has achieved remarkable earnings per share of INR 309.42 against its face value of INR 10.</p> <p>Payments terms seems to be regular and as per commitment.</p> <p>In view of aforesaid, the company can be considered for business dealings at usual trade terms and conditions.</p>
--	---

NOTES :

Any query related to this report can be made on e-mail : infodept@mirainform.com while quoting report number, name and date.

EXTERNAL AGENCY RATING

NOT AVAILABLE

RBI DEFAULTERS' LIST STATUS

Subject's name is not enlisted as a defaulter in the publicly available RBI Defaulters' list.

EPF (Employee Provident Fund) DEFAULTERS' LIST STATUS

Subject's name is not enlisted as a defaulter in the publicly available EPF (Employee Provident Fund) Defaulters' list as of 31-03-2018.

BIFR (Board for Industrial & Financial Reconstruction) LISTING STATUS

Subject's name is not listed as a Sick Unit in the publicly available BIFR (Board for Industrial & Financial Reconstruction) list as of 24.12.2018

IBBI (Insolvency and Bankruptcy Board of India) LISTING STATUS

Subject's name is not listed in the publicly available IBBI (Insolvency and Bankruptcy Board of India) list as of report date.

INFORMATION DENIED

MANAGEMENT NON-COOPERATIVE (Tel. No.: 91-22-67333400)

LOCATIONS

DISCLAIMER : This Report is **PRIVATE & CONFIDENTIAL** and it is prepared at the request of and for its use by the Subscriber only. The Subscriber shall use the contents of the Report merely as an aid to its business. Mira Inform Private Limited ("MIPL") has collated information/data in the Report, which have not been verified unless otherwise specifically mentioned in the Report. The Subscriber shall independently verify the accuracy and correctness of the information/data before in any way acting upon the same. MIPL shall not be liable for any harm, injury, loss or damage caused to the Subscriber due to default by the Subscriber's debtors/beneficiaries in fulfilling their obligations of any nature whatsoever. This Report or any of its portion shall not be used as a documentary evidence or otherwise before any investigative agencies or forum of law. This Report is confidential and proprietary to MIPL. The Subscriber and/or any other person(s) may not reproduce, publish or disclose any of the contents of the Report to others without the express authorization of MIPL. This Report is prepared and issued to the Subscriber without any risk, responsibility or liability on the part of MIPL or its officials.

Registered Office / Branch Office :	10th Floor, Tower-B, HCC-247 Park, Lal Bahadur Shastri Marg, Vikhroli (West), Mumbai - 400083, Maharashtra, India
Tel. No.:	91-22-67333400 / 67333651
Fax No.:	91-22-67333401
E-Mail :	yesudas.j@atos.net aoi.marketing@atosorigin.com sonal.sharma@atos.net
Website :	https://atos.net/en/

DIRECTORS

AS ON 2018

Name :	Mr. Milind Madhav Kamat
Designation :	Director
Address :	C-102, Marigold, Gundechas Valley of Flowers, Thakur Village, Kandivali (West), Mumbai – 400101, Maharashtra, India
Date of Birth/Age :	05.07.1960
Qualification :	Electrical Engineering, MBA
Date of Appointment :	28.09.2007
DIN No.:	01772084
Name :	Mr. Vinay Kumar Aggarwal
Designation :	Director
Address :	303, Tower No.06, Orchard Residency LBS Marg, Behind R City Mall, Ghatkopar (West), Mumbai-400086, Maharashtra, India
Date of Birth/Age :	24.04.1974
Date of Appointment :	22.04.2016
DIN No.:	07495992

MAJOR SHAREHOLDERS

AS ON 31.12.2017

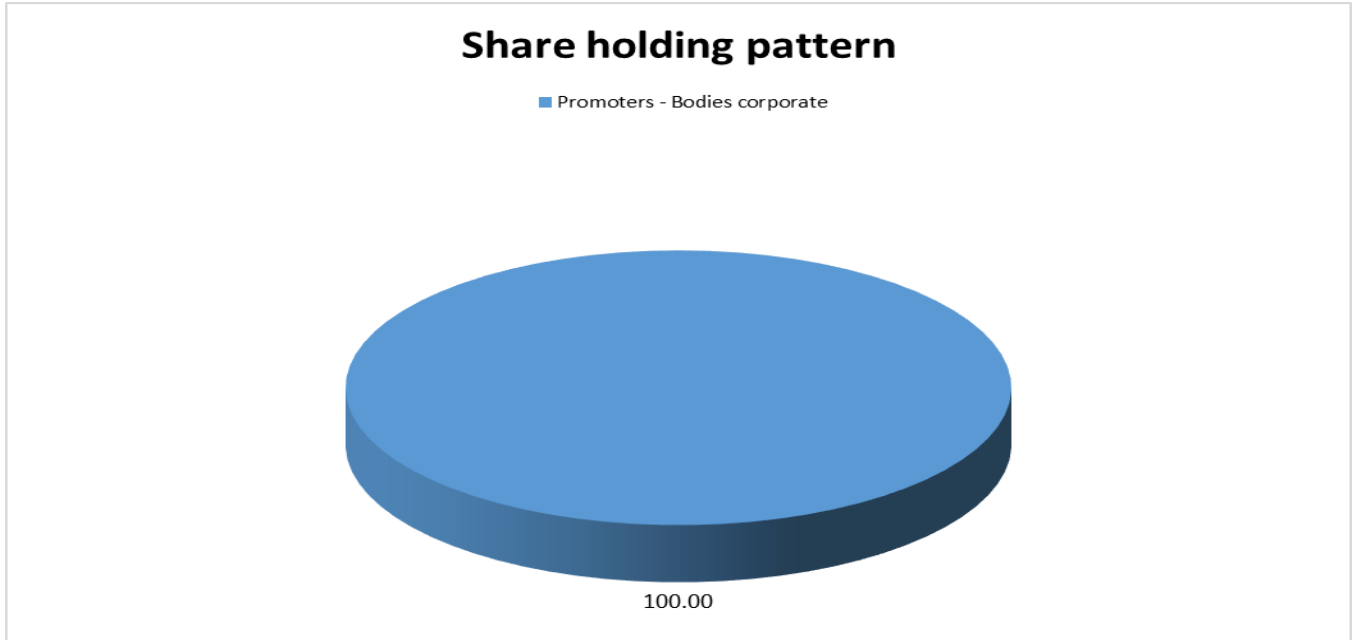
Names of Shareholders	No. of Shares
ATOS International B.V, Netherlands	2233520
Atos International IT Limited, United Kingdom	4166
Atos S.E. (France) (One share held as a nominee of ATOS International B.V. Netherlands)	1
Total	2237687

AS ON 29.06.2018

Equity Share Break up Category	Percentage

DISCLAIMER : This Report is **PRIVATE & CONFIDENTIAL** and it is prepared at the request of and for its use by the Subscriber only. The Subscriber shall use the contents of the Report merely as an aid to its business. Mira Inform Private Limited ("MIPL") has collated information/data in the Report, which have not been verified unless otherwise specifically mentioned in the Report. The Subscriber shall independently verify the accuracy and correctness of the information/data before in any way acting upon the same. MIPL shall not be liable for any harm, injury, loss or damage caused to the Subscriber due to default by the Subscriber's debtors/beneficiaries in fulfilling their obligations of any nature whatsoever. This Report or any of its portion shall not be used as a documentary evidence or otherwise before any investigative agencies or forum of law. This Report is confidential and proprietary to MIPL. The Subscriber and/or any other person(s) may not reproduce, publish or disclose any of the contents of the Report to others without the express authorization of MIPL. This Report is prepared and issued to the Subscriber without any risk, responsibility or liability on the part of MIPL or its officials.

Promoters - Bodies corporate	100.00
Total	100.00



BUSINESS DETAILS

Line of Business :	The Company is primarily engaged in the business of Information Technology, Application Management, Consulting Services, Business Integration and Business Process Solutions, Security Solutions and Cloud Services. [Registered Activity]	
Products / Services :	Item Code No. (ITC Code)	Product Description
	99831314	Consultancy Services related to System integration
Brand Names :	Not Available	
Agencies Held :	Not Available	
Exports :	Not Divulged	
Imports :	Not Divulged	

DISCLAIMER : This Report is **PRIVATE & CONFIDENTIAL** and it is prepared at the request of and for its use by the Subscriber only. The Subscriber shall use the contents of the Report merely as an aid to its business. Mira Inform Private Limited ("MIPL") has collated information/data in the Report, which have not been verified unless otherwise specifically mentioned in the Report. The Subscriber shall independently verify the accuracy and correctness of the information/data before in any way acting upon the same. MIPL shall not be liable for any harm, injury, loss or damage caused to the Subscriber due to default by the Subscriber's debtors/beneficiaries in fulfilling their obligations of any nature whatsoever. This Report or any of its portion shall not be used as a documentary evidence or otherwise before any investigative agencies or forum of law. This Report is confidential and proprietary to MIPL. The Subscriber and/or any other person(s) may not reproduce, publish or disclose any of the contents of the Report to others without the express authorization of MIPL. This Report is prepared and issued to the Subscriber without any risk, responsibility or liability on the part of MIPL or its officials.

Terms :	Not Divulged
----------------	--------------

PRODUCTION STATUS – (NOT AVAILABLE)

GENERAL INFORMATION

Suppliers :	Reference :	Not Divulged
	Name of the Person :	--
	Contact No.:	--
	Since How Long Known :	--
	Maximum Limit Dealt :	--
	Experience :	--
	Remark :	--
Customers :	Reference :	Not Divulged
	Name of the Person :	--
	Contact No.:	--
	Since How Long Known :	--
	Maximum Limit Dealt :	--
	Experience :	--
	Remark :	--
No. of Employees :	Information denied by the management	
Bankers :	Bank Name	Not Divulged
	Branch	--
	Person Name (With Designation)	--
	Contact Number	--
	Name of Account Holder	--
	Account Number	--
	Account Since (Date/Year of Account Opening)	--
	Average Balance Maintained (If Possible)	--
	Credit Facilities Enjoyed (If any)	--
	Account Operation	--
Remarks (If any)	--	
Auditors :	Name :	Deloitte Haskins and Sells Chartered Accountants
	Address :	Tower 3, 27th - 32 nd Floor, Indiabulls Finance Centre, Elphinstone Mill Compound, Senapati Bapat Marg, Elphinstone (West), Mumbai – 400013, Maharashtra, India

Income-tax PAN of auditor or auditor's firm :	AACFD4815A
FRN :	117366W/ W-100018
MRN :	102912
Memberships :	Not Available
Collaborators :	Not Available
Holding company :	Atos International B.V., Netherlands
Ultimate Holding Company :	Atos SA, France
Subsidiary Company :	Atos It Services Private Limited, India CIN No.: U74900KA2015FTC079204
Fellow Subsidiary Company :	Various, Netherlands Atos Integration SAS Atos IT Solutions and Services, Inc Atos Info Tech (Singapore) Pte. Limited Atos Origin (PTY) Limited Atos Belgium NV/SA Atos IT System Manag. Ned B.V. Atos International SAS Worldline Iberia S.A ATOS SPAIN, S.A. Atos It Services UK Limited Atos Information Technology HK Limited

CAPITAL STRUCTURE

AS ON 29.06.2018

Authorised Capital :

No. of Shares	Type	Value	Amount
58650000	Equity Shares	INR 10/- each	INR 586.500 Million

Issued, Subscribed & Paid-up Capital :

No. of Shares	Type	Value	Amount
2237687	Equity Shares	INR 10/- each	INR 22.377 Million

DISCLAIMER : This Report is **PRIVATE & CONFIDENTIAL** and it is prepared at the request of and for its use by the Subscriber only. The Subscriber shall use the contents of the Report merely as an aid to its business. Mira Inform Private Limited ("MIPL") has collated information/data in the Report, which have not been verified unless otherwise specifically mentioned in the Report. The Subscriber shall independently verify the accuracy and correctness of the information/data before in any way acting upon the same. MIPL shall not be liable for any harm, injury, loss or damage caused to the Subscriber due to default by the Subscriber's debtors/beneficiaries in fulfilling their obligations of any nature whatsoever. This Report or any of its portion shall not be used as a documentary evidence or otherwise before any investigative agencies or forum of law. This Report is confidential and proprietary to MIPL. The Subscriber and/or any other person(s) may not reproduce, publish or disclose any of the contents of the Report to others without the express authorization of MIPL. This Report is prepared and issued to the Subscriber without any risk, responsibility or liability on the part of MIPL or its officials.

FINANCIAL DATA
[all figures are INR Million]

ABRIDGED BALANCE SHEET (STANDALONE)

SOURCES OF FUNDS	31.12.2017	31.12.2016	31.12.2015
I. EQUITY AND LIABILITIES			
(1) Shareholders' Funds			
(a) Share Capital	22.377	22.377	22.377
(b) Reserves & Surplus	8246.239	11117.106	10091.766
(c) Money received against share warrants	0.000	0.000	0.000
(2) Share Application money pending allotment	0.000	0.000	0.000
Total Shareholders' Funds (1) + (2)	8268.616	11139.483	10114.143
(3) Non-Current Liabilities			

DISCLAIMER : This Report is **PRIVATE & CONFIDENTIAL** and it is prepared at the request of and for its use by the Subscriber only. The Subscriber shall use the contents of the Report merely as an aid to its business. Mira Inform Private Limited ("MIPL") has collated information/data in the Report, which have not been verified unless otherwise specifically mentioned in the Report. The Subscriber shall independently verify the accuracy and correctness of the information/data before in any way acting upon the same. MIPL shall not be liable for any harm, injury, loss or damage caused to the Subscriber due to default by the Subscriber's debtors/beneficiaries in fulfilling their obligations of any nature whatsoever. This Report or any of its portion shall not be used as a documentary evidence or otherwise before any investigative agencies or forum of law. This Report is confidential and proprietary to MIPL. The Subscriber and/or any other person(s) may not reproduce, publish or disclose any of the contents of the Report to others without the express authorization of MIPL. This Report is prepared and issued to the Subscriber without any risk, responsibility or liability on the part of MIPL or its officials.

(a) long-term borrowings	0.000	0.000	0.000
(b) Trade Payables	1472.517	958.310	0.000
(c) Deferred tax liabilities (Net)	0.000	0.000	0.000
(d) Other long term liabilities	0.000	0.000	0.000
(e) long-term provisions	215.283	998.092	742.473
Total Non-current Liabilities (3)	1687.800	1956.402	742.473
(4) Current Liabilities			
(a) Short term borrowings	0.000	0.000	0.000
(b) Trade payables	0.000	0.000	822.505
(c) Other current liabilities	719.018	1640.362	2036.377
(d) Short-term provisions	12.487	272.969	418.374
Total Current Liabilities (4)	731.505	1913.331	3277.256
TOTAL	10687.921	15009.216	14133.872
II. ASSETS			
(1) Non-current assets			
(a) Fixed Assets			
(i) Tangible assets	37.618	306.317	311.271
(ii) Intangible Assets	0.135	0.293	5.474
(iii) Capital work-in-progress	0.000	0.000	22.074
(iv) Intangible assets under development	0.000	0.000	0.000
(b) Non-current Investments	1038.826	1038.826	1038.270
(c) Deferred tax assets (net)	240.263	650.178	822.885
(d) Long-term Loan and Advances	180.000	480.000	1545.989
(e) Other Non-current assets	967.456	1642.565	0.000
Total Non-Current Assets	2464.298	4118.179	3745.963
(2) Current assets			
(a) Current investments	0.000	0.000	0.000
(b) Inventories	16.975	33.969	21.604
(c) Trade receivables	1216.051	4427.621	2857.851
(d) Cash and cash equivalents	4163.279	4431.975	5416.719
(e) Short-term loans and advances	255.000	100.000	495.804
(f) Other current assets	2572.318	1897.472	1595.931
Total Current Assets	8223.623	10891.037	10387.909
TOTAL	10687.921	15009.216	14133.872

PROFIT & LOSS ACCOUNT (STANDALONE)

DISCLAIMER : This Report is **PRIVATE & CONFIDENTIAL** and it is prepared at the request of and for its use by the Subscriber only. The Subscriber shall use the contents of the Report merely as an aid to its business. Mira Inform Private Limited ("MIPL") has collated information/data in the Report, which have not been verified unless otherwise specifically mentioned in the Report. The Subscriber shall independently verify the accuracy and correctness of the information/data before in any way acting upon the same. MIPL shall not be liable for any harm, injury, loss or damage caused to the Subscriber due to default by the Subscriber's debtors/beneficiaries in fulfilling their obligations of any nature whatsoever. This Report or any of its portion shall not be used as a documentary evidence or otherwise before any investigative agencies or forum of law. This Report is confidential and proprietary to MIPL. The Subscriber and/or any other person(s) may not reproduce, publish or disclose any of the contents of the Report to others without the express authorization of MIPL. This Report is prepared and issued to the Subscriber without any risk, responsibility or liability on the part of MIPL or its officials.

	PARTICULARS	31.12.2017	31.12.2016	31.12.2015
	SALES			
	Income	8286.978	19171.963	17199.886
	Other Income	471.770	1072.704	2005.335
	TOTAL	8758.748	20244.667	19205.221
Less	EXPENSES			
	Cost of Materials Consumed	1339.404	1706.802	751.443
	Changes in inventories of finished goods, work-in-progress and Stock-in-Trade	0.000	1.936	1.313
	Employees benefits expense	2281.187	9568.000	8857.392
	CSR Expenditure	0.000	0.000	6.480
	Other expenses	4296.080	7095.475	7326.421
	TOTAL	7916.671	18372.213	16943.049
	PROFIT/ (LOSS) BEFORE INTEREST, TAX, DEPRECIATION AND AMORTISATION	842.077	1872.454	2262.172
Less	FINANCIAL EXPENSES	0.000	0.000	0.000
	PROFIT / (LOSS) BEFORE TAX, DEPRECIATION AND AMORTISATION	842.077	1872.454	2262.172
Less/ Add	DEPRECIATION/ AMORTISATION	65.505	197.846	260.858
	PROFIT/ (LOSS) BEFORE TAX	776.572	1674.608	2001.314
Less	TAX	84.191	610.354	657.403
	PROFIT/ (LOSS) AFTER TAX	692.381	1064.254	1343.911
	Earnings / (Loss) Per Share (INR)	309.42	475.6	600.58

CURRENT MATURITIES OF LONG TERM DEBT DETAILS

Particulars	31.12.2017	31.12.2016	31.12.2015
Current Maturities of Long term debt	NA	NA	NA
Net cash flows from (used in) operations	(305.184)	(116.174)	1077.974
Net cash flows from (used in) operating activities	(576.966)	(590.887)	223.706

KEY RATIOS

DISCLAIMER : This Report is **PRIVATE & CONFIDENTIAL** and it is prepared at the request of and for its use by the Subscriber only. The Subscriber shall use the contents of the Report merely as an aid to its business. Mira Inform Private Limited ("MIPL") has collated information/data in the Report, which have not been verified unless otherwise specifically mentioned in the Report. The Subscriber shall independently verify the accuracy and correctness of the information/data before in any way acting upon the same. MIPL shall not be liable for any harm, injury, loss or damage caused to the Subscriber due to default by the Subscriber's debtors/beneficiaries in fulfilling their obligations of any nature whatsoever. This Report or any of its portion shall not be used as a documentary evidence or otherwise before any investigative agencies or forum of law. This Report is confidential and proprietary to MIPL. The Subscriber and/or any other person(s) may not reproduce, publish or disclose any of the contents of the Report to others without the express authorization of MIPL. This Report is prepared and issued to the Subscriber without any risk, responsibility or liability on the part of MIPL or its officials.

EFFICIENCY RATIOS

PARTICULARS	31.12.2017	31.12.2016	31.12.2015
Average Collection Days (Sundry Debtors / Income * 365)	53.56	84.29	60.65
Account Receivables Turnover (Income / Sundry Debtors)	6.81	4.33	6.02
Average Payment Days (Sundry Creditors / Purchases * 365 Days)	0.00	0.00	0.00
Inventory Turnover (Operating Income / Inventories)	49.61	55.12	104.71
Asset Turnover (Operating Income / Net Fixed Assets)	22.30	6.11	6.68

DISCLAIMER : This Report is **PRIVATE & CONFIDENTIAL** and it is prepared at the request of and for its use by the Subscriber only. The Subscriber shall use the contents of the Report merely as an aid to its business. Mira Inform Private Limited ("MIPL") has collated information/data in the Report, which have not been verified unless otherwise specifically mentioned in the Report. The Subscriber shall independently verify the accuracy and correctness of the information/data before in any way acting upon the same. MIPL shall not be liable for any harm, injury, loss or damage caused to the Subscriber due to default by the Subscriber's debtors/beneficiaries in fulfilling their obligations of any nature whatsoever. This Report or any of its portion shall not be used as a documentary evidence or otherwise before any investigative agencies or forum of law. This Report is confidential and proprietary to MIPL. The Subscriber and/or any other person(s) may not reproduce, publish or disclose any of the contents of the Report to others without the express authorization of MIPL. This Report is prepared and issued to the Subscriber without any risk, responsibility or liability on the part of MIPL or its officials.

LEVERAGE RATIOS

PARTICULARS	31.12.2017	31.12.2016	31.12.2015
Debt Ratio <i>((Borrowing + Current Liabilities) / Total Assets)</i>	0.07	0.13	0.23
Debt Equity Ratio <i>(Total Liability / Networth)</i>	0.00	0.00	0.00
Current Liabilities to Networth <i>(Current Liabilities / Net Worth)</i>	0.09	0.17	0.32
Fixed Assets to Networth <i>(Net Fixed Assets / Networth)</i>	0.00	0.03	0.03

PROFITABILITY RATIOS

PARTICULARS		31.12.2017	31.12.2016	31.12.2015
Net Profit Margin <i>[(PAT / Sales) * 100]</i>	%	8.36	5.55	7.81
Return on Total Assets <i>((PAT / Total Assets) * 100)</i>	%	6.48	7.09	9.51
Return on Investment (ROI) <i>((PAT / Networth) * 100)</i>	%	8.37	9.55	13.29

SOLVENCY RATIOS

PARTICULARS	31.12.2017	31.12.2016	31.12.2015
Current Ratio <i>(Current Assets / Current Liabilities)</i>	11.24	5.69	3.17
Quick Ratio <i>((Current Assets – Inventories) / Current Liabilities)</i>	11.22	5.67	3.16
G-Score Ratio Financial <i>(Networth / Total Assets)</i>	0.77	0.74	0.72
G-Score Ratio Debt <i>(Debts / Equity Capital)</i>	0.00	0.00	0.00
G-Score Ratio Liquidity <i>(Total Current Assets / Total Current Liabilities)</i>	11.24	5.69	3.17

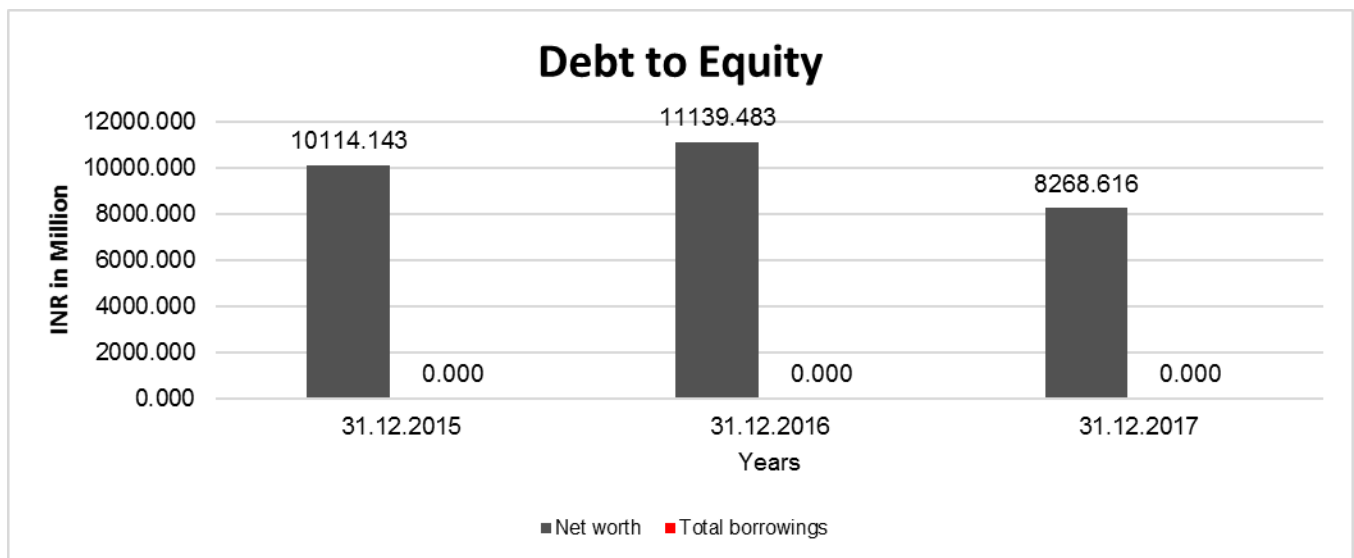
Total Liability = Short-term Debt + Long-term Debt + Current Maturities of Long-term debts

DISCLAIMER : This Report is **PRIVATE & CONFIDENTIAL** and it is prepared at the request of and for its use by the Subscriber only. The Subscriber shall use the contents of the Report merely as an aid to its business. Mira Inform Private Limited ("MIPL") has collated information/data in the Report, which have not been verified unless otherwise specifically mentioned in the Report. The Subscriber shall independently verify the accuracy and correctness of the information/data before in any way acting upon the same. MIPL shall not be liable for any harm, injury, loss or damage caused to the Subscriber due to default by the Subscriber's debtors/beneficiaries in fulfilling their obligations of any nature whatsoever. This Report or any of its portion shall not be used as a documentary evidence or otherwise before any investigative agencies or forum of law. This Report is confidential and proprietary to MIPL. The Subscriber and/or any other person(s) may not reproduce, publish or disclose any of the contents of the Report to others without the express authorization of MIPL. This Report is prepared and issued to the Subscriber without any risk, responsibility or liability on the part of MIPL or its officials.

FINANCIAL ANALYSIS
[all figures are INR Million]

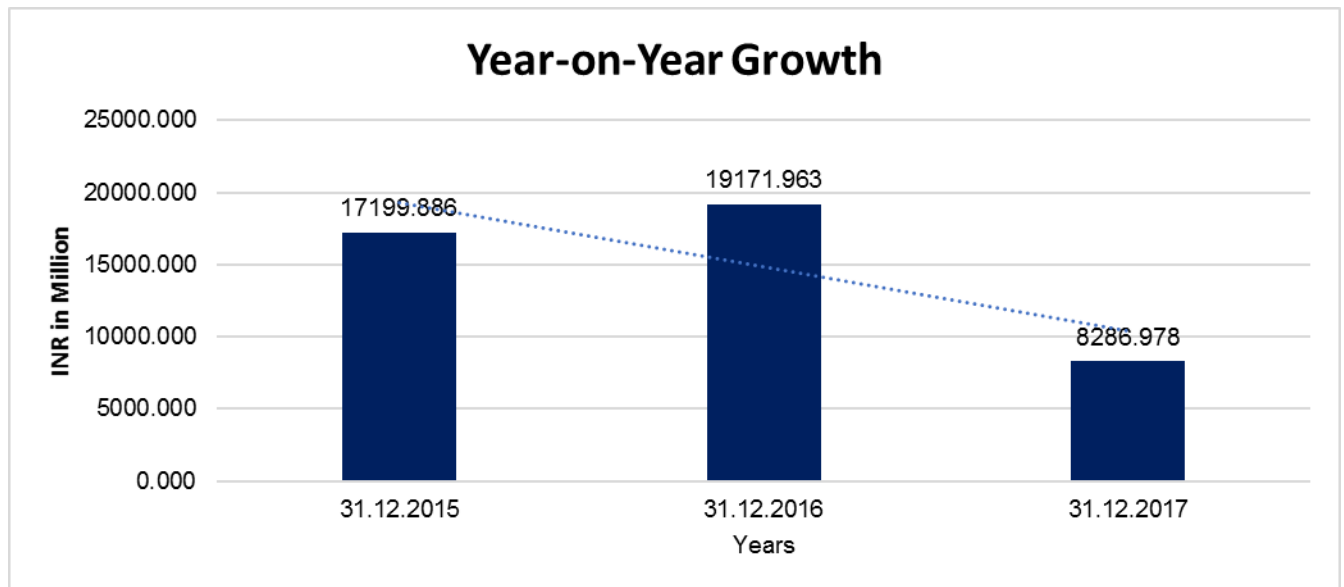
DEBT EQUITY RATIO

Particular	31.12.2015 (INR In Million)	31.12.2016 (INR In Million)	31.12.2017 (INR In Million)
Share Capital	22.377	22.377	22.377
Reserves & Surplus	10091.766	11117.106	8246.239
Net worth	10114.143	11139.483	8268.616
Long-term borrowings	0.000	0.000	0.000
Short term borrowings	0.000	0.000	0.000
Total borrowings	0.000	0.000	0.000
Debt/Equity ratio	0.000	0.000	0.000



YEAR-ON-YEAR GROWTH

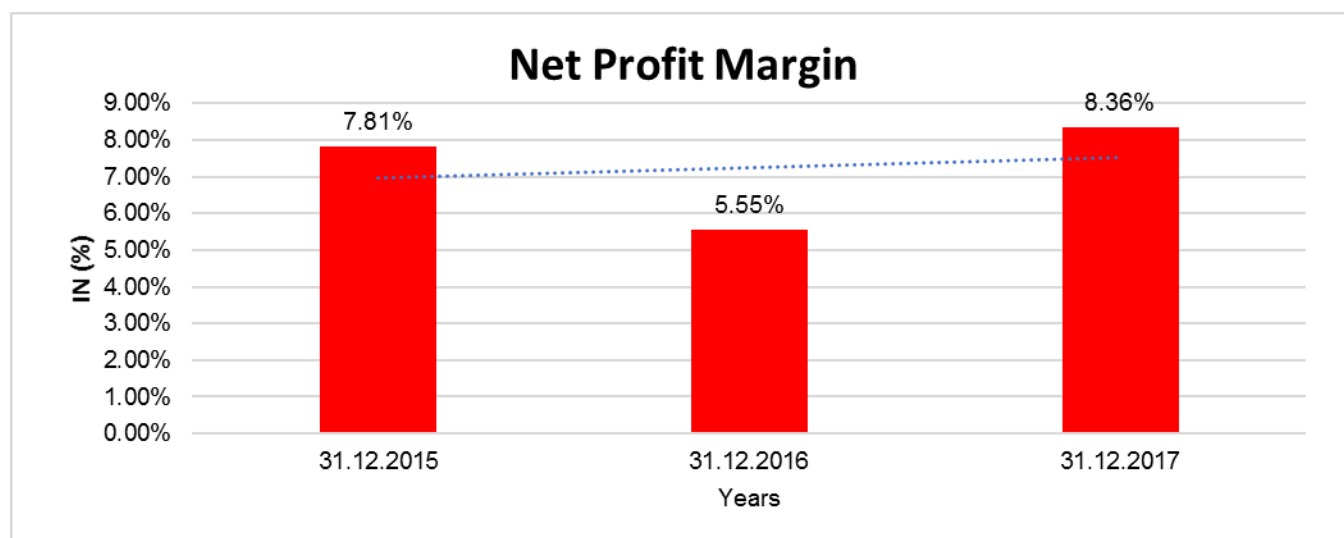
Year on Year Growth	31.12.2015 (INR In Million)	31.12.2016 (INR In Million)	31.12.2017 (INR In Million)
Sales	17199.886	19171.963	8286.978
		11.466	(56.776)



DISCLAIMER : This Report is **PRIVATE & CONFIDENTIAL** and it is prepared at the request of and for its use by the Subscriber only. The Subscriber shall use the contents of the Report merely as an aid to its business. Mira Inform Private Limited ("MIPL") has collated information/data in the Report, which have not been verified unless otherwise specifically mentioned in the Report. The Subscriber shall independently verify the accuracy and correctness of the information/data before in any way acting upon the same. MIPL shall not be liable for any harm, injury, loss or damage caused to the Subscriber due to default by the Subscriber's debtors/beneficiaries in fulfilling their obligations of any nature whatsoever. This Report or any of its portion shall not be used as a documentary evidence or otherwise before any investigative agencies or forum of law. This Report is confidential and proprietary to MIPL. The Subscriber and/or any other person(s) may not reproduce, publish or disclose any of the contents of the Report to others without the express authorization of MIPL. This Report is prepared and issued to the Subscriber without any risk, responsibility or liability on the part of MIPL or its officials.

NET PROFIT MARGIN

Net Profit Margin	31.12.2015 (INR In Million)	31.12.2016 (INR In Million)	31.12.2017 (INR In Million)
Sales	17199.886	19171.963	8286.978
Profit	1343.911	1064.254	692.381
	7.81%	5.55%	8.36%



ABRIDGED BALANCE SHEET (CONSOLIDATED)

SOURCES OF FUNDS	31.12.2017	31.12.2016
I. EQUITY AND LIABILITIES		
(1) Shareholders' Funds		
(a) Share Capital	22.377	22.377
(b) Reserves & Surplus	8763.874	11391.789
(c) Money received against share warrants	0.000	0.000
(2) Share Application money pending allotment	0.000	0.000
Total Shareholders' Funds (1) + (2)	8786.251	11414.166
(3) Non-Current Liabilities		
(a) long-term borrowings	0.000	0.000
(b) Deferred tax liabilities (Net)	0.000	0.000
(c) Other long term liabilities	0.000	0.000
(d) long-term provisions	290.628	1079.463
Total Non-current Liabilities (3)	290.628	1079.463
(4) Current Liabilities		
(a) Short term borrowings	0.000	0.000
(b) Trade payables	1495.772	1018.491
(c) Other current liabilities	898.294	1749.836
(d) Short-term provisions	47.076	309.709
Total Current Liabilities (4)	2441.142	3078.036
TOTAL	11518.021	15571.665
II. ASSETS		
(1) Non-current assets		
(a) Fixed Assets		
(i) Tangible assets	128.209	428.375
(ii) Intangible Assets	841.762	841.967
(iii) Capital work-in-progress	0.000	0.000
(iv) Intangible assets under development	0.000	0.000
(b) Non-current Investments	0.000	0.000
(c) Deferred tax assets (net)	310.804	672.801
(d) Long-term Loan and Advances	0.000	0.000
(e) Trade Receivables	197.017	812.085
(f) Other Non-current assets	799.643	888.567
Total Non-Current Assets	2277.435	3643.795

DISCLAIMER : This Report is **PRIVATE & CONFIDENTIAL** and it is prepared at the request of and for its use by the Subscriber only. The Subscriber shall use the contents of the Report merely as an aid to its business. Mira Inform Private Limited ("MIPL") has collated information/data in the Report, which have not been verified unless otherwise specifically mentioned in the Report. The Subscriber shall independently verify the accuracy and correctness of the information/data before in any way acting upon the same. MIPL shall not be liable for any harm, injury, loss or damage caused to the Subscriber due to default by the Subscriber's debtors/beneficiaries in fulfilling their obligations of any nature whatsoever. This Report or any of its portion shall not be used as a documentary evidence or otherwise before any investigative agencies or forum of law. This Report is confidential and proprietary to MIPL. The Subscriber and/or any other person(s) may not reproduce, publish or disclose any of the contents of the Report to others without the express authorization of MIPL. This Report is prepared and issued to the Subscriber without any risk, responsibility or liability on the part of MIPL or its officials.

(2) Current assets		
(a) Current investments	0.000	0.000
(b) Inventories	16.975	33.969
(c) Trade receivables	1666.133	4711.852
(d) Cash and cash equivalents	4271.970	4774.403
(e) Short-term loans and advances	85.000	0.000
(f) Other current assets	3200.508	2407.646
Total Current Assets	9240.586	11927.870
TOTAL	11518.021	15571.665

PROFIT & LOSS ACCOUNT (CONSOLIDATED)

	PARTICULARS	31.12.2017	31.12.2016
	SALES		
	Income	11104.988	21643.598
	Other Income	404.689	1062.553
	TOTAL	11509.677	22706.151
Less	EXPENSES		
	Cost of Materials Consumed	206.552	290.098
	Changes in inventories of finished goods, work-in-progress and Stock-in-Trade	0.000	1.936
	Employees benefits expense	4031.865	11009.743
	Other expenses	6028.589	9106.220
	TOTAL	10267.006	20407.997
	PROFIT/ (LOSS) BEFORE INTEREST, TAX, DEPRECIATION AND AMORTISATION	1242.671	2298.154
Less	FINANCIAL EXPENSES	0.000	0.000
	PROFIT / (LOSS) BEFORE TAX, DEPRECIATION AND AMORTISATION	1242.671	2298.154
Less/ Add	DEPRECIATION/ AMORTISATION	116.297	240.536
	PROFIT/ (LOSS) BEFORE TAX	1126.374	2057.618
Less	TAX	176.228	702.902
	PROFIT/ (LOSS) AFTER TAX	950.146	1354.716

DISCLAIMER : This Report is **PRIVATE & CONFIDENTIAL** and it is prepared at the request of and for its use by the Subscriber only. The Subscriber shall use the contents of the Report merely as an aid to its business. Mira Inform Private Limited ("MIPL") has collated information/data in the Report, which have not been verified unless otherwise specifically mentioned in the Report. The Subscriber shall independently verify the accuracy and correctness of the information/data before in any way acting upon the same. MIPL shall not be liable for any harm, injury, loss or damage caused to the Subscriber due to default by the Subscriber's debtors/beneficiaries in fulfilling their obligations of any nature whatsoever. This Report or any of its portion shall not be used as a documentary evidence or otherwise before any investigative agencies or forum of law. This Report is confidential and proprietary to MIPL. The Subscriber and/or any other person(s) may not reproduce, publish or disclose any of the contents of the Report to others without the express authorization of MIPL. This Report is prepared and issued to the Subscriber without any risk, responsibility or liability on the part of MIPL or its officials.

	Earnings / (Loss) Per Share (INR)	424.61	605.41

LEGAL CASE

Case Details

Bench:-Bombay

	Presentation Date:-		01/08/2016				
Lodging No.:-	ITXAL/905/2016	Filing Date:-	01/08/2016	Reg. No.:-	ITXA/1534/2016	Reg. Date:-	03/10/2016
Petitioner:-		PR. COMMISSIONER OF INCOME TAX-14					
Respondent:-		M/. ATOS INDIA PVT LTD					
Petn.Adv.:-		SURESH KUMAR (I2100)					
District:-		MUMBAI					
Bench:-	DIVISION						
Status:-	Pre-Admission		Category:-	TAX APPEALS			
Next Date:-	07/01/2019		Stage:-	FOR ADMISSION			
Coram:-	HON'BLE SHRI JUSTICE AKIL KURESHI						
	HON'BLE SHRI JUSTICE M.S. SANKLECHA						
Act :-	Income Tax Act, 1961			Under Section:-	260A		

LOCAL AGENCY FURTHER INFORMATION

Sr. No.	Check list by info agents	Available in Report (Yes/No)
1	Year of establishment	Yes
2	Constitution of the entity -Incorporation details	Yes
3	Locality of the entity	Yes
4	Premises details	No
5	Buyer visit details	--
6	Contact numbers	Yes
7	Name of the person contacted	No
8	Designation of contact person	No
9	Promoter's background	Yes
10	Date of Birth of Proprietor / Partners / Directors	Yes
11	Pan Card No. of Proprietor / Partners	No
12	Voter Id Card No. of Proprietor / Partners	No
13	Type of business	Yes
14	Line of Business	Yes
15	Export/import details (if applicable)	No
16	No. of employees	No
17	Details of sister concerns	Yes
18	Major suppliers	No
19	Major customers	No
20	Banking Details	No
21	Banking facility details	No
22	Conduct of the banking account	--
23	Financials, if provided	Yes
24	Capital in the business	Yes
25	Last accounts filed at ROC, if applicable	Yes
26	Turnover of firm for last three years	Yes
27	Reasons for variation <> 20%	--
28	Estimation for coming financial year	No
29	Profitability for last three years	Yes
30	Major shareholders, if available	Yes
31	External Agency Rating, if available	No
32	Litigations that the firm/promoter involved in	Yes
33	Market information	--
34	Payments terms	No
35	Negative Reporting by Auditors in the Annual Report	No

Note: The registered address of the company has been shifted from Godrej and Boyce Complex, Plant 5, Pirojsh Nagar, LBS Marg, Vikhroli (West), Mumbai - 400079, Maharashtra, India Maharashtra, India to the present address.

DISCLAIMER : This Report is **PRIVATE & CONFIDENTIAL** and it is prepared at the request of and for its use by the Subscriber only. The Subscriber shall use the contents of the Report merely as an aid to its business. Mira Inform Private Limited ("MIPL") has collated information/data in the Report, which have not been verified unless otherwise specifically mentioned in the Report. The Subscriber shall independently verify the accuracy and correctness of the information/data before in any way acting upon the same. MIPL shall not be liable for any harm, injury, loss or damage caused to the Subscriber due to default by the Subscriber's debtors/beneficiaries in fulfilling their obligations of any nature whatsoever. This Report or any of its portion shall not be used as a documentary evidence or otherwise before any investigative agencies or forum of law. This Report is confidential and proprietary to MIPL. The Subscriber and/or any other person(s) may not reproduce, publish or disclose any of the contents of the Report to others without the express authorization of MIPL. This Report is prepared and issued to the Subscriber without any risk, responsibility or liability on the part of MIPL or its officials.

OPERATIONS

Income during the year amounted to INR 8759.000 million as against INR 20245.000 million in the previous year. During the year, the company continued to focus on delighting its customers by providing high quality and innovative IT solutions.

STATE OF THE COMPANY'S AFFAIRS

The Company is primarily engaged in the business of Information Technology, application management, consulting services, business integration and business process solutions, security solutions and cloud services. During the year the Company operated its two strategic business units namely Global Delivery Centre Business and Local business.

i) The Company has transferred its Global Delivery Centre business, including servicing of offshore contracts, to its new wholly owned subsidiary under the name Atos Global IT Solutions and Services Private Limited with effect from 1ST September 2017 under the Scheme of Arrangement.

Scheme of Arrangement:

During the year, pursuant to the Scheme of Arrangement between Atos India Private Limited and Atos Global IT Solutions and Services Private Limited as sanctioned by the Honourable National Company Law Tribunal, vide its order dated 2nd August , 2017 , the Company has demerged the activities relating to IT related services for any Global Delivery Centre business, including servicing of offshore contracts to Atos Global IT Solutions and Services Private Limited with effect from 01st September 2017.

Pursuant to the said scheme of arrangement 10000/- equity shares of INR 10/- each held by the Company in Atos Global IT Solutions and Services Private Limited which was incorporated on 07th March, 2017 as its wholly owned subsidiary, were reduced and cancelled.

INDEX OF CHARGES:

SN O	SRN	CHARGE ID	CHARGE HOLDER NAME	DATE OF CREATION	DATE OF MODIFICATION	DATE OF SATISFACTION	AMOUNT	ADDRESS
1	Y10325424	90222633	NEW INDIA CO-OP BANK LTD.	13/05/1996	-	-	841000.0	FORT BRANCH; 221/225P. D'MELLO ROADMUMBAIMH400001IN
2	Y10324984	90222193	STATE BANK OF INDIA	14/06/1993	-	-	500000.0	WORLI SOUTH; SHIVSAGAR ESTATEDR. A. B. ROADBOMBAYMH400018IN
3	G29471505	90222513	ABN AMRO BANK N.V	23/06/1995	-	07/12/2016	5000000.0	DALAMAL HOUSE; 1ST FLOORNARIMAN POINTBOMBAYMHIN
4	G29503844	90222447	ABN AMRO BANK N.V	22/02/1995	-	07/12/2016	15000000.0	14; VEER NARIMAN ROADBOMBAYMH400023IN

FIXED ASSETS

Tangible assets

- Furniture and fixtures
- Vehicles
- Motor vehicles
- Office equipment
- Computer equipments
- Leasehold improvements

Intangible assets

- Goodwill
- Computer software

PRESS RELEASES:

ATOS LAUNCHES COMPREHENSIVE ARTIFICIAL INTELLIGENCE SOFTWARE SUITE

JULY 12, 2018

European IT services provider Atos on Thursday launched a comprehensive Artificial Intelligence (AI) software suite for businesses globally including in India.

Called "Atos Codex AI Suite," the suite will support businesses and research institutes in the development, deployment and management of AI applications.

Data scientists can now have an easy-to-use and cost-effective solution to rapidly build and deploy AI applications, better extract value from data and develop new business opportunities.

"Atos Codex AI Suite tackles new enterprise, scientific and industry challenges, such as precision medicine, advanced prescriptive maintenance and prescriptive security, with a new generation of cognitive applications," informed Arnaud Bertrand, Senior Vice President, Strategy and Innovation BDS at Atos.

Using the suite, apps can be deployed and relocated on multiple environments like Cloud, on-premises or edge computing.

"Atos Codex AI Suite" can be purchased as a standalone software platform or together with a server infrastructure, the company said.

Atos is a global leader in digital transformation with nearly 100,000 employees in 73 countries.

ATOS COMPLETES \$3.4 BILLION ACQUISITION OF US IT FIRM SYNTEL

October 10, 2018

PARIS: French technology services company Atos has announced the completion of the acquisition of US-based information technology firm Syntel for \$3.4 billion.

With the finalisation of the deal, Syntel has now become a wholly owned subsidiary of Atos, the company said in a statement on Monday.

Co-founded by Indian-American couple Bharat Desai and Neerja Sethi in 1980, Syntel offers its customers value-added digital services in several specific verticals such as banking and financial services, healthcare, retail and insurance.

Syntel generated \$924 million revenue in 2017, of which 89 per cent was in North America, with 25 per cent operating margin. It employs 23,000 engineers in 30 countries, with over 18,000 staff based in India.

"Today marks a new major step in the development of the group, as we welcome more than 23,000 Syntel employees to Atos," said Thierry Breton, Atos Chairman and CEO.

DISCLAIMER : This Report is **PRIVATE & CONFIDENTIAL** and it is prepared at the request of and for its use by the Subscriber only. The Subscriber shall use the contents of the Report merely as an aid to its business. Mira Inform Private Limited ("MIPL") has collated information/data in the Report, which have not been verified unless otherwise specifically mentioned in the Report. The Subscriber shall independently verify the accuracy and correctness of the information/data before in any way acting upon the same. MIPL shall not be liable for any harm, injury, loss or damage caused to the Subscriber due to default by the Subscriber's debtors/beneficiaries in fulfilling their obligations of any nature whatsoever. This Report or any of its portion shall not be used as a documentary evidence or otherwise before any investigative agencies or forum of law. This Report is confidential and proprietary to MIPL. The Subscriber and/or any other person(s) may not reproduce, publish or disclose any of the contents of the Report to others without the express authorization of MIPL. This Report is prepared and issued to the Subscriber without any risk, responsibility or liability on the part of MIPL or its officials.

The terms of the merger agreement were announced on July 22 this year and was approved by Syntel's shareholders on October 1.

The purchase price of \$3.4 billion and the repayment of Syntel's outstanding debt for \$0.3 billion were financed through debt fully underwritten by BNP Paribas and J.P. Morgan Securities PLC.

As a result of the acquisition, Syntel shares will cease trading, and will be delisted from the American stock exchange Nasdaq, Atos said.

ATOS BUYS SYNTEL FOR \$3.4 BILLION TO EXPAND NORTH AMERICA FOOTPRINT

IT firm Atos today said its USD 3.4 billion acquisition of Syntel will help the French firm enhance its footprint, especially in the North American market and accelerate the digital transformation of its customers.

"The highly complementary portfolio, customer basis, and geographical presence of the combination between Atos and Syntel will significantly enhance our footprint, in particular in the North American market and accelerate the digital transformation of Atos' customers," Atos Chairman and CEO Thierry Breton said in a statement.

The French company had announced the acquisition yesterday.

Both Atos and Syntel have significant presence in India. Syntel, which has 23,000 engineers NSE -0.84 % in 30 countries, has over 18,000 staff based in India. Atos has about 16,000 people.

All of Syntel's management team is expected to join Atos.

Atos, which reported its financial performance for the first half of 2018 today, saw revenue growing 1.7 per cent to over 6 billion euros. However, its revenue revenue and operating margin was lower in North America year-on-year in the reported period.

Post the transaction (expected by year-end), Syntel CEO Rakesh Khanna will become a member of Atos Executive Committee.

Syntel generated revenues of USD 924 million in 2017, of which 89 per cent was in North America. About 40 per cent of its revenues are driven by a suite of digital and proprietary solutions around cloud, social media, mobile, analytics, Internet of Things and automation.

ATOS WINS DEAL TO BUILD SUPERCOMPUTERS FOR INDIA

PUNE: French IT services firm Atos has won a three-year contract to build the first phase of supercomputers under India's Rs 4,500-crore National Supercomputing Mission (NSM) as the country looks to create a cluster of machines for weather forecasting, drug discovery and data mining.

The tender to build these highperformance computers (HPC) had been floated by the Centre for Development of Advanced Computing (C-DAC) in February. Atos would be deploying its energy efficient Direct Liquid Cooled BullSequana supercomputers in India.

The contract is for all three phases of the NSM which would be running simultaneously, said C-DAC director general Hemant Darbari. "In Phase I, we will be assembling three supercomputers at an outlay of Rs 68 crore. In Phase II, it will be an aggregate of 10 petaflop, but the number of computers is yet to be decided," he said.

DISCLAIMER : This Report is **PRIVATE & CONFIDENTIAL** and it is prepared at the request of and for its use by the Subscriber only. The Subscriber shall use the contents of the Report merely as an aid to its business. Mira Inform Private Limited ("MIPL") has collated information/data in the Report, which have not been verified unless otherwise specifically mentioned in the Report. The Subscriber shall independently verify the accuracy and correctness of the information/data before in any way acting upon the same. MIPL shall not be liable for any harm, injury, loss or damage caused to the Subscriber due to default by the Subscriber's debtors/beneficiaries in fulfilling their obligations of any nature whatsoever. This Report or any of its portion shall not be used as a documentary evidence or otherwise before any investigative agencies or forum of law. This Report is confidential and proprietary to MIPL. The Subscriber and/or any other person(s) may not reproduce, publish or disclose any of the contents of the Report to others without the express authorization of MIPL. This Report is prepared and issued to the Subscriber without any risk, responsibility or liability on the part of MIPL or its officials.

The NSM is divided into two key tracks, build and buy, which are being spearheaded by the C-DAC and Bengaluru's Indian Institute of Science respectively. Atos has won the contract for the 'build' part of the NSM for which it will partner CDAC in all three phases of the project. While Phase I involves assembling of the supercomputers, in Phase II, certain components like the motherboards would be manufactured locally, and in the third phase, the supercomputer would be designed in India by C-DAC.

In the first phase, IIT-Kharagpur will have a 1.3 petaflop machine and IISER Pune and IIT-BHU will have a 650 teraflop computer each. Atos will source the components from France and assemble the supercomputers in Chennai. "Work will happen simultaneously on all three phases, but each has different stages of delivery. The deliveries under Phase I will start in the first quarter of next year while Phase II would be around Q2 or Q3," said Arvind Bajaj, head of Atos Bull India.

When exactly the first set of supercomputers are delivered will also depend on whether the data centres at the institutes are ready. While C-DAC has already put out a tender for these, the contract has yet to be awarded.

Atos has a sizeable presence globally in the High performance computing (HPC) business under the Bull brand. In September it unveiled its most powerful supercomputer with a compute power of 12 petaflops in Germany, making it the country's most powerful supercomputer, coming in at number 16 on the recently released Top500 supercomputer rankings. The company has a supercomputer and server design centre in Bengaluru, which will work closely with C-DAC on subsequent phases of the project.

The NSM is being jointly implemented by the Department of Science and Technology and Department of Electronics and Information Technology at an estimated cost of Rs 4,500 crore over a period of seven years. The mission was announced three years ago with an intent to propel India higher in the global supercomputer rankings. The aim was to build a grid of 73 supercomputers across academic and research institutes in India, working on a wide range of applications, from weather forecasting to disaster management. HPC is important in order for India to make significant progress in various areas, from drug discovery to astrophysics and bioinformatics.

CMT REPORT (Corruption, Money Laundering & Terrorism]

The Public Notice information has been collected from various sources including but not limited to: **The Courts, India Prisons Service, Interpol, etc.**

1] INFORMATION ON DESIGNATED PARTY

No exist designating subject or any of its beneficial owners, controlling shareholders or senior officers as terrorist or terrorist organization or whom notice had been received that all financial transactions involving their assets have been blocked or convicted, found guilty or against whom a judgement or order had been entered in a proceedings for violating money-laundering, anti-corruption or bribery or international economic or anti-terrorism sanction laws or whose assets were seized, blocked, frozen or ordered forfeited for violation of money laundering or international anti-terrorism laws.

2] Court Declaration :

No records exist to suggest that subject is or was the subject of any formal or informal allegations, prosecutions or other official proceeding for making any prohibited payments or other improper payments to government officials for engaging in prohibited transactions or with designated parties.

3] Asset Declaration :

No records exist to suggest that the property or assets of the subject are derived from criminal conduct or a prohibited transaction.

4] Record on Financial Crime :

Charges or conviction registered against subject: **None**

5] Records on Violation of Anti-Corruption Laws :

Charges or investigation registered against subject: **None**

6] Records on Int'l Anti-Money Laundering Laws/Standards :

Charges or investigation registered against subject: **None**

7] Criminal Records

No available information exist that suggest that subject or any of its principals have been formally charged or convicted by a competent governmental authority for any financial crime or under any formal investigation by a competent government authority for any violation of anti-corruption laws or international anti-money laundering laws or standard.

8] Affiliation with Government :

No record exists to suggest that any director or indirect owners, controlling shareholders, director, officer or employee of the company is a government official or a family member or close business associate of a Government official.

9] Compensation Package :

Our market survey revealed that the amount of compensation sought by the subject is fair and reasonable and comparable to compensation paid to others for similar services.

10] Press Report :

No press reports / filings exists on the subject.

CORPORATE GOVERNANCE

MIRA INFORM as part of its Due Diligence do provide comments on Corporate Governance to identify management and governance. These factors often have been predictive and in some cases have created vulnerabilities to credit deterioration.

Our Governance Assessment focuses principally on the interactions between a company's management, its Board of Directors, Shareholders and other financial stakeholders.

CONTRAVENTION

Subject is not known to have contravened any existing local laws, regulations or policies that prohibit, restrict or otherwise affect the terms and conditions that could be included in the agreement with the subject.

FOREIGN EXCHANGE RATES

Currency	Unit	INR
US Dollar	1	INR 70.04
UK Pound	1	INR 88.70
Euro	1	INR 80.21

INFORMATION DETAILS

Information Gathered by :	PRT
Analysis Done by :	NIS
Report Prepared by :	VINI

SCORE FACTORS

DEMERIT POINTS		
--BANK CHARGES	YES/NO	NO
--LITIGATION	YES/NO	YES
--OTHER ADVERSE INFORMATION	YES/NO	NO
MERIT POINTS		
--SOLE DISTRIBUTORSHIP	YES/NO	NO
--EXPORT ACTIVITIES	YES/NO	NO
--AFFILIATION	YES/NO	YES
--LISTED	YES/NO	NO
--OTHER MERIT FACTORS	YES/NO	YES

RATING EXPLANATIONS

Credit Rating	Explanation	Rating Comments
A++	Minimum Risk	Business dealings permissible with minimum risk of default
A+	Low Risk	Business dealings permissible with low risk of default
A	Acceptable Risk	Business dealings permissible with moderate risk of default
B	Medium Risk	Business dealings permissible on a regular monitoring basis
C	Medium High Risk	Business dealings permissible preferably on secured basis
D	High Risk	Business dealing not recommended or on secured terms only
NB	New Business	No recommendation can be done due to business in infancy stage
NT	No Trace	No recommendation can be done as the business is not traceable

NB is stated where there is insufficient information to facilitate rating. However, it is not to be considered as unfavourable.

This score serves as a reference to assess SC's credit risk and to set the amount of credit to be extended. It is calculated from a composite of weighted scores obtained from each of the major sections of this report. The assessed factors are as follows:

- Financial condition covering various ratios
- Company background and operations size
- Promoters / Management background
- Payment record
- Litigation against the subject
- Industry scenario / competitor analysis
- Supplier / Customer / Banker review (wherever available)