

MIRA INFORM REPORT

Report No. :	547049
Report Date :	27.12.2018

IDENTIFICATION DETAILS

Name :	SHOWT LIMITED
Registered Office :	1 Stokes Place St Stephen's Green, Dublin 2, 662881
Country :	Ireland
Financials (as on) :	31.12.2017
Date of Incorporation :	13.02.2015
Com. Reg. No.:	IE557453
Legal Form :	Ltd - Private Company Limited By Shares
Line of Business :	Other information technology service activities
No. of Employees :	Not available

RATING & COMMENTS

(Mira Inform has adopted New Rating mechanism w.e.f. 23rd January 2017)

MIRA's Rating :

C

Credit Rating	Explanation	Rating Comments
C	Medium High Risk	Business dealings permissible preferably on secured basis

Status :	Moderate
Payment Behaviour :	Slow
Litigation :	Clear

NOTES :

Any query related to this report can be made on e-mail : infodept@mirainform.com while quoting report number, name and date.

ECGC Country Risk Classification List

Country Name	Previous Rating (30.06.2018)	Current Rating (30.09.2018)
Ireland	A2	A2

Risk Category	ECGC Classification
Insignificant	A1
Low Risk	A2
Moderately Low Risk	B1
Moderate Risk	B2
Moderately High Risk	C1
High Risk	C2
Very High Risk	D

IRELAND - ECONOMIC OVERVIEW

Ireland is a small, modern, trade-dependent economy. It was among the initial group of 12 EU nations that began circulating the euro on 1 January 2002. GDP growth averaged 6% in 1995-2007, but economic activity dropped sharply during the world financial crisis and the subsequent collapse of its domestic property market and construction industry during 2008-11. Faced with sharply reduced revenues and a burgeoning budget deficit from efforts to stabilize its fragile banking sector, the Irish Government introduced the first in a series of draconian budgets in 2009. These measures were not sufficient to stabilize Ireland's public finances. In 2010, the budget deficit reached 32.4% of GDP - the world's largest deficit, as a percentage of GDP. In late 2010, the former COWEN government agreed to a \$92 billion loan package from the EU and IMF to help Dublin recapitalize Ireland's banking sector and avoid defaulting on its sovereign debt. In March 2011, the KENNY government intensified austerity measures to meet the deficit targets under Ireland's EU-IMF bailout program.

In late 2013, Ireland formally exited its EU-IMF bailout program, benefiting from its strict adherence to deficit-reduction targets and success in refinancing a large amount of banking-related debt. In 2014, the economy rapidly picked up. In late 2014, the government introduced a fiscally neutral budget, marking the end of the austerity program. Continued growth of tax receipts has allowed the government to lower some taxes and increase public spending while keeping to its deficit-reduction targets. In 2015, GDP growth exceeded 26%. The magnitude of the increase reflected one-off statistical revisions, multinational corporate restructurings in intellectual property, and the aircraft leasing sector, rather than real gains in the domestic economy, which was still growing. Growth moderated to around 4.1% in 2017, but the recovering economy assisted lowering the deficit to 0.6% of GDP.

In the wake of the collapse of the construction sector and the downturn in consumer spending and business investment during the 2008-11 economic crisis, the export sector, dominated by foreign multinationals, has become an even more important component of Ireland's economy. Ireland's low corporation tax of 12.5% and a talented pool of high-tech laborers have been some of the key factors in encouraging business investment. Loose tax residency requirements made Ireland a common destination for international firms seeking to pay less tax or, in the case of U.S. multinationals, defer taxation owed to the United States. In 2014, amid growing international pressure, the Irish government announced it would phase in more stringent tax laws, effectively closing a commonly used loophole. The Irish economy continued to grow in 2017 and is forecast to do so through 2019, supported by a strong export sector, robust job growth, and low inflation, to the point that the Government must now address concerns about overheating and potential loss of competitiveness. The greatest risks to the economy are the UK's scheduled departure from the European Union ("Brexit") in March 2019, possible changes to international taxation policies that could affect Ireland's revenues, and global trade pressures.

Source : CIA

COMPANY NAME AND ADDRESS

Company Name: SHOWT LIMITED
Company No: IE557453
Company Status: Active - Accounts Filed
Status: Active
Registered Address: 1 STOKES PLACE ST STEPHEN'S GREEN DUBLIN 2 662881

COMPANY NAME

SHOWT LIMITED

COMPANY NUMBER

IE557453

COMPANY SUMMARY

Registered Address 1 STOKES PLACE ST STEPHEN'S GREEN
DUBLIN 2
662881

Trading Address -
Website Address -
Eircode D02DE03
VAT Number IE3372054HH
Telephone Number -
Fax Number -
TPS -
FPS Yes
Incorporation Date 13/02/2015
Previous Name -
Type LTD - PRIVATE COMPANY LIMITED BY SHARES
FTSE Index -
Date of Change -
Filing Date of Accounts -
Currency EUR
Share Capital €10,000
SIC07 62090
Charity Number -
SIC07 Description OTHER INFORMATION TECHNOLOGY SERVICE ACTIVITIES
Principal Activity Accounts data converted from US Dollars.

DISCLAIMER : This Report is **PRIVATE & CONFIDENTIAL** and it is prepared at the request of and for its use by the Subscriber only. The Subscriber shall use the contents of the Report merely as an aid to its business. Mira Inform Private Limited ("MIPL") has collated information/data in the Report, which have not been verified unless otherwise specifically mentioned in the Report. The Subscriber shall independently verify the accuracy and correctness of the information/data before in any way acting upon the same. MIPL shall not be liable for any harm, injury, loss or damage caused to the Subscriber due to default by the Subscriber's debtors/beneficiaries in fulfilling their obligations of any nature whatsoever. This Report or any of its portion shall not be used as a documentary evidence or otherwise before any investigative agencies or forum of law. This Report is confidential and proprietary to MIPL. The Subscriber and/or any other person(s) may not reproduce, publish or disclose any of the contents of the Report to others without the express authorization of MIPL. This Report is prepared and issued to the Subscriber without any risk, responsibility or liability on the part of MIPL or its officials.

SHOWT LIMITED - 547049

PAGE NO. : 5

Nace Code -
Nace Description -

ADDITIONAL INFORMATION

CJ's 0 (€0)
No CJ Information To Display
Ultimate Holding Company SHOWT GLOBAL HOLDINGS LTD
Accountant -
Mortgages 0
Group 2 companies
Linkages 0 companies
Countries In 0 countries

KEY FINANCIALS

Year to Date	Turnover	Pre Tax Profit	Shareholder's Funds	Employees
31/12/2017	-	-	-€3,679,473	-
31/12/2016	-	-	-€2,331,006	-
31/12/2015	-	-	€6,412	-

MORTGAGE SUMMARY

Total Mortgage 0
Outstanding 0
Satisfied 0

TRADE DEBTORS / BAD DEBT SUMMARY

Total Number of Documented Trade 0
Total Value of Documented Trade €0

COMMENTARY

No exact match CCJs are recorded against the company.
A 47.3% growth in Total Assets occurred during the latest trading period.
The audit report contains no adverse comments.

DISCLAIMER : This Report is **PRIVATE & CONFIDENTIAL** and it is prepared at the request of and for its use by the Subscriber only. The Subscriber shall use the contents of the Report merely as an aid to its business. Mira Inform Private Limited ("MIPL") has collated information/data in the Report, which have not been verified unless otherwise specifically mentioned in the Report. The Subscriber shall independently verify the accuracy and correctness of the information/data before in any way acting upon the same. MIPL shall not be liable for any harm, injury, loss or damage caused to the Subscriber due to default by the Subscriber's debtors/beneficiaries in fulfilling their obligations of any nature whatsoever. This Report or any of its portion shall not be used as a documentary evidence or otherwise before any investigative agencies or forum of law. This Report is confidential and proprietary to MIPL. The Subscriber and/or any other person(s) may not reproduce, publish or disclose any of the contents of the Report to others without the express authorization of MIPL. This Report is prepared and issued to the Subscriber without any risk, responsibility or liability on the part of MIPL or its officials.

CJ

Total Number of Exact CJs -	0	Total Value of Exact CJs -	€0
Total Number of Possible CJs -	0	Total Value of Possible CJs -	€0
Total Number of Satisfied CJs -	0	Total Value of Satisfied CJs -	€0

Total Current Directors	3	Total Current Secretaries	1
Total Previous Directors / Company Secretaries	0		

CURRENT DIRECTORS

Title		Function	Director
Name	MICHAEL THOMAS MOHAN	Nationality	
Date of Birth	08/1939	Present Appointments	19
Latest Address	4 KNOCKAIRE, KNOCKLYON ROAD, TEMPLEOGUE, DUBLIN 16.	Appointment Date	13/02/2015

Eircode			
Title		Function	Director
Name	MICHAEL RICHARD MARCH	Nationality	
Date of Birth	07/1956	Present Appointments	2
Latest Address	4A LAKESHORE NORTH 39/772 NICHADA THANI, SAMAKEE ROAD PAKKRET NONTHABURI, 11120, THAILAND	Appointment Date	13/02/2015
Eircode			

Title		Function	Director
Name	PETER EDWARD JACKSON	Nationality	
Date of Birth	07/1948	Present Appointments	1
Latest Address	4A BAYSIDE VILLA 1 PIK SHA WAN ROAD, CLEAR WATER, BAY, HONG	Appointment Date	13/02/2015

DISCLAIMER : This Report is **PRIVATE & CONFIDENTIAL** and it is prepared at the request of and for its use by the Subscriber only. The Subscriber shall use the contents of the Report merely as an aid to its business. Mira Inform Private Limited ("MIPL") has collated information/data in the Report, which have not been verified unless otherwise specifically mentioned in the Report. The Subscriber shall independently verify the accuracy and correctness of the information/data before in any way acting upon the same. MIPL shall not be liable for any harm, injury, loss or damage caused to the Subscriber due to default by the Subscriber's debtors/beneficiaries in fulfilling their obligations of any nature whatsoever. This Report or any of its portion shall not be used as a documentary evidence or otherwise before any investigative agencies or forum of law. This Report is confidential and proprietary to MIPL. The Subscriber and/or any other person(s) may not reproduce, publish or disclose any of the contents of the Report to others without the express authorization of MIPL. This Report is prepared and issued to the Subscriber without any risk, responsibility or liability on the part of MIPL or its officials.

SHOWT LIMITED - 547049

PAGE NO. : 7

	KONG		
Eircode			

CURRENT COMPANY SECRETARY

Title		Function	Company Secretary
Name	MICHAEL RICHARD MARCH	Nationality	
Date of Birth	07/1956	Present Appointments	2
Latest Address	4A LAKESHORE NORTH 39/772 NICHADA THANI, SAMAKEE ROAD PAKKRET NONTHABURI, 11120, THAILAND	Appointment Date	13/02/2015
Eircode			







AUTHORISED PERSON

Top Shareholders










Name	Currency	Share Count	Share Type	Nominal Value	% of Total Share Count
SHOWT GLOBAL HOLDINGS LIMITED	EUR	10,000	ORDINARY	1	100

FINANCIALS


















Profit & Loss

	Date Of Accounts	31/12/17	(%)	31/12/16	(%)	31/12/15	(%)	-	(%)	-
	Weeks	52	(%)	52	(%)	46	(%)	-	(%)	-
	Currency	EUR	(%)	EUR	(%)	EUR	(%)	-	(%)	-
	Consolidated A/cs	N	(%)	N	(%)	N	(%)	-	(%)	-
	Turnover	-	-	-	-	-	-	-	-	-
	Export	-	-	-	-	-	-	-	-	-
	Cost of Sales	-	-	-	-	-	-	-	-	-
	Gross Profit	-	-	-	-	-	-	-	-	-
	Wages & Salaries	-	-	-	-	-	-	-	-	-
	Directors Emoluments	€81,150	-0.1%	€81,215	-	-	-	-	-	-

DISCLAIMER : This Report is **PRIVATE & CONFIDENTIAL** and it is prepared at the request of and for its use by the Subscriber only. The Subscriber shall use the contents of the Report merely as an aid to its business. Mira Inform Private Limited ("MIPL") has collated information/data in the Report, which have not been verified unless otherwise specifically mentioned in the Report. The Subscriber shall independently verify the accuracy and correctness of the information/data before in any way acting upon the same. MIPL shall not be liable for any harm, injury, loss or damage caused to the Subscriber due to default by the Subscriber's debtors/beneficiaries in fulfilling their obligations of any nature whatsoever. This Report or any of its portion shall not be used as a documentary evidence or otherwise before any investigative agencies or forum of law. This Report is confidential and proprietary to MIPL. The Subscriber and/or any other person(s) may not reproduce, publish or disclose any of the contents of the Report to others without the express authorization of MIPL. This Report is prepared and issued to the Subscriber without any risk, responsibility or liability on the part of MIPL or its officials.

	Operating Profit	-	-	-	-	-	-	-	-	-
	Depreciation	-	-	-	-	-	-	-	-	-
	Audit Fees	€11,680	8.4%	€10,771	-	-	-	-	-	-
	Interest Payments	-	-	-	-	-	-	-	-	-
	Pre Tax Profit	-	-	-	-	-	-	-	-	-
	Taxation	-	-	-	-	-	-	-	-	-
	Profit After Tax	-	-	-	-	-	-	-	-	-
	Dividends Payable	-	-	-	-	-	-	-	-	-
	Retained Profit	-	-	-	-	-	-	-	-	-






Balance Sheet

	Date Of Accounts	31/12/17	(%)	31/12/16	(%)	31/12/15	(%)	-	(%)	-
	Tangible Assets	€1,326	-	€1,326	0.5%	€1,319	-	-	-	-
	Intangible Assets	0	-	0	-	0	-	-	-	-
	Total Fixed Assets	€1,326	-	€1,326	0.6%	€1,319	-	-	-	-
	Stock	0	-	0	-	0	-	-	-	-
	Trade Debtors	0	-100%	€11	-	0	-	-	-	-
	Cash	€12,164	-59.9%	€30,356	8.2%	€28,054	-	-	-	-
	Other Debtors	€78,485	155.2%	€30,754	-36%	€48,032	-	-	-	-
	Miscellaneous Current Assets	0	-	0	-	0	-	-	-	-
	Total Current Assets	€90,649	48.3%	€61,122	-19.7%	€76,086	-	-	-	-
	Trade Creditors	€222,608	-9%	€244,655	422%	€46,870	-	-	-	-
	Bank Loans & Overdrafts	0	-	0	-	0	-	-	-	-
	Other Short Term Finance	€3,514,160	68%	€2,091,321	999.9%	€11,288	-	-	-	-
	Miscellaneous Current Liabilities	€34,680	-39.7%	€57,477	347.8%	€12,836	-	-	-	-
	Total Current Liabilities	€3,771,448	57.6%	€2,393,453	999.9%	€70,993	-	-	-	-
	Bank Loans & Overdrafts and LTL	0	-	0	-	0	-	-	-	-
	Other Long Term Finance	0	-	0	-	0	-	-	-	-
	Total Long Term Liabilities	0	-	0	-	0	-	-	-	-






Capital & Reserves

	Date Of Accounts	31/12/17	(%)	31/12/16	(%)	31/12/15	(%)	-	(%)	-
--	------------------	----------	-----	----------	-----	----------	-----	---	-----	---





DISCLAIMER : This Report is **PRIVATE & CONFIDENTIAL** and it is prepared at the request of and for its use by the Subscriber only. The Subscriber shall use the contents of the Report merely as an aid to its business. Mira Inform Private Limited ("MIPL") has collated information/data in the Report, which have not been verified unless otherwise specifically mentioned in the Report. The Subscriber shall independently verify the accuracy and correctness of the information/data before in any way acting upon the same. MIPL shall not be liable for any harm, injury, loss or damage caused to the Subscriber due to default by the Subscriber's debtors/beneficiaries in fulfilling their obligations of any nature whatsoever. This Report or any of its portion shall not be used as a documentary evidence or otherwise before any investigative agencies or forum of law. This Report is confidential and proprietary to MIPL. The Subscriber and/or any other person(s) may not reproduce, publish or disclose any of the contents of the Report to others without the express authorization of MIPL. This Report is prepared and issued to the Subscriber without any risk, responsibility or liability on the part of MIPL or its officials.

	Called Up Share Capital	€8,633	-	€8,633	0.6%	€8,584	-	-	-	-
	P & L Account Reserve	-€3,688,106	-57.6%	-€2,339,639	-999.9%	-€2,173	-	-	-	-
	Revaluation Reserve	-	-	-	-	-	-	-	-	-
	Sundry Reserves	-	-	-	-	-	-	-	-	-
	Shareholder Funds	-€3,679,473	-57.8%	-€2,331,006	-999.9%	€6,412	-	-	-	-



Other Financial Items

	Date Of Accounts	31/12/17	(%)	31/12/16	(%)	31/12/15	(%)	-	(%)	-
	Net Worth	-€3,679,473	-57.8%	-€2,331,006	-999.9%	€6,412	-	-	-	-
	Working Capital	-€3,680,799	-57.8%	-€2,332,332	-999.9%	€5,093	-	-	-	-
	Total Assets	€91,975	47.3%	€62,448	-19.3%	€77,405	-	-	-	-
	Total Liabilities	€3,771,448	57.6%	€2,393,453	999.9%	€70,993	-	-	-	-
	Net Assets	-€3,679,473	-57.8%	-€2,331,006	-999.9%	€6,412	-	-	-	-




Cash Flow

	Date Of Accounts	31/12/17	(%)	31/12/16	(%)	31/12/15	(%)	-	(%)	-
	Net Cashflow from Operations	-	-	-	-	-	-	-	-	-
	Net Cashflow before Financing	-	-	-	-	-	-	-	-	-
	Net Cashflow from Financing	-	-	-	-	-	-	-	-	-
	Increase in Cash	-	-	-	-	-	-	-	-	-












Miscellaneous

	Date Of Accounts	31/12/17	(%)	31/12/16	(%)	31/12/15	(%)	-	(%)	-
	Contingent Liability	NO	-	NO	-	NO	-	-	-	-
	Capital Employed	-€3,679,473	-57.8%	-€2,331,006	-999.9%	€6,412	-	-	-	-
	Number of Employees	-	-	-	-	-	-	-	-	-
	Accountants									
	Auditors	KPMG								
	Auditor Comments	The audit report contains no adverse comments								
	Bankers	BANK OF IRELAND								
	Bank Branch Code	90-01-13								

Ratios

	Date Of Accounts	31/12/17	31/12/16	31/12/15	-	-
	Pre-tax profit margin %	-	-	-	-	-
	Current ratio	0.02	0.03	1.07	-	-
	Sales/Net Working Capital	-	-	-	-	-

DISCLAIMER : This Report is **PRIVATE & CONFIDENTIAL** and it is prepared at the request of and for its use by the Subscriber only. The Subscriber shall use the contents of the Report merely as an aid to its business. Mira Inform Private Limited ("MIPL") has collated information/data in the Report, which have not been verified unless otherwise specifically mentioned in the Report. The Subscriber shall independently verify the accuracy and correctness of the information/data before in any way acting upon the same. MIPL shall not be liable for any harm, injury, loss or damage caused to the Subscriber due to default by the Subscriber's debtors/beneficiaries in fulfilling their obligations of any nature whatsoever. This Report or any of its portion shall not be used as a documentary evidence or otherwise before any investigative agencies or forum of law. This Report is confidential and proprietary to MIPL. The Subscriber and/or any other person(s) may not reproduce, publish or disclose any of the contents of the Report to others without the express authorization of MIPL. This Report is prepared and issued to the Subscriber without any risk, responsibility or liability on the part of MIPL or its officials.

	Gearing %	0	0	0	-	-
	Equity in %	-4000.50	-3732.70	8.30	-	-
	Creditor Days	-	-	-	-	-
	Debtor Days	-	-	-	-	-
	Liquidity/Acid Test	0.02	0.02	1.07	-	-
	Return On Capital Employed %	-	-	-	-	-
	Return On Total Assets Employed %	-	-	-	-	-
	Current Debt Ratio	-1.02	-1.02	11.07	-	-
	Total Debt Ratio	-1.02	-1.02	11.07	-	-
	Stock Turnover Ratio %	-	-	-	-	-
	Return on Net Assets Employed %	-	-	-	-	-

Report Notes

There are no notes to display.

Status History

No Status History found

EVENT HISTORY

Date	Description
23/10/2018	Annual Returns
22/10/2018	New Accounts Filed
22/10/2018	New Accounts Filed
02/12/2017	Annual Returns
01/12/2017	Annual Returns
29/11/2017	New Accounts Filed
29/11/2017	New Accounts Filed
19/10/2015	Annual Returns
13/02/2015	New Board Member (MICHAEL THOMAS MOHAN) appointed
13/02/2015	New Board Member (PETER EDWARD JACKSON) appointed
13/02/2015	New Board Member (MICHAEL RICHARD MARCH) appointed
13/02/2015	New Company Secretary (MICHAEL RICHARD MARCH) appointed

Previous Company Names

No Previous Names found

DISCLAIMER : This Report is **PRIVATE & CONFIDENTIAL** and it is prepared at the request of and for its use by the Subscriber only. The Subscriber shall use the contents of the Report merely as an aid to its business. Mira Inform Private Limited ("MIPL") has collated information/data in the Report, which have not been verified unless otherwise specifically mentioned in the Report. The Subscriber shall independently verify the accuracy and correctness of the information/data before in any way acting upon the same. MIPL shall not be liable for any harm, injury, loss or damage caused to the Subscriber due to default by the Subscriber's debtors/beneficiaries in fulfilling their obligations of any nature whatsoever. This Report or any of its portion shall not be used as a documentary evidence or otherwise before any investigative agencies or forum of law. This Report is confidential and proprietary to MIPL. The Subscriber and/or any other person(s) may not reproduce, publish or disclose any of the contents of the Report to others without the express authorization of MIPL. This Report is prepared and issued to the Subscriber without any risk, responsibility or liability on the part of MIPL or its officials.

Received Documents

Writ Details

No writs found

STATISTICS

Group	2 companies
Linkages	0 companies
Countries	In 0 countries

SUMMARY

Holding Company	-
Ownership Status	Wholly Owned
Ultimate Holding Company	SHOWT GLOBAL HOLDINGS LTD

GROUP STRUCTURE

Company Name	Registered Number	Latest Key Financials	Consol. Accounts	Turnover
SHOWT GLOBAL HOLDINGS LTD	N/A	-	-	
SHOWT LIMITED	IE557453	31.12.2017	N	

Previous Director/Company Secretaries

No Previous Director Details

FOREIGN EXCHANGE RATES

Currency	Unit	Indian Rupees
US Dollar	1	INR 69.99
UK Pound	1	INR 88.96
Euro	1	INR 79.82
Euro	1	INR 79.94

Note : Above are approximate rates obtained from sources believed to be correct

INFORMATION DETAILS

Analysis Done by :	NIS
Report Prepared by :	SYL

DISCLAIMER : This Report is **PRIVATE & CONFIDENTIAL** and it is prepared at the request of and for its use by the Subscriber only. The Subscriber shall use the contents of the Report merely as an aid to its business. Mira Inform Private Limited ("MIPL") has collated information/data in the Report, which have not been verified unless otherwise specifically mentioned in the Report. The Subscriber shall independently verify the accuracy and correctness of the information/data before in any way acting upon the same. MIPL shall not be liable for any harm, injury, loss or damage caused to the Subscriber due to default by the Subscriber's debtors/beneficiaries in fulfilling their obligations of any nature whatsoever. This Report or any of its portion shall not be used as a documentary evidence or otherwise before any investigative agencies or forum of law. This Report is confidential and proprietary to MIPL. The Subscriber and/or any other person(s) may not reproduce, publish or disclose any of the contents of the Report to others without the express authorization of MIPL. This Report is prepared and issued to the Subscriber without any risk, responsibility or liability on the part of MIPL or its officials.

RATING EXPLANATIONS

Credit Rating	Explanation	Rating Comments
A++	Minimum Risk	Business dealings permissible with minimum risk of default
A+	Low Risk	Business dealings permissible with low risk of default
A	Acceptable Risk	Business dealings permissible with moderate risk of default
B	Medium Risk	Business dealings permissible on a regular monitoring basis
C	Medium High Risk	Business dealings permissible preferably on secured basis
D	High Risk	Business dealing not recommended or on secured terms only
NB	New Business	No recommendation can be done due to business in infancy stage
NT	No Trace	No recommendation can be done as the business is not traceable

NB is stated where there is insufficient information to facilitate rating. However, it is not to be considered as unfavourable.

This score serves as a reference to assess SC's credit risk and to set the amount of credit to be extended. It is calculated from a composite of weighted scores obtained from each of the major sections of this report. The assessed factors are as follows:

- Financial condition covering various ratios
- Company background and operations size
- Promoters / Management background
- Payment record
- Litigation against the subject
- Industry scenario / competitor analysis
- Supplier / Customer / Banker review (wherever available)