

**MIRA INFORM REPORT**

<b>Report No. :</b>	546036
<b>Report Date :</b>	24.12.2018

**IDENTIFICATION DETAILS**

<b>Name :</b>	UNISTAR METALS PRIVATE LIMITED (w.e.f. 22.06.2009)
<b>Formerly Known As :</b>	UNISTAR GRANITES PROCESSING PRIVATE LIMITED
<b>Registered Office :</b>	Vardaan, Suite No.306 25A, Camac Street, 3rd Floor, Kolkata – 700016, West Bengal
<b>Tel. No.:</b>	91-33-22874932
<b>Country :</b>	India
<b>Financials (as on) :</b>	31.03.2018
<b>Date of Incorporation :</b>	14.09.2007
<b>CIN No.:</b> [Company Identification No.]	U13203WB2007PTC118655
<b>Capital Investment / Paid-up Capital :</b>	INR 0.100 Million
<b>PAN No.:</b> [Permanent Account No.]	AAACU9231C
<b>GSTN :</b> [Goods & Service Tax Registration No.]	19AAACU9231C1ZG
<b>Legal Form :</b>	Private Limited Liability Company
<b>Line of Business :</b>	Manufacturer Fabrication of Iron and Steel. (Registered Activity and also confirmed by management)
<b>No. of Employees :</b>	130 (Approximately)

**RATING & COMMENTS**

(Mira Inform has adopted New Rating mechanism w.e.f. 23<sup>rd</sup> January 2017)

**DISCLAIMER :** This Report is **PRIVATE & CONFIDENTIAL** and it is prepared at the request of and for its use by the Subscriber only. The Subscriber shall use the contents of the Report merely as an aid to its business. Mira Inform Private Limited ("MIPL") has collated information/data in the Report, which have not been verified unless otherwise specifically mentioned in the Report. The Subscriber shall independently verify the accuracy and correctness of the information/data before in any way acting upon the same. MIPL shall not be liable for any harm, injury, loss or damage caused to the Subscriber due to default by the Subscriber's debtors/beneficiaries in fulfilling their obligations of any nature whatsoever. This Report or any of its portion shall not be used as a documentary evidence or otherwise before any investigative agencies or forum of law. This Report is confidential and proprietary to MIPL. The Subscriber and/or any other person(s) may not reproduce, publish or disclose any of the contents of the Report to others without the express authorization of MIPL. This Report is prepared and issued to the Subscriber without any risk, responsibility or liability on the part of MIPL or its officials.

<b>MIRA's Rating :</b>	B
------------------------	---

Credit Rating	Explanation	Rating Comments
B	Medium Risk	Business dealings permissible on a regular monitoring basis

<b>Status :</b>	Moderate
<b>Payment Behaviour :</b>	Slow
<b>Litigation :</b>	Clear
<b>Comments :</b>	<p>Subject was incorporated in the year 2007. The company is a manufacturer of other fabricated metal products.</p> <p>As per the financial records of 2018, the company has achieved a fair growth of 15.05% in its revenue as compared to the previous year and has reported an average net profit margin 1.19%.</p> <p>The company possesses moderate financial position marked by average networth base along with high debt balance sheet profile.</p> <p>Business is active. Payment seems to be slow.</p> <p>In view of aforesaid, the company can be considered for business dealings with some caution.</p>

**NOTES :**

Any query related to this report can be made on e-mail : [infodept@mirainform.com](mailto:infodept@mirainform.com) while quoting report number, name and date.

**ECGC Country Risk Classification List**

Country Name	Previous Rating (30.06.2018)	Current Rating (30.09.2018)
India	A1	A1

Risk Category	ECGC Classification
Insignificant	A1
Low Risk	A2
Moderately Low Risk	B1
Moderate Risk	B2
Moderately High Risk	C1
High Risk	C2
Very High Risk	D

**DISCLAIMER :** This Report is **PRIVATE & CONFIDENTIAL** and it is prepared at the request of and for its use by the Subscriber only. The Subscriber shall use the contents of the Report merely as an aid to its business. Mira Inform Private Limited ("MIPL") has collated information/data in the Report, which have not been verified unless otherwise specifically mentioned in the Report. The Subscriber shall independently verify the accuracy and correctness of the information/data before in any way acting upon the same. MIPL shall not be liable for any harm, injury, loss or damage caused to the Subscriber due to default by the Subscriber's debtors/beneficiaries in fulfilling their obligations of any nature whatsoever. This Report or any of its portion shall not be used as a documentary evidence or otherwise before any investigative agencies or forum of law. This Report is confidential and proprietary to MIPL. The Subscriber and/or any other person(s) may not reproduce, publish or disclose any of the contents of the Report to others without the express authorization of MIPL. This Report is prepared and issued to the Subscriber without any risk, responsibility or liability on the part of MIPL or its officials.

**EXTERNAL AGENCY RATING**

Rating Agency Name	Not Available
Rating	Not Available
Rating Explanation	Not Available
Date	Not Available

**RBI DEFAULTERS' LIST STATUS**

Subject's name is not enlisted as a defaulter in the publicly available RBI Defaulters' list.

**EPF (Employee Provident Fund) DEFAULTERS' LIST STATUS**

Subject's name is not enlisted as a defaulter in the publicly available EPF (Employee Provident Fund) Defaulters' list as of 31-03-2018.

**BIFR (Board for Industrial & Financial Reconstruction) LISTING STATUS**

Subject's name is not listed as a Sick Unit in the publicly available BIFR (Board for Industrial & Financial Reconstruction) list as of 24.12.2018.

**IBBI (Insolvency and Bankruptcy Board of India) LISTING STATUS**

Subject's name is not listed in the publicly available IBBI (Insolvency and Bankruptcy Board of India) list as of report date.

**INFORMATION PARTED BY**

Name :	Mr. Rajesh Sharma
Designation :	Accounts Manager
Contact No.:	91-33-22874932
Date :	21.12.2018

**LOCATIONS**

Registered Office :	Vardaan, Suite No.306 25A, Camac Street, 3rd Floor, Kolkata – 700016, West Bengal, India
Tel. No.:	91-33-22874932
Mobile No.:	91-9874514446 (Mr. Rajesh Sharma)
Fax No.:	Not Available

**DISCLAIMER** : This Report is **PRIVATE & CONFIDENTIAL** and it is prepared at the request of and for its use by the Subscriber only. The Subscriber shall use the contents of the Report merely as an aid to its business. Mira Inform Private Limited ("MIPL") has collated information/data in the Report, which have not been verified unless otherwise specifically mentioned in the Report. The Subscriber shall independently verify the accuracy and correctness of the information/data before in any way acting upon the same. MIPL shall not be liable for any harm, injury, loss or damage caused to the Subscriber due to default by the Subscriber's debtors/beneficiaries in fulfilling their obligations of any nature whatsoever. This Report or any of its portion shall not be used as a documentary evidence or otherwise before any investigative agencies or forum of law. This Report is confidential and proprietary to MIPL. The Subscriber and/or any other person(s) may not reproduce, publish or disclose any of the contents of the Report to others without the express authorization of MIPL. This Report is prepared and issued to the Subscriber without any risk, responsibility or liability on the part of MIPL or its officials.

<b>E-Mail :</b>	<a href="mailto:landscapeaccounts@smitabh.com">landscapeaccounts@smitabh.com</a>
<b>Factory :</b>	National Highway 06, Jail No. 5, Howrah – 411104, West Bengal, India

**DIRECTORS**

**As on 31.03.2018**

<b>Name :</b>	Mr. Manjeet Bahety
<b>Designation :</b>	Director
<b>Address :</b>	Saraswati Niket, Flat-7A, 5 Camac Street Shakespeare Sarani, Kolkata – 700017, West Bengal, India
<b>Date of Birth/Age :</b>	02.08.1974
<b>Date of Appointment :</b>	14.09.2007
<b>DIN No.:</b>	00454696

**Other Directorship:**

CIN/FCRN	Company Name	Begin Date	End Date
U17120WB2011PTC171300	PRESTIGE LOOP MATS PRIVATE LIMITED	27/12/2011	-
U24139WB1995PLC073960	SMITABH INTERCON LTD.	29/01/2004	-
U51109WB1994PTC063274	BRAHMA MERCHANTS PVT LTD	18/05/2004	-
U51109WB1994PTC063500	SIBSAGAR VYAPAAR PVT LTD	17/03/2003	-
U51109WB1998PTC086560	TIMS POLYMERS PRIVATE LIMITED	07/10/1999	-
U51109WB2005PTC102905	SWATI APPLIANCES PRIVATE LIMITED	05/09/2017	-
U51109WB2005PTC103068	RAN VINIMAY PRIVATE LIMITED	05/09/2017	-
U51394WB2001PTC093381	EXCLUSIVELINES ENTERPRISES PRIVATE LIMITED	04/12/2006	-
U51909WB1996PTC078836	FINLORD MARKETING PVT LTD	02/03/2007	-

LLPIN/FLLPIN	LLP Name	Begin Date	End Date
AAD-2203	BRAJ REALTORS LLP	19/01/2015	-

<b>Name :</b>	Mr. Ashok Kumar Mehrotra
<b>Designation :</b>	Director
<b>Address :</b>	Natural City, Block-D, 5th Floor, Flat No.- 5E, 43 Shyamnagar Road, Bangur Avenue, North 24 Pargana, Kolkata – 700055, West Bengal, India
<b>Date of Birth/Age :</b>	02.12.1956
<b>Date of Appointment :</b>	02.04.2010
<b>DIN No.:</b>	00482568

**Other Directorship:**

CIN/FCRN	Company Name	Begin Date	End Date
U24139WB1995PLC073960	SMITABH INTERCON LTD.	01/09/2015	-
U51391WB2003PTC096990	FLORAL DISTRIBUTORS PRIVATE LIMITED	18/09/2003	-

**UNISTAR METALS PRIVATE LIMITED - 546036**

**PAGE NO. : 5**

U51909WB2004PTC098466	SRIJAN COMMERCIAL PRIVATE LIMITED	05/05/2004	-
U51909WB2007PTC118685	NIMBUS TRACOM PRIVATE LIMITED	14/09/2007	-
U74140WB2006PTC110983	LANDSCAPE SOLUTIONS PRIVATE LIMITED	24/04/2007	-
U74950WB2000PTC092410	BEAUTY IMPEX PRIVATE LIMITED	13/09/2000	-
<b>Name :</b>	Mr. Gaurav Jhavar		
<b>Designation :</b>	Director		
<b>Address :</b>	South City Garden, Tower-2, Flat-4K, 61 B.L Saha Road, Near N.S.H.M College, Kalabagan, New Ali Pore, Kolkata – 700053, West Bengal, India		
<b>Date of Birth/Age :</b>	18.01.1986		
<b>Date of Appointment :</b>	08.08.2013		
<b>DIN No.:</b>	06652966		

**KEY EXECUTIVES**

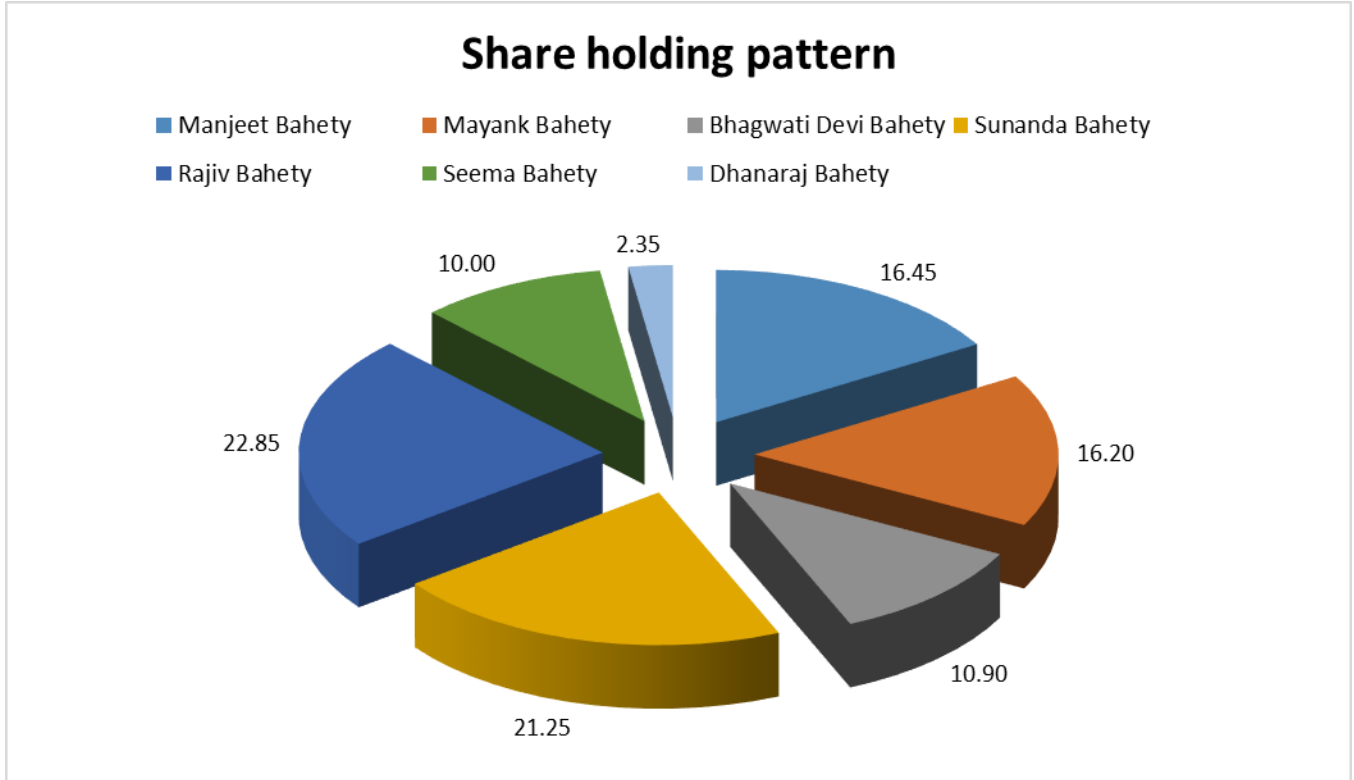
<b>Name :</b>	Mr. Rajesh Sharma
<b>Designation :</b>	Accounts Manager

**MAJOR SHAREHOLDERS / SHAREHOLDING PATTERN**

**As on 31.03.2017**

<b>Names of Shareholders</b>	<b>No. of Shares</b>	<b>Percentage</b>
Manjeet Bahety	1645	16.45
Mayank Bahety	1620	16.20
Bhagwati Devi Bahety	1090	10.90
Sunanda Bahety	2125	21.25
Rajiv Bahety	2285	22.85
Seema Bahety	1000	10.00
Dhanaraj Bahety	235	2.35
<b>Total</b>	<b>10000</b>	<b>100.00</b>

**DISCLAIMER :** This Report is **PRIVATE & CONFIDENTIAL** and it is prepared at the request of and for its use by the Subscriber only. The Subscriber shall use the contents of the Report merely as an aid to its business. Mira Inform Private Limited ("MIPL") has collated information/data in the Report, which have not been verified unless otherwise specifically mentioned in the Report. The Subscriber shall independently verify the accuracy and correctness of the information/data before in any way acting upon the same. MIPL shall not be liable for any harm, injury, loss or damage caused to the Subscriber due to default by the Subscriber's debtors/beneficiaries in fulfilling their obligations of any nature whatsoever. This Report or any of its portion shall not be used as a documentary evidence or otherwise before any investigative agencies or forum of law. This Report is confidential and proprietary to MIPL. The Subscriber and/or any other person(s) may not reproduce, publish or disclose any of the contents of the Report to others without the express authorization of MIPL. This Report is prepared and issued to the Subscriber without any risk, responsibility or liability on the part of MIPL or its officials.



**As on 03.05.2018**

Names of Allottees	No. of Shares
Manjeet Bahety	6580
Mayank Bahety	6480
Bhagwati Devi Bahety	4360
Sunanda Bahety	8500
Rajiv Bahety	9140
Seema Bahety	4000
Dhanaraj Bahety	940
<b>Total</b>	<b>40000</b>

**Equity Share Break up (Percentage of Total Equity)**

**As on 29.09.2018**

Category	Percentage
Promoter - (Individual/ Hindu Undivided Family – Indian)	100.00
<b>Total</b>	<b>100.00</b>

**DISCLAIMER** : This Report is **PRIVATE & CONFIDENTIAL** and it is prepared at the request of and for its use by the Subscriber only. The Subscriber shall use the contents of the Report merely as an aid to its business. Mira Inform Private Limited ("MIPL") has collated information/data in the Report, which have not been verified unless otherwise specifically mentioned in the Report. The Subscriber shall independently verify the accuracy and correctness of the information/data before in any way acting upon the same. MIPL shall not be liable for any harm, injury, loss or damage caused to the Subscriber due to default by the Subscriber's debtors/beneficiaries in fulfilling their obligations of any nature whatsoever. This Report or any of its portion shall not be used as a documentary evidence or otherwise before any investigative agencies or forum of law. This Report is confidential and proprietary to MIPL. The Subscriber and/or any other person(s) may not reproduce, publish or disclose any of the contents of the Report to others without the express authorization of MIPL. This Report is prepared and issued to the Subscriber without any risk, responsibility or liability on the part of MIPL or its officials.

**BUSINESS DETAILS**

<b>Line of Business :</b>	Manufacturer Fabrication of Iron and Steel. (Registered Activity and also confirmed by management)	
<b>Products/ Services :</b>	<b>Item Code No.</b> 73089010	<b>Product/ Services Description</b> Fabrication of structures and Parts thereof made from Iron and Steel e.g. Channel, Beam, Angle, Joist, Pipes etc.
<b>Brand Names :</b>	Not Available	
<b>Agencies Held :</b>	Not Available	
<b>Exports :</b>	Not Available	
<b>Imports :</b>	Not Available	
<b>Terms :</b>		
<b>Selling :</b>	Cheque and RTGS	
<b>Purchasing :</b>	Cheque and RTGS	

**PRODUCTION STATUS NOT AVAILABLE**

**GENERAL INFORMATION**

<b>Suppliers :</b>	<b>Reference :</b>	Not Divulged
	<b>Name of the Person :</b>	--
	<b>Contact No.:</b>	--
	<b>Since How Long Known :</b>	--
	<b>Maximum Limit Dealt :</b>	--
	<b>Experience :</b>	--
	<b>Remark:</b>	--
<b>Customers :</b>	End Users	
	<b>Reference :</b>	Not Divulged
	<b>Name of the Person :</b>	--
	<b>Contact No.:</b>	--
	<b>Since How Long Known :</b>	--
	<b>Maximum Limit Dealt :</b>	--
	<b>Experience :</b>	--
	<b>Remark:</b>	--

<b>No. of Employees :</b>	130 (Approximately)		
<b>Bankers :</b>	<b>Bank Name</b>	Not Divulged	
	<b>Branch</b>	Not Divulged	
	<b>Person Name (With Designation)</b>	--	
	<b>Contact Number</b>	--	
	<b>Name of Account Holder</b>	--	
	<b>Account Number</b>	--	
	<b>Account Since (Date/Year of Account Opening)</b>	--	
	<b>Average Balance Maintained (If Possible)</b>	--	
	<b>Credit Facilities Enjoyed (If any)</b>	--	
	<b>Account Operation</b>	--	
<b>Remarks (If any)</b>	--		
<b>Facilities :</b>	<b>Secured Loan</b>	<b>31.03.2018 (INR in Million)</b>	<b>31.03.2017 (INR in Million)</b>
	<b>Long-term Borrowings</b>		
	Term Loan-HDFC Bank Limited	3.416	2.019
	Term Loan-Srei Equipment Finance Limited	0.462	0.000
	<b>Short-term borrowings</b>		
	HDFC Bank Limited – Working Capital Loan	33.694	34.584
	<b>Total</b>	<b>37.572</b>	<b>36.603</b>
	<p><b>Long-term Borrowings:</b>  <b>Term Loan-HDFC Bank Limited</b>  Against Hypothecation of Pant and Machinery, Stock, Book Debts, Personal Guarantee of Directors and Equitable Mortgage of Land in the name of relatives of Directors.</p> <p><b>Term Loan-Srei Equipment Finance Limited</b>  Against Hypothecation of Equipment (Hydra) and Personal Guarantee of Directors</p> <p><b>Short-term borrowings:</b>  <b>HDFC Bank Limited – Working Capital Loan</b>  Against Hypothecation of Stock, Book Debts, Personal; Guarantee of Directors and Equitable Mortgage of Land in the name of relatives of Directors.</p>		
<b>Auditors :</b>			
<b>Name :</b>	Shruti Dokania and Associates		

**UNISTAR METALS PRIVATE LIMITED - 546036**

**PAGE NO. : 9**

	Chartered Accountants
<b>Address :</b>	12, Mangoe Lane, 1 <sup>st</sup> Floor, Kolkata – 700 001, West Bengal, India
<b>Membership No.:</b>	322228E
<b>Income-tax PAN of auditor or auditor's firm :</b>	ADLPD5543K
<b>Memberships :</b>	Not Available
<b>Collaborators :</b>	Not Available
<b>Enterprises controlled by key management personnel and relatives of Key Management Personnel :</b>	<ul style="list-style-type: none"> <li>• Landscape Solutions Private Limited</li> <li>• Green Packaging Industries Private Limited</li> <li>• Dinman Polypacks Private Limited</li> <li>• Balasaria Holdings Private Limited</li> <li>• Ran Vinimay Private Limited</li> <li>• Swati Appliances Private Limited</li> </ul>

**CAPITAL STRUCTURE**

**After 29.09.2018**

**Authorised Capital :**

No. of Shares	Type	Value	Amount
100000	Equity Shares	INR 10/- each	INR 1.000 Million

**Issued, Subscribed & Paid-up Capital :**

No. of Shares	Type	Value	Amount
50000	Equity Shares	INR 10/- each	INR 0.500 Million

**As on 31.03.2018**

**Authorised Capital :**

No. of Shares	Type	Value	Amount
100000	Equity Shares	INR 10/- each	INR 1.000 Million

**Issued, Subscribed & Paid-up Capital :**

No. of Shares	Type	Value	Amount
10000	Equity Shares	INR 10/- each	INR 0.100 Million

**DISCLAIMER :** This Report is **PRIVATE & CONFIDENTIAL** and it is prepared at the request of and for its use by the Subscriber only. The Subscriber shall use the contents of the Report merely as an aid to its business. Mira Inform Private Limited ("MIPL") has collated information/data in the Report, which have not been verified unless otherwise specifically mentioned in the Report. The Subscriber shall independently verify the accuracy and correctness of the information/data before in any way acting upon the same. MIPL shall not be liable for any harm, injury, loss or damage caused to the Subscriber due to default by the Subscriber's debtors/beneficiaries in fulfilling their obligations of any nature whatsoever. This Report or any of its portion shall not be used as a documentary evidence or otherwise before any investigative agencies or forum of law. This Report is confidential and proprietary to MIPL. The Subscriber and/or any other person(s) may not reproduce, publish or disclose any of the contents of the Report to others without the express authorization of MIPL. This Report is prepared and issued to the Subscriber without any risk, responsibility or liability on the part of MIPL or its officials.

**FINANCIAL DATA**  
*[all figures are in INR Million]*

**ABRIDGED BALANCE SHEET**

SOURCES OF FUNDS	31.03.2018	31.03.2017	31.03.2016
<b>I. EQUITY AND LIABILITIES</b>			
(1) Shareholders' Funds			
(a) Share Capital	0.100	0.100	0.100
(b) Reserves & Surplus	7.972	5.334	3.463
(c) Money received against share warrants	0.000	0.000	0.000
(2) Share Application money pending allotment	0.000	0.000	0.000
<b>Total Shareholders' Funds (1) + (2)</b>	<b>8.072</b>	<b>5.434</b>	<b>3.563</b>
(3) Non-Current Liabilities			
(a) long-term borrowings	33.878	32.019	32.679
(b) Deferred tax liabilities (Net)	2.557	2.142	1.481
(c) Other long term liabilities	0.000	0.000	0.000
(d) long-term provisions	0.000	0.000	0.000
<b>Total Non-current Liabilities (3)</b>	<b>36.435</b>	<b>34.161</b>	<b>34.160</b>
(4) Current Liabilities			
(a) Short term borrowings	108.894	86.784	62.639
(b) Trade payables	27.786	20.869	19.558
(c) Other current liabilities	13.254	13.171	11.902
(d) Short-term provisions	0.000	0.000	0.000
<b>Total Current Liabilities (4)</b>	<b>149.934</b>	<b>120.824</b>	<b>94.099</b>
<b>TOTAL</b>	<b>194.441</b>	<b>160.419</b>	<b>131.822</b>
<b>II. ASSETS</b>			
(1) Non-current assets			
(a) Fixed Assets			
(i) Tangible assets	38.795	31.353	24.172
(ii) Intangible Assets	0.000	0.000	0.000
(iii) Capital work-in-progress	0.000	0.031	3.209
(iv) Intangible assets under development	0.000	0.000	0.000
(b) Non-current Investments	0.000	0.000	0.000
(c) Deferred tax assets (net)	0.000	0.000	0.000
(d) Long-term Loan and Advances	4.052	3.892	3.879
(e) Other Non-current assets	0.000	0.000	0.000
<b>Total Non-Current Assets</b>	<b>42.847</b>	<b>35.276</b>	<b>31.260</b>
(2) Current assets			

**DISCLAIMER** : This Report is **PRIVATE & CONFIDENTIAL** and it is prepared at the request of and for its use by the Subscriber only. The Subscriber shall use the contents of the Report merely as an aid to its business. Mira Inform Private Limited ("MIPL") has collated information/data in the Report, which have not been verified unless otherwise specifically mentioned in the Report. The Subscriber shall independently verify the accuracy and correctness of the information/data before in any way acting upon the same. MIPL shall not be liable for any harm, injury, loss or damage caused to the Subscriber due to default by the Subscriber's debtors/beneficiaries in fulfilling their obligations of any nature whatsoever. This Report or any of its portion shall not be used as a documentary evidence or otherwise before any investigative agencies or forum of law. This Report is confidential and proprietary to MIPL. The Subscriber and/or any other person(s) may not reproduce, publish or disclose any of the contents of the Report to others without the express authorization of MIPL. This Report is prepared and issued to the Subscriber without any risk, responsibility or liability on the part of MIPL or its officials.

**UNISTAR METALS PRIVATE LIMITED - 546036**

**PAGE NO. : 11**

(a) Current investments	0.000	0.000	0.000
(b) Inventories	63.514	36.175	42.171
(c) Trade receivables	78.471	84.211	52.213
(d) Cash and cash equivalents	0.092	0.133	0.236
(e) Short-term loans and advances	5.033	4.438	5.289
(f) Other current assets	4.484	0.186	0.653
<b>Total Current Assets</b>	<b>151.594</b>	<b>125.143</b>	<b>100.562</b>
<b>TOTAL</b>	<b>194.441</b>	<b>160.419</b>	<b>131.822</b>

**PROFIT & LOSS ACCOUNT**

PARTICULARS	31.03.2018	31.03.2017	31.03.2016
<b>SALES</b>			
Income	221.054	192.136	142.109
Other Income	0.042	0.069	0.846
<b>TOTAL</b>	<b>221.096</b>	<b>192.205</b>	<b>142.955</b>
<b>Less EXPENSES</b>			
Cost of Raw Materials Consumed	187.239	126.708	112.735
Cost of Stores and Packing Materials Consumed	10.273	11.211	9.180
Changes in inventories of finished goods, work-in-progress and Stock-in-Trade	(21.224)	10.238	(21.021)
Employees benefits expense	9.881	10.428	5.816
Administrative and Other expenses	20.923	20.767	25.321
<b>TOTAL</b>	<b>207.092</b>	<b>179.352</b>	<b>132.031</b>
<b>PROFIT/ (LOSS) BEFORE INTEREST, TAX, DEPRECIATION AND AMORTISATION</b>	<b>14.004</b>	<b>12.853</b>	<b>10.924</b>
<b>Less FINANCIAL EXPENSES</b>	8.860	8.558	8.064
<b>PROFIT / (LOSS) BEFORE TAX, DEPRECIATION AND AMORTISATION</b>	<b>5.144</b>	<b>4.295</b>	<b>2.860</b>
<b>Less/ Add DEPRECIATION/ AMORTISATION</b>	2.091	1.763	1.090
<b>PROFIT/ (LOSS) BEFORE TAX</b>	<b>3.053</b>	<b>2.532</b>	<b>1.770</b>
<b>Less TAX</b>	0.415	0.661	0.714
<b>PROFIT/ (LOSS) AFTER TAX</b>	<b>2.638</b>	<b>1.871</b>	<b>1.056</b>
<b>Earnings / (Loss) Per Share (INR)</b>	<b>263.83</b>	<b>187.06</b>	<b>105.6</b>

**DISCLAIMER** : This Report is **PRIVATE & CONFIDENTIAL** and it is prepared at the request of and for its use by the Subscriber only. The Subscriber shall use the contents of the Report merely as an aid to its business. Mira Inform Private Limited ("MIPL") has collated information/data in the Report, which have not been verified unless otherwise specifically mentioned in the Report. The Subscriber shall independently verify the accuracy and correctness of the information/data before in any way acting upon the same. MIPL shall not be liable for any harm, injury, loss or damage caused to the Subscriber due to default by the Subscriber's debtors/beneficiaries in fulfilling their obligations of any nature whatsoever. This Report or any of its portion shall not be used as a documentary evidence or otherwise before any investigative agencies or forum of law. This Report is confidential and proprietary to MIPL. The Subscriber and/or any other person(s) may not reproduce, publish or disclose any of the contents of the Report to others without the express authorization of MIPL. This Report is prepared and issued to the Subscriber without any risk, responsibility or liability on the part of MIPL or its officials.

**CURRENT MATURITIES OF LONG TERM DEBT DETAILS**

Particulars	31.03.2018	31.03.2017	31.03.2016
Current Maturities of Long term debt	1.590	0.661	0.589
Cash flow from operating activities before tax and extra ordinary Items	18.294	14.195	21.061
Cash flow from operating activities	18.294	14.195	21.061

**KEY RATIOS**

**EFFICIENCY RATIOS**

PARTICULARS	31.03.2018	31.03.2017	31.03.2016
Average Collection Days (Sundry Debtors / Income * 365 Days)	129.57	159.98	134.11
Account Receivables Turnover (Income / Sundry Debtors)	2.82	2.28	2.72
Average Payment Days (Sundry Creditors / Purchases * 365 Days)	51.35	55.23	58.55
Inventory Turnover (Operating Income / Inventories)	0.22	0.36	0.26
Asset Turnover (Operating Income / Net Fixed Assets)	0.36	0.41	0.40

**LEVERAGE RATIOS**

PARTICULARS	31.03.2018	31.03.2017	31.03.2016
Debt Ratio ((Borrowing + Current Liabilities) / Total Assets)	0.95	0.96	0.97
Debt Equity Ratio (Total Liability / Networth)	17.88	21.98	26.92
Current Liabilities to Network (Current Liabilities / Net Worth)	18.57	22.23	26.41
Fixed Assets to Network (Net Fixed Assets / Network)	4.81	5.78	7.68
Interest Coverage Ratio (PBIT / Financial Charges)	1.58	1.50	1.35

**DISCLAIMER** : This Report is **PRIVATE & CONFIDENTIAL** and it is prepared at the request of and for its use by the Subscriber only. The Subscriber shall use the contents of the Report merely as an aid to its business. Mira Inform Private Limited ("MIPL") has collated information/data in the Report, which have not been verified unless otherwise specifically mentioned in the Report. The Subscriber shall independently verify the accuracy and correctness of the information/data before in any way acting upon the same. MIPL shall not be liable for any harm, injury, loss or damage caused to the Subscriber due to default by the Subscriber's debtors/beneficiaries in fulfilling their obligations of any nature whatsoever. This Report or any of its portion shall not be used as a documentary evidence or otherwise before any investigative agencies or forum of law. This Report is confidential and proprietary to MIPL. The Subscriber and/or any other person(s) may not reproduce, publish or disclose any of the contents of the Report to others without the express authorization of MIPL. This Report is prepared and issued to the Subscriber without any risk, responsibility or liability on the part of MIPL or its officials.

**PROFITABILITY RATIOS**

PARTICULARS		31.03.2018	31.03.2017	31.03.2016
Net Profit Margin [(PAT / Sales) * 100]	%	1.19	0.97	0.74
Return on Total Assets ((PAT / Total Assets) * 100)	%	1.36	1.17	0.80
Return on Investment (ROI) ((PAT / Networth) * 100)	%	32.68	34.43	29.64

**SOLVENCY RATIOS**

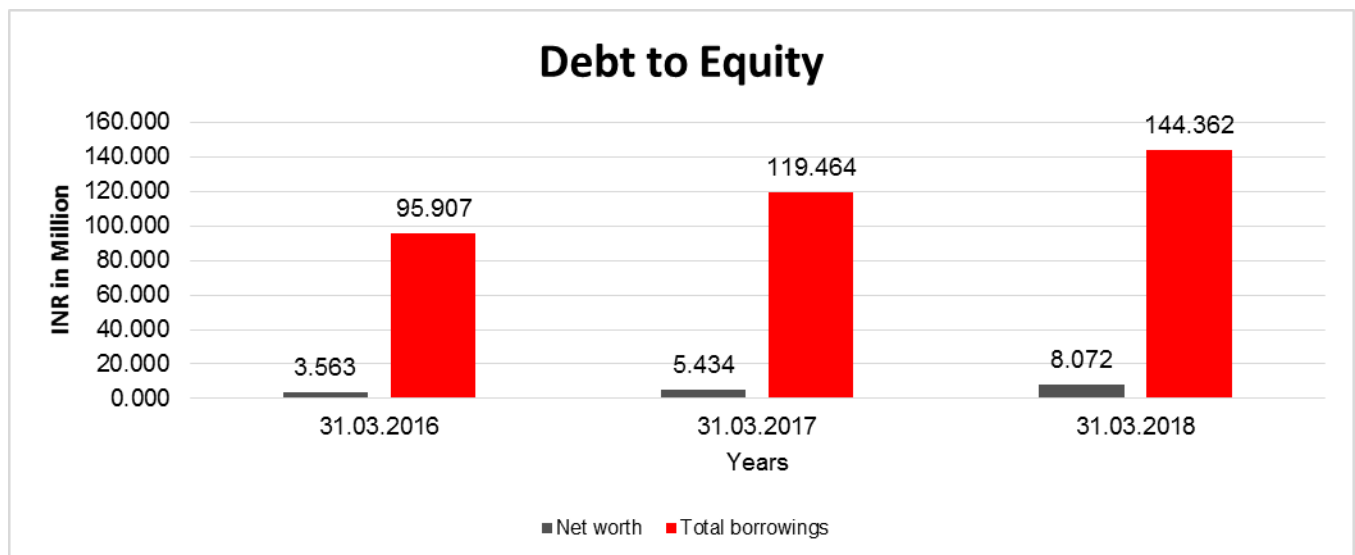
PARTICULARS		31.03.2018	31.03.2017	31.03.2016
Current Ratio (Current Assets / Current Liabilities)		1.01	1.04	1.07
Quick Ratio ((Current Assets – Inventories) / Current Liabilities)		0.59	0.74	0.62
G-Score Ratio Financial (Networth / Total Assets)		0.04	0.03	0.03
G-Score Ratio Debt (Debts / Equity Capital)		1443.62	1194.64	959.07
G-Score Ratio Liquidity (Total Current Assets / Total Current Liabilities)		1.01	1.04	1.07

Total Liability = Short-term Debt + Long-term Debt + Current Maturities of Long-term debts

**FINANCIAL ANALYSIS**  
*[all figures are in INR Million]*

**DEBT EQUITY RATIO**

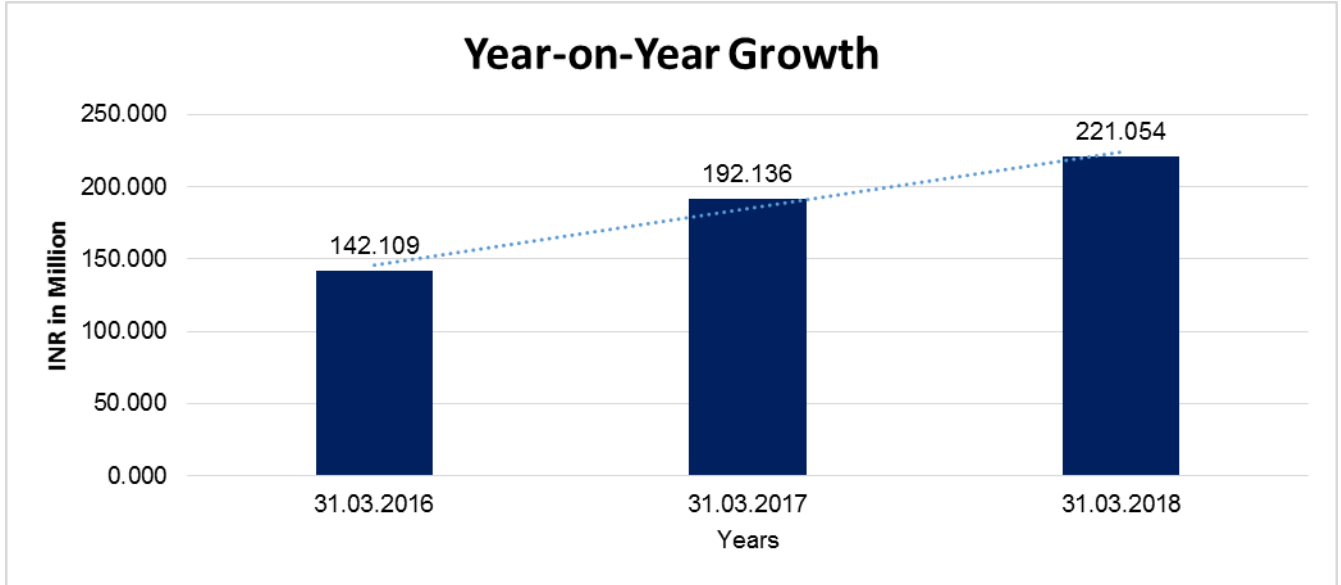
Particular	31.03.2016	31.03.2017	31.03.2018
	INR In Million	INR In Million	INR In Million
Share Capital	0.100	0.100	0.100
Reserves & Surplus	3.463	5.334	7.972
Money received against share warrants	0.000	0.000	0.000
Share Application money pending allotment	0.000	0.000	0.000
<b>Net worth</b>	<b>3.563</b>	<b>5.434</b>	<b>8.072</b>
long-term borrowings	32.679	32.019	33.878
Short term borrowings	62.639	86.784	108.894
Current Maturities of Long term debt	0.589	0.661	1.590
<b>Total borrowings</b>	<b>95.907</b>	<b>119.464</b>	<b>144.362</b>
<b>Debt/Equity ratio</b>	<b>26.917</b>	<b>21.985</b>	<b>17.884</b>



**YEAR-ON-YEAR GROWTH**

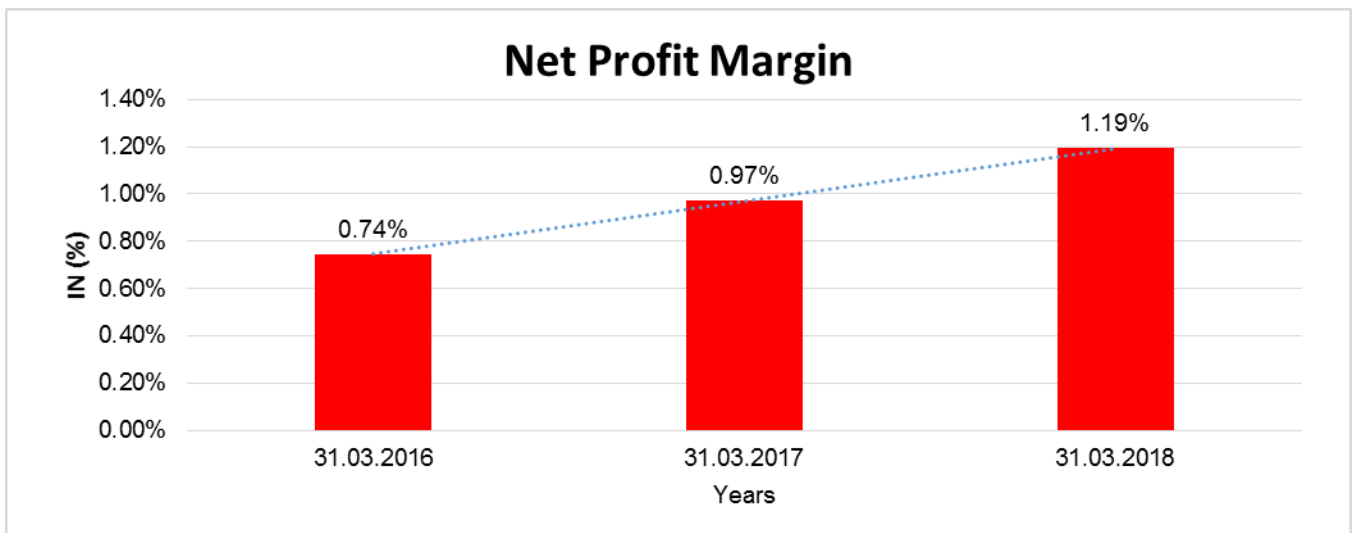
Year on Year Growth	31.03.2016	31.03.2017	31.03.2018
	INR In Million	INR In Million	INR In Million
Sales	142.109	192.136	221.054
		<b>35.203</b>	<b>15.051</b>

**DISCLAIMER** : This Report is **PRIVATE & CONFIDENTIAL** and it is prepared at the request of and for its use by the Subscriber only. The Subscriber shall use the contents of the Report merely as an aid to its business. Mira Inform Private Limited ("MIPL") has collated information/data in the Report, which have not been verified unless otherwise specifically mentioned in the Report. The Subscriber shall independently verify the accuracy and correctness of the information/data before in any way acting upon the same. MIPL shall not be liable for any harm, injury, loss or damage caused to the Subscriber due to default by the Subscriber's debtors/beneficiaries in fulfilling their obligations of any nature whatsoever. This Report or any of its portion shall not be used as a documentary evidence or otherwise before any investigative agencies or forum of law. This Report is confidential and proprietary to MIPL. The Subscriber and/or any other person(s) may not reproduce, publish or disclose any of the contents of the Report to others without the express authorization of MIPL. This Report is prepared and issued to the Subscriber without any risk, responsibility or liability on the part of MIPL or its officials.



**NET PROFIT MARGIN**

Net Profit Margin	31.03.2016	31.03.2017	31.03.2018
	INR In Million	INR In Million	INR In Million
Sales	142.109	192.136	221.054
Profit	1.056	1.871	2.638
	<b>0.74%</b>	<b>0.97%</b>	<b>1.19%</b>



**DISCLAIMER** : This Report is **PRIVATE & CONFIDENTIAL** and it is prepared at the request of and for its use by the Subscriber only. The Subscriber shall use the contents of the Report merely as an aid to its business. Mira Inform Private Limited ("MIPL") has collated information/data in the Report, which have not been verified unless otherwise specifically mentioned in the Report. The Subscriber shall independently verify the accuracy and correctness of the information/data before in any way acting upon the same. MIPL shall not be liable for any harm, injury, loss or damage caused to the Subscriber due to default by the Subscriber's debtors/beneficiaries in fulfilling their obligations of any nature whatsoever. This Report or any of its portion shall not be used as a documentary evidence or otherwise before any investigative agencies or forum of law. This Report is confidential and proprietary to MIPL. The Subscriber and/or any other person(s) may not reproduce, publish or disclose any of the contents of the Report to others without the express authorization of MIPL. This Report is prepared and issued to the Subscriber without any risk, responsibility or liability on the part of MIPL or its officials.

**LOCAL AGENCY FURTHER INFORMATION**

Sr. No.	Check list by info agents	Available in Report (Yes/No)
1	Year of establishment	Yes
2	Constitution of the entity -Incorporation details	Yes
3	Locality of the entity	Yes
4	Premises details	No
5	Buyer visit details	--
6	Contact numbers	Yes
7	Name of the person contacted	Yes
8	Designation of contact person	Yes
9	Promoter's background	Yes
10	Date of Birth of Proprietor / Partners / Directors	Yes
11	Pan Card No. of Proprietor / Partners	No
12	Voter Id Card No. of Proprietor / Partners	No
13	Type of business	Yes
14	Line of Business	Yes
15	Export/import details (if applicable)	No
16	No. of employees	Yes
17	Details of sister concerns	Yes
18	Major suppliers	No
19	Major customers	No
20	Banking Details	No
21	Banking facility details	No
22	Conduct of the banking account	--
23	Financials, if provided	Yes
24	Capital in the business	Yes
25	Last accounts filed at ROC, if applicable	Yes
26	Turnover of firm for last three years	Yes
27	Reasons for variation <> 20%	--
28	Estimation for coming financial year	No
29	Profitability for last three years	Yes
30	Major shareholders, if available	Yes
31	External Agency Rating, if available	No
32	Litigations that the firm/promoter involved in	--
33	Market information	--
34	Payments terms	Yes
35	Negative Reporting by Auditors in the Annual Report	No

**UNSECURED LOAN**

Unsecured Loan	31.03.2018 (INR in Million)	31.03.2017 (INR in Million)
<b>Long-term Borrowings</b>		
Fully Convertible Debenture	30.000	30.000
<b>Short-term borrowings</b>		
Loan from Others	75.200	52.200
<b>Total</b>	<b>105.200</b>	<b>82.200</b>

Zero interest Unsecured Optionally Fully Convertible Debenture of INR 100/- each fully paid up Convertible into equity Shares of INR 10/- each at the option of debenture holders any time after 31.03.2017 but within 31.03.2035 at the Net Assets Value per equity share as per the last audited balance sheet as on the date of conversion to be determined on the basis of the valuation report of a registered caluer, or redeemable at the option of the company at par or premium as may be mutually decided by the company and the debenture holders any time after 31.03.2017 but within 31.03.2035.

**INDEX OF CHARGES**

S No	SRN	Charge Id	Charge Holder Name	Date of Creation	Date of Modification	Date of Satisfaction	Amount	Address
1	G52025699	100119812	SREI EQUIPMENT FINANCE LIMITED	15/07/2017	-	-	1000000.0	'VISHWAKARMA', 86C, TOPSIA ROAD, KOLKATA WE700 046IN
2	G77449866	10265124	HDFC BANK LIMITED	21/12/2010	23/12/2017	-	44000000.0	HDFC BANK HOUSE SENAPATI BAPAT MARG LOWER PAREL WMUMBAIMH400013IN
3	G51387850	10417724	SREI EQUIPMENT FINANCE PRIVATE LIMITED	22/03/2013	-	29/07/2017	750000.0	'VISHWAKARMA', 86C, TOPSIA ROAD, KOLKATA WB700 046IN

**FIXED ASSETS**

- Plant and Machinery
- Air Conditioner
- Computers
- Electrical Installments
- Furniture and Fixtures
- Motor Bikes
- Building
- Tools and Tackers

**CMT REPORT (Corruption, Money Laundering & Terrorism]**

The Public Notice information has been collected from various sources including but not limited to: **The Courts, India Prisons Service, Interpol, etc.**

**1] INFORMATION ON DESIGNATED PARTY**

No records exist designating subject or any of its beneficial owners, controlling shareholders or senior officers as terrorist or terrorist organization or whom notice had been received that all financial transactions involving their assets have been blocked or convicted, found guilty or against whom a judgement or order had been entered in a proceedings for violating money-laundering, anti-corruption or bribery or international economic or anti-terrorism sanction laws or whose assets were seized, blocked, frozen or ordered forfeited for violation of money laundering or international anti-terrorism laws.

**2] Court Declaration :**

No records exist to suggest that subject is or was the subject of any formal or informal allegations, prosecutions or other official proceeding for making any prohibited payments or other improper payments to government officials for engaging in prohibited transactions or with designated parties.

**3] Asset Declaration :**

No records exist to suggest that the property or assets of the subject are derived from criminal conduct or a prohibited transaction.

**4] Record on Financial Crime :**

Charges or conviction registered against subject: **None**

**5] Records on Violation of Anti-Corruption Laws :**

Charges or investigation registered against subject: **None**

**6] Records on Int'l Anti-Money Laundering Laws/Standards :**

Charges or investigation registered against subject: **None**

**7] Criminal Records**

No available information exist that suggest that subject or any of its principals have been formally charged or convicted by a competent governmental authority for any financial crime or under any formal investigation by a competent government authority for any violation of anti-corruption laws or international anti-money laundering laws or standard.

**8] Affiliation with Government :**

No record exists to suggest that any director or indirect owners, controlling shareholders, director, officer or employee of the company is a government official or a family member or close business associate of a Government official.

**9] Compensation Package :**

Our market survey revealed that the amount of compensation sought by the subject is fair and reasonable and comparable to compensation paid to others for similar services.

**10] Press Report :**

No press reports / filings exists on the subject.

**CORPORATE GOVERNANCE**

MIRA INFORM as part of its Due Diligence do provide comments on Corporate Governance to identify management and governance. These factors often have been predictive and in some cases have created vulnerabilities to credit deterioration.

Our Governance Assessment focuses principally on the interactions between a company's management, its Board of Directors, Shareholders and other financial stakeholders.

**CONTRAVENTION**

Subject is not known to have contravened any existing local laws, regulations or policies that prohibit, restrict or otherwise affect the terms and conditions that could be included in the agreement with the subject.

**FOREIGN EXCHANGE RATES**

Currency	Unit	INR
US Dollar	1	INR 70.15
UK Pound	1	INR 88.89
Euro	1	INR 79.90

**INFORMATION DETAILS**

<b>Information Gathered by :</b>	AKS
<b>Analysis Done by :</b>	NIY
<b>Report Prepared by :</b>	RSH

**SCORE FACTORS**

DEMERIT POINTS		
--BANK CHARGES	YES/NO	YES
--LITIGATION	YES/NO	NO
--OTHER ADVERSE INFORMATION	YES/NO	NO
MERIT POINTS		
--SOLE DISTRIBUTORSHIP	YES/NO	NO
--EXPORT ACTIVITIES	YES/NO	NO
--AFFILIATION	YES/NO	YES
--LISTED	YES/NO	NO
--OTHER MERIT FACTORS	YES/NO	YES

**RATING EXPLANATIONS**

Credit Rating	Explanation	Rating Comments
A++	Minimum Risk	Business dealings permissible with minimum risk of default
A+	Low Risk	Business dealings permissible with low risk of default
A	Acceptable Risk	Business dealings permissible with moderate risk of default
B	Medium Risk	Business dealings permissible on a regular monitoring basis
C	Medium High Risk	Business dealings permissible preferably on secured basis
D	High Risk	Business dealing not recommended or on secured terms only
NB	New Business	No recommendation can be done due to business in infancy stage
NT	No Trace	No recommendation can be done as the business is not traceable

NB is stated where there is insufficient information to facilitate rating. However, it is not to be considered as unfavourable.

This score serves as a reference to assess SC's credit risk and to set the amount of credit to be extended. It is calculated from a composite of weighted scores obtained from each of the major sections of this report. The assessed factors are as follows:

- Financial condition covering various ratios
- Company background and operations size
- Promoters / Management background
- Payment record
- Litigation against the subject
- Industry scenario / competitor analysis
- Supplier / Customer / Banker review (wherever available)

**DISCLAIMER** : This Report is **PRIVATE & CONFIDENTIAL** and it is prepared at the request of and for its use by the Subscriber only. The Subscriber shall use the contents of the Report merely as an aid to its business. Mira Inform Private Limited ("MIPL") has collated information/data in the Report, which have not been verified unless otherwise specifically mentioned in the Report. The Subscriber shall independently verify the accuracy and correctness of the information/data before in any way acting upon the same. MIPL shall not be liable for any harm, injury, loss or damage caused to the Subscriber due to default by the Subscriber's debtors/beneficiaries in fulfilling their obligations of any nature whatsoever. This Report or any of its portion shall not be used as a documentary evidence or otherwise before any investigative agencies or forum of law. This Report is confidential and proprietary to MIPL. The Subscriber and/or any other person(s) may not reproduce, publish or disclose any of the contents of the Report to others without the express authorization of MIPL. This Report is prepared and issued to the Subscriber without any risk, responsibility or liability on the part of MIPL or its officials.