

## MIRA INFORM REPORT

|               |            |
|---------------|------------|
| Report No. :  | 546795     |
| Report Date : | 31.12.2018 |

### IDENTIFICATION DETAILS

|  |  |
|--|--|
| Name :   | ANKIT DIAMONDS PRIVATE LIMITED (w.e.f 16.01.2013)  |
| Formerly Known As :                              | ANKIT REALTY PRIVATE LIMITED (w.e.f.10.07.2008)<br>ANKIT REALTY PRIVATE LIMITED  |
| Registered Office :                              | D-11/1, Road No.21, M.I.D.C Marol Industrial Area, Andheri (East), Mumbai – 400093, Maharashtra                                |
| Tel. No.:  | 91-22-66446787   |
| Country :  | India  |
| Financials (as on) :                             | 31.03.2018   |
| Date of Incorporation :                          | 19.05.2008   |
| CIN No.:<br>[Company Identification No.]         | U74999MH2008PTC182442  |
| Capital Investment / Paid-up Capital :           | INR 0.100 Million  |
| IEC No.:<br>[Import-Export Code No.]             | 0313088357   |
| PAN No.:<br>[Permanent Account No.]              | AAHCA2120K   |
| GSTN :<br>[Goods & Service Tax Registration No.] | 27AAHCA2120K1ZX  |
| Legal Form :                                     | Private Limited Liability Company  |
| Line of Business :                               | Trader and Exporter of Polished Diamonds and Importer of Rough Diamonds (Registered Activity and also Confirmed by management) |
| No. of Employees :                               | 35 (Approximately)   |

**DISCLAIMER** : This Report is **PRIVATE & CONFIDENTIAL** and it is prepared at the request of and for its use by the Subscriber only. The Subscriber shall use the contents of the Report merely as an aid to its business. Mira Inform Private Limited ("MIPL") has collated information/data in the Report, which have not been verified unless otherwise specifically mentioned in the Report. The Subscriber shall independently verify the accuracy and correctness of the information/data before in any way acting upon the same. MIPL shall not be liable for any harm, injury, loss or damage caused to the Subscriber due to default by the Subscriber's debtors/beneficiaries in fulfilling their obligations of any nature whatsoever. This Report or any of its portion shall not be used as a documentary evidence or otherwise before any investigative agencies or forum of law. This Report is confidential and proprietary to MIPL. The Subscriber and/or any other person(s) may not reproduce, publish or disclose any of the contents of the Report to others without the express authorization of MIPL. This Report is prepared and issued to the Subscriber without any risk, responsibility or liability on the part of MIPL or its officials.

**RATING & COMMENTS**

(Mira Inform has adopted New Rating mechanism w.e.f. 23<sup>rd</sup> January 2017)

**MIRA's Rating :**

**B**

| Credit Rating | Explanation | Rating Comments   |
|---------------|-------------|---|
| B             | Medium Risk | Business dealings permissible on a regular monitoring basis |

|                            |   |
|----------------------------|---|
| <b>Status :</b>            | Moderate  |
| <b>Payment Behaviour :</b> | Slow but correct  |
| <b>Litigation :</b>        | Clear   |
| <b>Comments :</b>          | <p>Subject was incorporated in the year 2008 and it is engaged as trader and exporter of polished diamonds and importer of rough diamonds.</p> <p>For the financial year 2018, the company has reported a sharp decline in its revenue as compared to its previous year along with thin profit margin during the year.</p> <p>The company possesses moderate financial risk profile marked by modest net worth base and low cash accruals.</p> <p>Rating further gets constrained on account of the company's profitability margins susceptible to volatility in the prices of gold and diamonds along with fluctuating foreign exchange rates and economic uncertainty.</p> <p>However, these rating weakness gets partially offset by the company favourable earnings per share of INR 1180 against its face value of INR 10.</p> <p>Payment seems to be slow but correct.</p> <p>In view of aforesaid, the company can be considered for business dealing with some caution.</p> |

**NOTES :**

Any query related to this report can be made on e-mail : [infodept@mirainform.com](mailto:infodept@mirainform.com) while quoting report number, name and date.

**ECGC Country Risk Classification List**

| Country Name | Previous Rating<br>(30.06.2018) | Current Rating<br>(30.09.2018) |
|--------------|---------------------------------|--------------------------------|
| India        | A1                              | A1                             |

**DISCLAIMER :** This Report is **PRIVATE & CONFIDENTIAL** and it is prepared at the request of and for its use by the Subscriber only. The Subscriber shall use the contents of the Report merely as an aid to its business. Mira Inform Private Limited ("MIPL") has collated information/data in the Report, which have not been verified unless otherwise specifically mentioned in the Report. The Subscriber shall independently verify the accuracy and correctness of the information/data before in any way acting upon the same. MIPL shall not be liable for any harm, injury, loss or damage caused to the Subscriber due to default by the Subscriber's debtors/beneficiaries in fulfilling their obligations of any nature whatsoever. This Report or any of its portion shall not be used as a documentary evidence or otherwise before any investigative agencies or forum of law. This Report is confidential and proprietary to MIPL. The Subscriber and/or any other person(s) may not reproduce, publish or disclose any of the contents of the Report to others without the express authorization of MIPL. This Report is prepared and issued to the Subscriber without any risk, responsibility or liability on the part of MIPL or its officials.

| Risk Category        | ECGC Classification |
|----------------------|---------------------|
| Insignificant        | A1                  |
| Low Risk             | A2                  |
| Moderately Low Risk  | B1                  |
| Moderate Risk        | B2                  |
| Moderately High Risk | C1                  |
| High Risk            | C2                  |
| Very High Risk       | D                   |

**EXTERNAL AGENCY RATING**

**NOT AVAILABLE**

**RBI DEFAULTERS' LIST STATUS**

Subject's name is not enlisted as a defaulter in the publicly available RBI Defaulters' list.

**EPF (Employee Provident Fund) DEFAULTERS' LIST STATUS**

Subject's name is not enlisted as a defaulter in the publicly available EPF (Employee Provident Fund) Defaulters' list as of 31-03-2018.

**BIFR (Board for Industrial & Financial Reconstruction) LISTING STATUS**

Subject's name is not listed as a Sick Unit in the publicly available BIFR (Board for Industrial & Financial Reconstruction) list as of 31.12.2018

**IBBI (Insolvency and Bankruptcy Board of India) LISTING STATUS**

Subject's name is not listed in the publicly available IBBI (Insolvency and Bankruptcy Board of India) list as of report date.

**INFORMATION PARTED BY**

|                      |                 |
|----------------------|-----------------|
| <b>Name :</b>        | Mr. Vikas       |
| <b>Designation :</b> | General Manager |
| <b>Contact No.:</b>  | 91-22-66446787  |
| <b>Date :</b>        | 27.12.2018      |

**LOCATIONS**

**DISCLAIMER :** This Report is **PRIVATE & CONFIDENTIAL** and it is prepared at the request of and for its use by the Subscriber only. The Subscriber shall use the contents of the Report merely as an aid to its business. Mira Inform Private Limited ("MIPL") has collated information/data in the Report, which have not been verified unless otherwise specifically mentioned in the Report. The Subscriber shall independently verify the accuracy and correctness of the information/data before in any way acting upon the same. MIPL shall not be liable for any harm, injury, loss or damage caused to the Subscriber due to default by the Subscriber's debtors/beneficiaries in fulfilling their obligations of any nature whatsoever. This Report or any of its portion shall not be used as a documentary evidence or otherwise before any investigative agencies or forum of law. This Report is confidential and proprietary to MIPL. The Subscriber and/or any other person(s) may not reproduce, publish or disclose any of the contents of the Report to others without the express authorization of MIPL. This Report is prepared and issued to the Subscriber without any risk, responsibility or liability on the part of MIPL or its officials.

|  |   |
|--|---|
| <b>Registered Office :</b>               | D-11/1, Road No.21, M.I.D.C Marol Industrial Area, Andheri (East), Mumbai – 400093, Maharashtra, India                                |
| <b>Tel. No.:</b>                         | 91-22-67380100/ 66446666  |
| <b>Mobile No.:</b>                       | 91-9820063439 (Mr. Paras)   |
| <b>Fax No.:</b>                          | 91-22-67380100  |
| <b>E-Mail :</b>                          | <a href="mailto:kalpesh@hdipak.com">kalpesh@hdipak.com</a><br><a href="mailto:daksha@hdipak.com">daksha@hdipak.com</a>                |
| <b>Location :</b>                        | Rented  |
| <b>Locality :</b>                        | Commercial  |
| <b>Corporate Office/ Branch Office :</b> | EW 9040C, 9 <sup>th</sup> Floor, Bharat Diamond Bourse, Bandra Kurla Complex, BKC, Bandra (East), Mumbai – 400051, Maharashtra, India |
| <b>Tel. No.:</b>                         | 91-22-66065600  |
| <b>Fax No.:</b>                          | 91-22-66065666  |

**DIRECTORS**

**AS ON 31.03.2018**

|                              |   |
|------------------------------|---|
| <b>Name :</b>                | Mrs. Daksha Hitesh Mehta  |
| <b>Designation :</b>         | Director  |
| <b>Address :</b>             | Sonbar, 09th Floor, Ashok Nagar Society 10th Road, Juhu Scheme, Mumbai - 400049, Maharashtra, India |
| <b>Date of Birth/Age :</b>   | 23.07.1962  |
| <b>Date of Appointment :</b> | 19.05.2008  |
| <b>Voter ID No.:</b>         | MT08038280335   |
| <b>PAN No.:</b>              | AFJPM7010C  |
| <b>DIN No.:</b>              | 00731342  |

**Other Directorship:**

**List of Companies**

| CIN/FCRN              | Company Name                          | Begin Date | End Date |
|-----------------------|---------------------------------------|------------|----------|
| U36912MH1993PTC074380 | AASHAY INDUSTRIES PRIVATE LIMITED     | 07/10/1993 | -        |
| U36911MH2005PTC153571 | JEWELTOUCH (INDIA) PRIVATE LIMITED    | 27/05/2005 | -        |
| U72900MH2009PTC190353 | IMAGINARIUM ( INDIA ) PRIVATE LIMITED | 13/02/2009 | -        |
| U85100MH2011NPL217006 | FOUNDATION FOR VITAL HEALING          | 03/05/2011 | -        |
| U85100MH2007PTC171970 | APEX KIDNEY CARE PRIVATE LIMITED      | 30/09/2014 | -        |

**List of LLP**

| LLPIN/FLLPIN | LLP Name               | Begin Date | End Date |
|--------------|------------------------|------------|----------|
| AAG-6340     | JEWELTOUCH (INDIA) LLP | 11/06/2016 | -        |

|                      |  |
|----------------------|--|
| <b>Name :</b>        | Mrs. Neelam Manish Mehta   |
| <b>Designation :</b> | Director   |
| <b>Address :</b>     | Sonbar, 08th Floor, Ashok Nagar Society, 10th Road, Juhu Scheme, Mumbai - 400049, Maharashtra, India |

**DISCLAIMER :** This Report is **PRIVATE & CONFIDENTIAL** and it is prepared at the request of and for its use by the Subscriber only. The Subscriber shall use the contents of the Report merely as an aid to its business. Mira Inform Private Limited ("MIPL") has collated information/data in the Report, which have not been verified unless otherwise specifically mentioned in the Report. The Subscriber shall independently verify the accuracy and correctness of the information/data before in any way acting upon the same. MIPL shall not be liable for any harm, injury, loss or damage caused to the Subscriber due to default by the Subscriber's debtors/beneficiaries in fulfilling their obligations of any nature whatsoever. This Report or any of its portion shall not be used as a documentary evidence or otherwise before any investigative agencies or forum of law. This Report is confidential and proprietary to MIPL. The Subscriber and/or any other person(s) may not reproduce, publish or disclose any of the contents of the Report to others without the express authorization of MIPL. This Report is prepared and issued to the Subscriber without any risk, responsibility or liability on the part of MIPL or its officials.

|                              |   |                   |                 |
|------------------------------|---|-------------------|-----------------|
| <b>Date of Birth/Age :</b>   | 08.10.1967  |                   |                 |
| <b>Date of Appointment :</b> | 19.05.2008  |                   |                 |
| <b>PAN No.:</b>              | AFGPM6708Q  |                   |                 |
| <b>DIN No.:</b>              | 00731423  |                   |                 |
| <b>Other Directorship:</b>   |   |                   |                 |
| <b>List of Companies</b>     |   |                   |                 |
| <b>CIN/FCRN</b>              | <b>Company Name</b>   | <b>Begin Date</b> | <b>End Date</b> |
| U36912MH1993PTC074380        | AASHAY INDUSTRIES PRIVATE LIMITED   | 04/11/1993        | -               |
| U36911MH2005PTC153571        | JEWELTOUCH (INDIA) PRIVATE LIMITED  | 28/05/2005        | -               |
| U72900MH2009PTC190353        | IMAGINARIUM ( INDIA ) PRIVATE LIMITED   | 13/02/2009        | -               |
| U85100MH2011NPL217006        | FOUNDATION FOR VITAL HEALING  | 03/05/2011        | -               |
| <b>List of LLP</b>           |   |                   |                 |
| <b>LLPIN/FLLPIN</b>          | <b>LLP Name</b>   | <b>Begin Date</b> | <b>End Date</b> |
| AAG-6340                     | JEWELTOUCH (INDIA) LLP  | 02/04/2018        | -               |
| <b>Name :</b>                | Mr. Aashay Manish Mehta   |                   |                 |
| <b>Designation :</b>         | Director  |                   |                 |
| <b>Address :</b>             | Sonbar, 09th Floor, Ashok Nagar Society 10th Road, Juhu Scheme, Mumbai - 400049, Maharashtra, India |                   |                 |
| <b>Date of Birth/Age :</b>   | 02.09.1991  |                   |                 |
| <b>Date of Appointment :</b> | 08.05.2014  |                   |                 |
| <b>PAN No.:</b>              | BFCPM3170F  |                   |                 |
| <b>DIN No.:</b>              | 06859389  |                   |                 |
| <b>Other Directorship:</b>   |   |                   |                 |
| <b>List of LLP</b>           |   |                   |                 |
| <b>LLPIN/FLLPIN</b>          | <b>LLP Name</b>   | <b>Begin Date</b> | <b>End Date</b> |
| AAE-9293                     | MEDIPOLIS DEVELOPERS LLP  | 15/10/2015        | 01/12/2016      |
| AAE-9541                     | CO ESTATES (INDIA) LLP  | 19/10/2015        | -               |
| AAG-5025                     | CO. VENTURE LLP   | 28/05/2016        | -               |

**KEY EXECUTIVES**

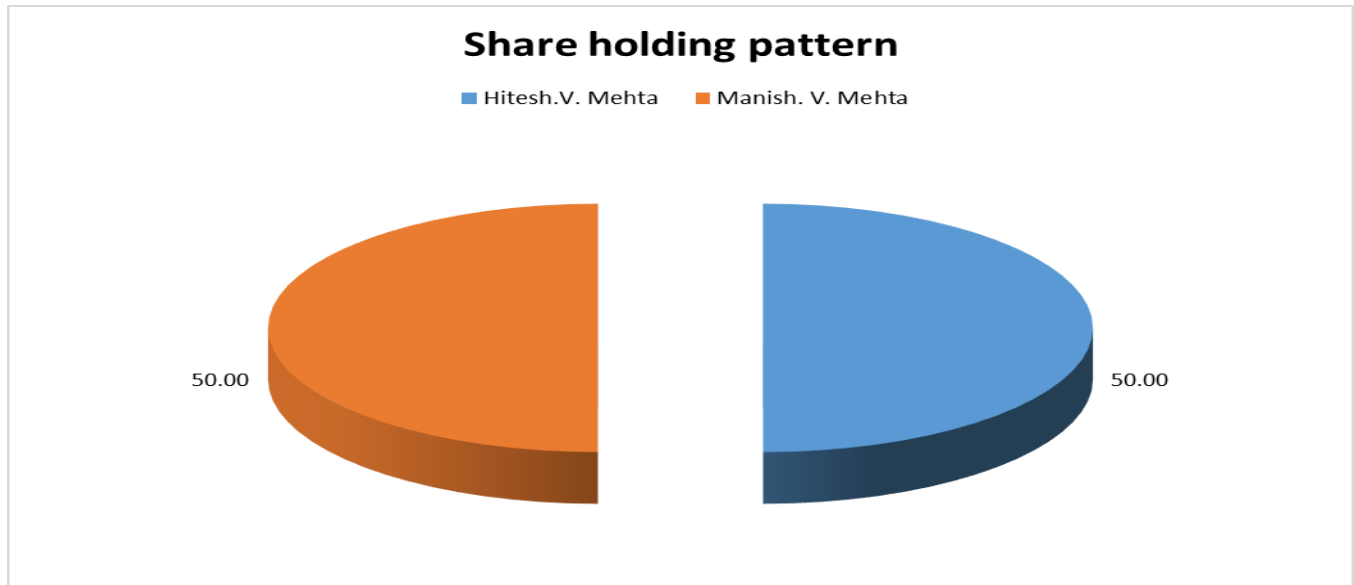
|                      |                 |
|----------------------|-----------------|
| <b>Name :</b>        | Mr. Vikas       |
| <b>Designation :</b> | General Manager |

**MAJOR SHAREHOLDERS**

**AS ON 31.03.2017**

| <b>Names of Shareholders</b> | <b>No. of Shares</b> | <b>% of Holding</b> |
|------------------------------|----------------------|---------------------|
| Hitesh.V. Mehta              | 5000                 | 50.00               |
| Manish. V. Mehta             | 5000                 | 50.00               |
| <b>Total</b>                 | <b>10000</b>         | <b>100.00</b>       |

**DISCLAIMER :** This Report is **PRIVATE & CONFIDENTIAL** and it is prepared at the request of and for its use by the Subscriber only. The Subscriber shall use the contents of the Report merely as an aid to its business. Mira Inform Private Limited ("MIPL") has collated information/data in the Report, which have not been verified unless otherwise specifically mentioned in the Report. The Subscriber shall independently verify the accuracy and correctness of the information/data before in any way acting upon the same. MIPL shall not be liable for any harm, injury, loss or damage caused to the Subscriber due to default by the Subscriber's debtors/beneficiaries in fulfilling their obligations of any nature whatsoever. This Report or any of its portion shall not be used as a documentary evidence or otherwise before any investigative agencies or forum of law. This Report is confidential and proprietary to MIPL. The Subscriber and/or any other person(s) may not reproduce, publish or disclose any of the contents of the Report to others without the express authorization of MIPL. This Report is prepared and issued to the Subscriber without any risk, responsibility or liability on the part of MIPL or its officials.



**Equity Share Break up (Percentage of Total Equity)**

**AS ON 30.09.2017**

| Category   | Percentage    |
|--|---------------|
| Promoters- Individual/Hindu Undivided Family- Indian | 100.00        |
| <b>Total</b>   | <b>100.00</b> |

**BUSINESS DETAILS**

|                            |  |   |
|----------------------------|--|---|
| <b>Line of Business :</b>  | Trader and Exporter of Polished Diamonds and Importer of Rough Diamonds (Registered Activity and also Confirmed by management) |   |
| <b>Products/ Services:</b> | <b>Item Code No.</b>   | <b>Products/ Services Description</b>   |
|                            | 36912  | Diamond cutting and polishing and other gem cutting and polishing                       |
| <b>Brand Names :</b>       | Not Available  |   |
| <b>Agencies Held :</b>     | Not Available  |   |
| <b>Exports :</b>           |  |   |
|                            | <b>Products :</b>  | Polished Diamonds   |
|                            | <b>Countries :</b>   | <ul style="list-style-type: none"> <li>• United Kingdom</li> <li>• Hong Kong</li> </ul> |

**DISCLAIMER :** This Report is **PRIVATE & CONFIDENTIAL** and it is prepared at the request of and for its use by the Subscriber only. The Subscriber shall use the contents of the Report merely as an aid to its business. Mira Inform Private Limited ("MIPL") has collated information/data in the Report, which have not been verified unless otherwise specifically mentioned in the Report. The Subscriber shall independently verify the accuracy and correctness of the information/data before in any way acting upon the same. MIPL shall not be liable for any harm, injury, loss or damage caused to the Subscriber due to default by the Subscriber's debtors/beneficiaries in fulfilling their obligations of any nature whatsoever. This Report or any of its portion shall not be used as a documentary evidence or otherwise before any investigative agencies or forum of law. This Report is confidential and proprietary to MIPL. The Subscriber and/or any other person(s) may not reproduce, publish or disclose any of the contents of the Report to others without the express authorization of MIPL. This Report is prepared and issued to the Subscriber without any risk, responsibility or liability on the part of MIPL or its officials.

|                     |                              |
|---------------------|------------------------------|
|                     | • Australia                  |
| <b>Imports :</b>    |                              |
| <b>Products :</b>   | Rough Diamond                |
| <b>Countries :</b>  | • Belgium<br>• Israel        |
| <b>Terms :</b>      |                              |
| <b>Selling :</b>    | Cash, L/C, Credit and Cheque |
| <b>Purchasing :</b> | Cash, L/C, Credit and Cheque |

**PRODUCTION STATUS – (NOT AVAILABLE)**

**GENERAL INFORMATION**

|                               |  |                    |                                  |                             |  |                     |    |                               |    |                              |    |                     |    |                |    |
|-------------------------------|--|--------------------|----------------------------------|-----------------------------|--|---------------------|----|-------------------------------|----|------------------------------|----|---------------------|----|----------------|----|
| <b>Suppliers :</b>            | • Karan Gems   |                    |                                  |                             |  |                     |    |                               |    |                              |    |                     |    |                |    |
|                               | <table border="1"> <tr> <td><b>Reference :</b></td> <td>Lypsa Gems and Jewellery Limited</td> </tr> <tr> <td><b>Name of the Person :</b></td> <td>--</td> </tr> <tr> <td><b>Contact No.:</b></td> <td>--</td> </tr> <tr> <td><b>Since How Long Known :</b></td> <td>--</td> </tr> <tr> <td><b>Maximum Limit Dealt :</b></td> <td>--</td> </tr> <tr> <td><b>Experience :</b></td> <td>--</td> </tr> <tr> <td><b>Remark:</b></td> <td>--</td> </tr> </table> | <b>Reference :</b> | Lypsa Gems and Jewellery Limited | <b>Name of the Person :</b> | --   | <b>Contact No.:</b> | -- | <b>Since How Long Known :</b> | -- | <b>Maximum Limit Dealt :</b> | -- | <b>Experience :</b> | -- | <b>Remark:</b> | -- |
| <b>Reference :</b>            | Lypsa Gems and Jewellery Limited   |                    |                                  |                             |  |                     |    |                               |    |                              |    |                     |    |                |    |
| <b>Name of the Person :</b>   | --   |                    |                                  |                             |  |                     |    |                               |    |                              |    |                     |    |                |    |
| <b>Contact No.:</b>           | --   |                    |                                  |                             |  |                     |    |                               |    |                              |    |                     |    |                |    |
| <b>Since How Long Known :</b> | --   |                    |                                  |                             |  |                     |    |                               |    |                              |    |                     |    |                |    |
| <b>Maximum Limit Dealt :</b>  | --   |                    |                                  |                             |  |                     |    |                               |    |                              |    |                     |    |                |    |
| <b>Experience :</b>           | --   |                    |                                  |                             |  |                     |    |                               |    |                              |    |                     |    |                |    |
| <b>Remark:</b>                | --   |                    |                                  |                             |  |                     |    |                               |    |                              |    |                     |    |                |    |
| <b>Customers :</b>            | Retailers, End Users   |                    |                                  |                             |  |                     |    |                               |    |                              |    |                     |    |                |    |
|                               | • Elegant Collection   |                    |                                  |                             |  |                     |    |                               |    |                              |    |                     |    |                |    |
|                               | <table border="1"> <tr> <td><b>Reference :</b></td> <td>Shine Diam HK Limited</td> </tr> <tr> <td><b>Name of the Person :</b></td> <td>--</td> </tr> <tr> <td><b>Contact No.:</b></td> <td>--</td> </tr> <tr> <td><b>Since How Long Known :</b></td> <td>--</td> </tr> <tr> <td><b>Maximum Limit Dealt :</b></td> <td>--</td> </tr> <tr> <td><b>Experience :</b></td> <td>--</td> </tr> <tr> <td><b>Remark:</b></td> <td>--</td> </tr> </table>            | <b>Reference :</b> | Shine Diam HK Limited            | <b>Name of the Person :</b> | --   | <b>Contact No.:</b> | -- | <b>Since How Long Known :</b> | -- | <b>Maximum Limit Dealt :</b> | -- | <b>Experience :</b> | -- | <b>Remark:</b> | -- |
| <b>Reference :</b>            | Shine Diam HK Limited  |                    |                                  |                             |  |                     |    |                               |    |                              |    |                     |    |                |    |
| <b>Name of the Person :</b>   | --   |                    |                                  |                             |  |                     |    |                               |    |                              |    |                     |    |                |    |
| <b>Contact No.:</b>           | --   |                    |                                  |                             |  |                     |    |                               |    |                              |    |                     |    |                |    |
| <b>Since How Long Known :</b> | --   |                    |                                  |                             |  |                     |    |                               |    |                              |    |                     |    |                |    |
| <b>Maximum Limit Dealt :</b>  | --   |                    |                                  |                             |  |                     |    |                               |    |                              |    |                     |    |                |    |
| <b>Experience :</b>           | --   |                    |                                  |                             |  |                     |    |                               |    |                              |    |                     |    |                |    |
| <b>Remark:</b>                | --   |                    |                                  |                             |  |                     |    |                               |    |                              |    |                     |    |                |    |
| <b>No. of Employees :</b>     | 35 (Approximately)   |                    |                                  |                             |  |                     |    |                               |    |                              |    |                     |    |                |    |
| <b>Bankers :</b>              | <table border="1"> <tr> <td><b>Bank Name</b></td> <td>Corporation Bank</td> </tr> <tr> <td><b>Branch</b></td> <td>Holy Family High School,<br/>Mahakali Caves Road, Andheri<br/>(East), Mumbai – 400093,<br/>Maharashtra, India</td> </tr> </table>  | <b>Bank Name</b>   | Corporation Bank                 | <b>Branch</b>               | Holy Family High School,<br>Mahakali Caves Road, Andheri<br>(East), Mumbai – 400093,<br>Maharashtra, India |                     |    |                               |    |                              |    |                     |    |                |    |
| <b>Bank Name</b>              | Corporation Bank   |                    |                                  |                             |  |                     |    |                               |    |                              |    |                     |    |                |    |
| <b>Branch</b>                 | Holy Family High School,<br>Mahakali Caves Road, Andheri<br>(East), Mumbai – 400093,<br>Maharashtra, India   |                    |                                  |                             |  |                     |    |                               |    |                              |    |                     |    |                |    |

**DISCLAIMER :** This Report is **PRIVATE & CONFIDENTIAL** and it is prepared at the request of and for its use by the Subscriber only. The Subscriber shall use the contents of the Report merely as an aid to its business. Mira Inform Private Limited ("MIPL") has collated information/data in the Report, which have not been verified unless otherwise specifically mentioned in the Report. The Subscriber shall independently verify the accuracy and correctness of the information/data before in any way acting upon the same. MIPL shall not be liable for any harm, injury, loss or damage caused to the Subscriber due to default by the Subscriber's debtors/beneficiaries in fulfilling their obligations of any nature whatsoever. This Report or any of its portion shall not be used as a documentary evidence or otherwise before any investigative agencies or forum of law. This Report is confidential and proprietary to MIPL. The Subscriber and/or any other person(s) may not reproduce, publish or disclose any of the contents of the Report to others without the express authorization of MIPL. This Report is prepared and issued to the Subscriber without any risk, responsibility or liability on the part of MIPL or its officials.

|  |   |  |
|--|---|--|
|  | <b>Person Name (With Designation)</b>               | --                                     |
|  | <b>Contact Number</b>                               | 91-22-282608889 (Continuously Ringing) |
|  | <b>Name of Account Holder</b>                       | --                                     |
|  | <b>Account Number</b>                               | --                                     |
|  | <b>Account Since (Date/Year of Account Opening)</b> | --                                     |
|  | <b>Average Balance Maintained (If Possible)</b>     | --                                     |
|  | <b>Credit Facilities Enjoyed (If any)</b>           | --                                     |
|  | <b>Account Operation</b>                            | --                                     |
|  | <b>Remarks (If any)</b>                             | --                                     |

|  |   |
|--|---|
| <b>Auditors :</b>                                    |   |
| <b>Name :</b>  | V.G.Varia and Company<br>Chartered Accountants  |
| <b>Address :</b>                                     | C-603, Gokul Nagari-II (CDE),Thakur Village, W. E. Highway Kandivali (East),<br>Mumbai – 400101, Maharashtra, India |
| <b>Mobile No.:</b>                                   | 91-9322233267   |
| <b>Income-tax PAN of auditor or auditor's firm :</b> | AAAPV4914C  |
|  |   |
| <b>Memberships :</b>                                 | Not Available   |
|  |   |
| <b>Collaborators :</b>                               | Not Available   |
|  |   |
| <b>Associates/Subsidiaries :</b>                     | --  |

**CAPITAL STRUCTURE**

**AS ON 31.03.2018**

**Authorised Capital** : INR 10.000 Million

**Issued, Subscribed & Paid-up Capital** : INR 0.100 Million

**FINANCIAL DATA**  
*[all figures are INR Million]*

**ABRIDGED BALANCE SHEET**

| <b>SOURCES OF FUNDS</b> | <b>31.03.2018</b> | <b>31.03.2017</b> | <b>31.03.2016</b> |
|-------------------------|-------------------|-------------------|-------------------|
|                         |                   |                   |                   |

**DISCLAIMER** : This Report is **PRIVATE & CONFIDENTIAL** and it is prepared at the request of and for its use by the Subscriber only. The Subscriber shall use the contents of the Report merely as an aid to its business. Mira Inform Private Limited ("MIPL") has collated information/data in the Report, which have not been verified unless otherwise specifically mentioned in the Report. The Subscriber shall independently verify the accuracy and correctness of the information/data before in any way acting upon the same. MIPL shall not be liable for any harm, injury, loss or damage caused to the Subscriber due to default by the Subscriber's debtors/beneficiaries in fulfilling their obligations of any nature whatsoever. This Report or any of its portion shall not be used as a documentary evidence or otherwise before any investigative agencies or forum of law. This Report is confidential and proprietary to MIPL. The Subscriber and/or any other person(s) may not reproduce, publish or disclose any of the contents of the Report to others without the express authorization of MIPL. This Report is prepared and issued to the Subscriber without any risk, responsibility or liability on the part of MIPL or its officials.

|   |                |                |                |
|---|----------------|----------------|----------------|
| <b>I. EQUITY AND LIABILITIES</b>              |                |                |                |
| (1) Shareholders' Funds                       |                |                |                |
| (a) Share Capital                             | 0.100          | 0.100          | 0.100          |
| (b) Reserves & Surplus                        | 67.032         | 55.228         | 33.025         |
| (c) Money received against share warrants     | 0.000          | 0.000          | 0.000          |
| (2) Share Application money pending allotment | 0.000          | 0.000          | 0.000          |
| <b>Total Shareholders' Funds (1) + (2)</b>    | <b>67.132</b>  | <b>55.328</b>  | <b>33.125</b>  |
| (3) Non-Current Liabilities                   |                |                |                |
| (a) long-term borrowings                      | 55.100         | 0.000          | 0.000          |
| (b) Deferred tax liabilities (Net)            | 0.000          | 0.000          | 0.000          |
| (c) Other long term liabilities               | 0.000          | 0.000          | 0.000          |
| (d) long-term provisions                      | 0.000          | 0.000          | 0.000          |
| <b>Total Non-current Liabilities (3)</b>      | <b>55.100</b>  | <b>0.000</b>   | <b>0.000</b>   |
| (4) Current Liabilities                       |                |                |                |
| (a) Short term borrowings                     | 0.000          | 55.100         | 55.100         |
| (b) Trade payables                            | 14.156         | 452.435        | 395.358        |
| (c) Other current liabilities                 | 0.461          | 0.000          | 0.000          |
| (d) Short-term provisions                     | 2.510          | 10.562         | 2.517          |
| <b>Total Current Liabilities (4)</b>          | <b>17.127</b>  | <b>518.097</b> | <b>452.975</b> |
| <b>TOTAL</b>                                  | <b>139.359</b> | <b>573.425</b> | <b>486.100</b> |
| <b>II. ASSETS</b>                             |                |                |                |
| (1) Non-current assets                        |                |                |                |
| (a) Fixed Assets                              |                |                |                |
| (i) Tangible assets                           | 1.318          | 1.868          | 2.550          |
| (ii) Intangible Assets                        | 0.000          | 0.000          | 0.000          |
| (iii) Capital work-in-progress                | 0.000          | 0.000          | 0.000          |
| (iv) Intangible assets under development      | 0.000          | 0.000          | 0.000          |
| (b) Non-current Investments                   | 54.056         | 0.000          | 0.000          |
| (c) Deferred tax assets (net)                 | 0.303          | 0.319          | 1.607          |
| (d) Long-term Loan and Advances               | 4.928          | 0.000          | 0.000          |
| (e) Other Non-current assets                  | 0.000          | 0.000          | 0.000          |
| <b>Total Non-Current Assets</b>               | <b>60.605</b>  | <b>2.187</b>   | <b>4.157</b>   |
| (2) Current assets                            |                |                |                |
| (a) Current investments                       | 0.000          | 0.000          | 0.000          |
| (b) Inventories                               | 0.000          | 200.632        | 151.426        |
| (c) Trade receivables                         | 74.192         | 344.739        | 305.512        |
| (d) Cash and cash equivalents                 | 0.641          | 11.960         | 16.414         |
| (e) Short-term loans and advances             | 3.921          | 2.235          | 2.233          |
| (f) Other current assets                      | 0.000          | 11.672         | 6.358          |
| <b>Total Current Assets</b>                   | <b>78.754</b>  | <b>571.238</b> | <b>481.943</b> |

**DISCLAIMER** : This Report is **PRIVATE & CONFIDENTIAL** and it is prepared at the request of and for its use by the Subscriber only. The Subscriber shall use the contents of the Report merely as an aid to its business. Mira Inform Private Limited ("MIPL") has collated information/data in the Report, which have not been verified unless otherwise specifically mentioned in the Report. The Subscriber shall independently verify the accuracy and correctness of the information/data before in any way acting upon the same. MIPL shall not be liable for any harm, injury, loss or damage caused to the Subscriber due to default by the Subscriber's debtors/beneficiaries in fulfilling their obligations of any nature whatsoever. This Report or any of its portion shall not be used as a documentary evidence or otherwise before any investigative agencies or forum of law. This Report is confidential and proprietary to MIPL. The Subscriber and/or any other person(s) may not reproduce, publish or disclose any of the contents of the Report to others without the express authorization of MIPL. This Report is prepared and issued to the Subscriber without any risk, responsibility or liability on the part of MIPL or its officials.

|              |                |                |                |
|--------------|----------------|----------------|----------------|
| <b>TOTAL</b> | <b>139.359</b> | <b>573.425</b> | <b>486.100</b> |
|--------------|----------------|----------------|----------------|

**PROFIT & LOSS ACCOUNT**

|                  | <b>PARTICULARS</b>  | <b>31.03.2018</b> | <b>31.03.2017</b> | <b>31.03.2016</b> |
|------------------|---|-------------------|-------------------|-------------------|
|                  | <b>SALES</b>  |                   |                   |                   |
|                  | Income  | 632.308           | 2387.808          | 1084.233          |
|                  | Other Income  | 7.071             | 0.000             | 0.000             |
|                  | <b>TOTAL</b>  | <b>639.379</b>    | <b>2387.808</b>   | <b>1084.233</b>   |
| <b>Less</b>      | <b>EXPENSES</b>   |                   |                   |                   |
|                  | Cost of Materials Consumed  | 0.000             | 0.063             | 0.113             |
|                  | Purchases of Stock-in-Trade   | 413.563           | 2374.096          | 1128.003          |
|                  | Changes in inventories of finished goods, work-in-progress and Stock-in-Trade | 200.632           | (49.206)          | (72.473)          |
|                  | Employees benefits expense  | 2.748             | 10.536            | 7.421             |
|                  | Other expenses  | 7.245             | 17.367            | 8.064             |
|                  | <b>TOTAL</b>  | <b>624.188</b>    | <b>2352.856</b>   | <b>1071.128</b>   |
|                  | <b>PROFIT/ (LOSS) BEFORE INTEREST, TAX, DEPRECIATION AND AMORTISATION</b>     | <b>15.191</b>     | <b>34.952</b>     | <b>13.105</b>     |
| <b>Less</b>      | <b>FINANCIAL EXPENSES</b>   | <b>0.286</b>      | <b>0.000</b>      | <b>0.000</b>      |
|                  | <b>PROFIT / (LOSS) BEFORE TAX, DEPRECIATION AND AMORTISATION</b>              | <b>14.905</b>     | <b>34.952</b>     | <b>13.105</b>     |
| <b>Less/ Add</b> | <b>DEPRECIATION/ AMORTISATION</b>   | <b>0.575</b>      | <b>0.682</b>      | <b>0.960</b>      |
|                  | <b>PROFIT/ (LOSS) BEFORE TAX</b>  | <b>14.330</b>     | <b>34.270</b>     | <b>12.145</b>     |
| <b>Less</b>      | <b>TAX</b>  | <b>2.526</b>      | <b>11.851</b>     | <b>4.139</b>      |
|                  | <b>PROFIT/ (LOSS) AFTER TAX</b>   | <b>11.804</b>     | <b>22.419</b>     | <b>8.006</b>      |
|                  | <b>Earnings / (Loss) Per Share (INR)</b>                                      | <b>1180.00</b>    | <b>2241.90</b>    | <b>800.60</b>     |

**CURRENT MATURITIES OF LONG TERM DEBT DETAILS**

| <b>Particulars</b>                   | <b>31.03.2018</b> | <b>31.03.2017</b> | <b>31.03.2016</b> |
|--------------------------------------|-------------------|-------------------|-------------------|
| Current Maturities of Long term debt | NA                | NA                | NA                |
| Cash generated from operations       | NA                | NA                | NA                |

**DISCLAIMER** : This Report is **PRIVATE & CONFIDENTIAL** and it is prepared at the request of and for its use by the Subscriber only. The Subscriber shall use the contents of the Report merely as an aid to its business. Mira Inform Private Limited ("MIPL") has collated information/data in the Report, which have not been verified unless otherwise specifically mentioned in the Report. The Subscriber shall independently verify the accuracy and correctness of the information/data before in any way acting upon the same. MIPL shall not be liable for any harm, injury, loss or damage caused to the Subscriber due to default by the Subscriber's debtors/beneficiaries in fulfilling their obligations of any nature whatsoever. This Report or any of its portion shall not be used as a documentary evidence or otherwise before any investigative agencies or forum of law. This Report is confidential and proprietary to MIPL. The Subscriber and/or any other person(s) may not reproduce, publish or disclose any of the contents of the Report to others without the express authorization of MIPL. This Report is prepared and issued to the Subscriber without any risk, responsibility or liability on the part of MIPL or its officials.

|  |    |         |          |
|--|----|---------|----------|
| Net cash flows from (used in) operations           | NA | 6.326   | (9.578)  |
| Net cash flows from (used in) operating activities | NA | (4.454) | (12.095) |

### KEY RATIOS

#### EFFICIENCY RATIOS

| PARTICULARS   | 31.03.2018 | 31.03.2017 | 31.03.2016 |
|---|------------|------------|------------|
| Average Collection Days<br>(Sundry Debtors / Income * 365 Days)   | 42.83      | 52.70      | 102.85     |
| Account Receivables Turnover<br>(Income / Sundry Debtors)         | 8.52       | 6.93       | 3.55       |
| Average Payment Days<br>(Sundry Creditors / Purchases * 365 Days) | 12.49      | 69.56      | 127.92     |
| Inventory Turnover<br>(Operating Income / Inventories)            | 0.00       | 0.17       | 0.09       |
| Asset Turnover<br>(Operating Income / Net Fixed Assets)           | 11.53      | 18.71      | 5.14       |

#### LEVERAGE RATIOS

| PARTICULARS  | 31.03.2018 | 31.03.2017 | 31.03.2016 |
|--|------------|------------|------------|
| Debt Ratio<br>(Borrowing + Current Liabilities) / Total Assets       | 0.52       | 0.90       | 0.93       |
| Debt Equity Ratio<br>(Total Liability / Networth)                    | 0.82       | 1.00       | 1.66       |
| Current Liabilities to Networth<br>(Current Liabilities / Net Worth) | 0.26       | 9.36       | 13.67      |
| Fixed Assets to Networth<br>(Net Fixed Assets / Networth)            | 0.02       | 0.03       | 0.08       |
| Interest Coverage Ratio<br>(PBIT / Financial Charges)                | 53.12      | 0.00       | 0.00       |

#### PROFITABILITY RATIOS

| PARTICULARS | 31.03.2018 | 31.03.2017 | 31.03.2016 |
|-------------|------------|------------|------------|
|-------------|------------|------------|------------|

**DISCLAIMER** : This Report is **PRIVATE & CONFIDENTIAL** and it is prepared at the request of and for its use by the Subscriber only. The Subscriber shall use the contents of the Report merely as an aid to its business. Mira Inform Private Limited ("MIPL") has collated information/data in the Report, which have not been verified unless otherwise specifically mentioned in the Report. The Subscriber shall independently verify the accuracy and correctness of the information/data before in any way acting upon the same. MIPL shall not be liable for any harm, injury, loss or damage caused to the Subscriber due to default by the Subscriber's debtors/beneficiaries in fulfilling their obligations of any nature whatsoever. This Report or any of its portion shall not be used as a documentary evidence or otherwise before any investigative agencies or forum of law. This Report is confidential and proprietary to MIPL. The Subscriber and/or any other person(s) may not reproduce, publish or disclose any of the contents of the Report to others without the express authorization of MIPL. This Report is prepared and issued to the Subscriber without any risk, responsibility or liability on the part of MIPL or its officials.

|  |   |       |       |       |
|--|---|-------|-------|-------|
| Net Profit Margin<br>((PAT / Sales) * 100)             | % | 1.87  | 0.94  | 0.74  |
| Return on Total Assets<br>((PAT / Total Assets) * 100) | % | 8.47  | 3.91  | 1.65  |
| Return on Investment (ROI)<br>((PAT / Networth) * 100) | % | 17.58 | 40.52 | 24.17 |

**SOLVENCY RATIOS**

| PARTICULARS   | 31.03.2018 | 31.03.2017 | 31.03.2016 |
|---|------------|------------|------------|
| Current Ratio<br>(Current Assets / Current Liabilities)                       | 4.60       | 1.10       | 1.06       |
| Quick Ratio<br>((Current Assets – Inventories) / Current Liabilities)         | 4.60       | 0.72       | 0.73       |
| G-Score Ratio Financial<br>(Networth / Total Assets)                          | 0.48       | 0.10       | 0.07       |
| G-Score Ratio Debt<br>(Debts / Equity Capital)                                | 551.00     | 551.00     | 551.00     |
| G-Score Ratio Liquidity<br>(Total Current Assets / Total Current Liabilities) | 4.60       | 1.10       | 1.06       |

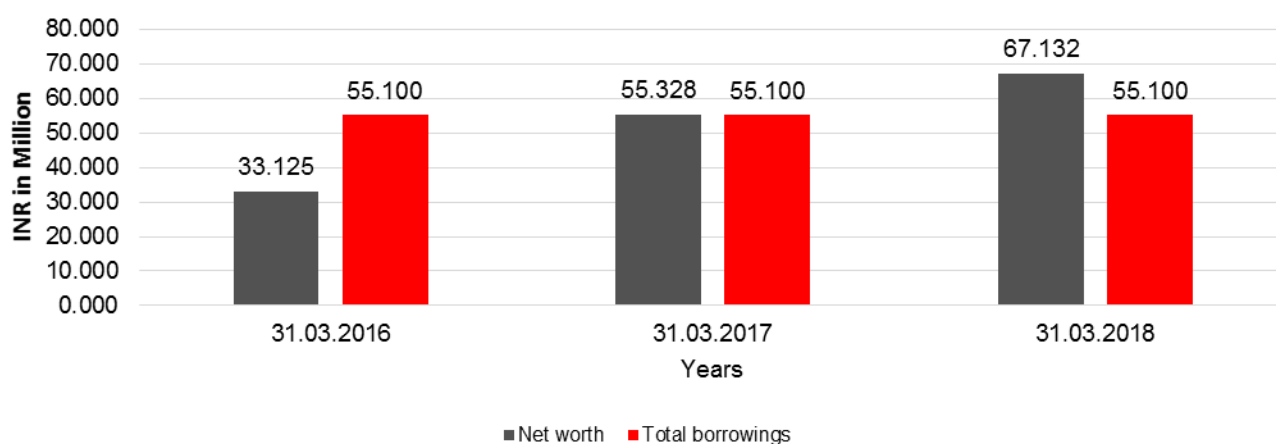
*Total Liability = Short-term Debt + Long-term Debt + Current Maturities of Long-term debts*

**FINANCIAL ANALYSIS**  
*[all figures are INR Million]*

**DEBT EQUITY RATIO**

| Particular                                | 31.03.2016     | 31.03.2017     | 31.03.2018     |
|---|----------------|----------------|----------------|
|   | INR In Million | INR In Million | INR In Million |
| Share Capital                             | 0.100          | 0.100          | 0.100          |
| Reserves & Surplus                        | 33.025         | 55.228         | 67.032         |
| Share Application money pending allotment | 0.000          | 0.000          | 0.000          |
| <b>Net worth</b>                          | <b>33.125</b>  | <b>55.328</b>  | <b>67.132</b>  |
| Long Term borrowings                      | 0.000          | 0.000          | 55.100         |
| Short Term borrowings                     | 55.100         | 55.100         | 0.000          |
| <b>Total borrowings</b>                   | <b>55.100</b>  | <b>55.100</b>  | <b>55.100</b>  |
| <b>Debt/Equity ratio</b>                  | <b>1.663</b>   | <b>0.996</b>   | <b>0.821</b>   |

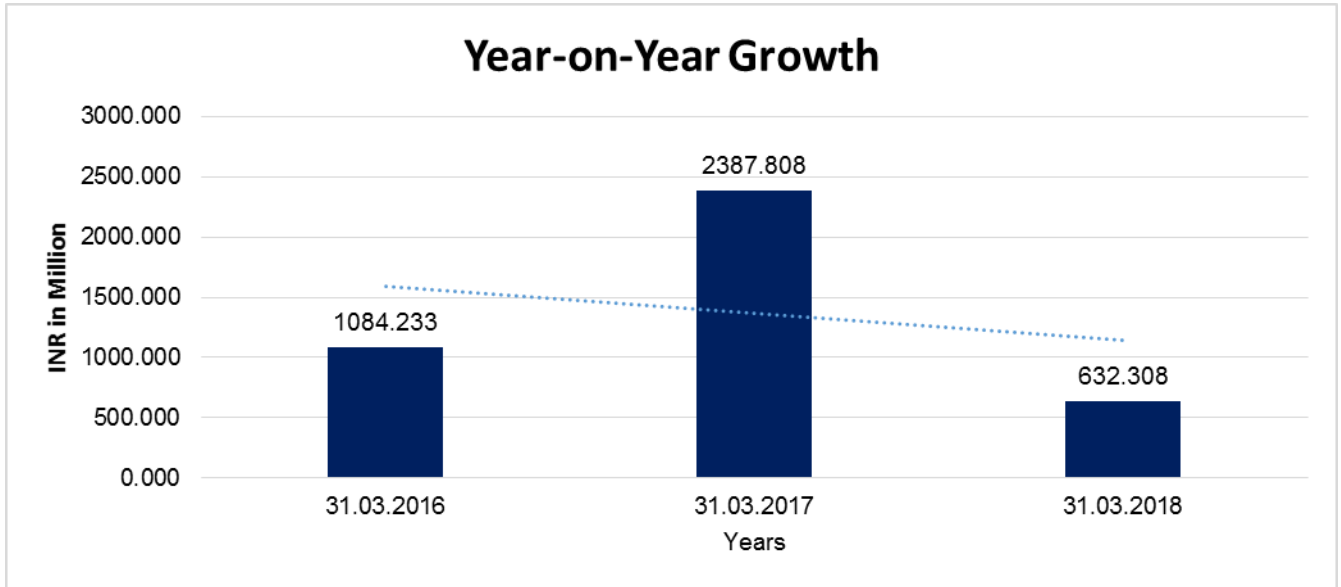
**Debt to Equity**



**YEAR-ON-YEAR GROWTH**

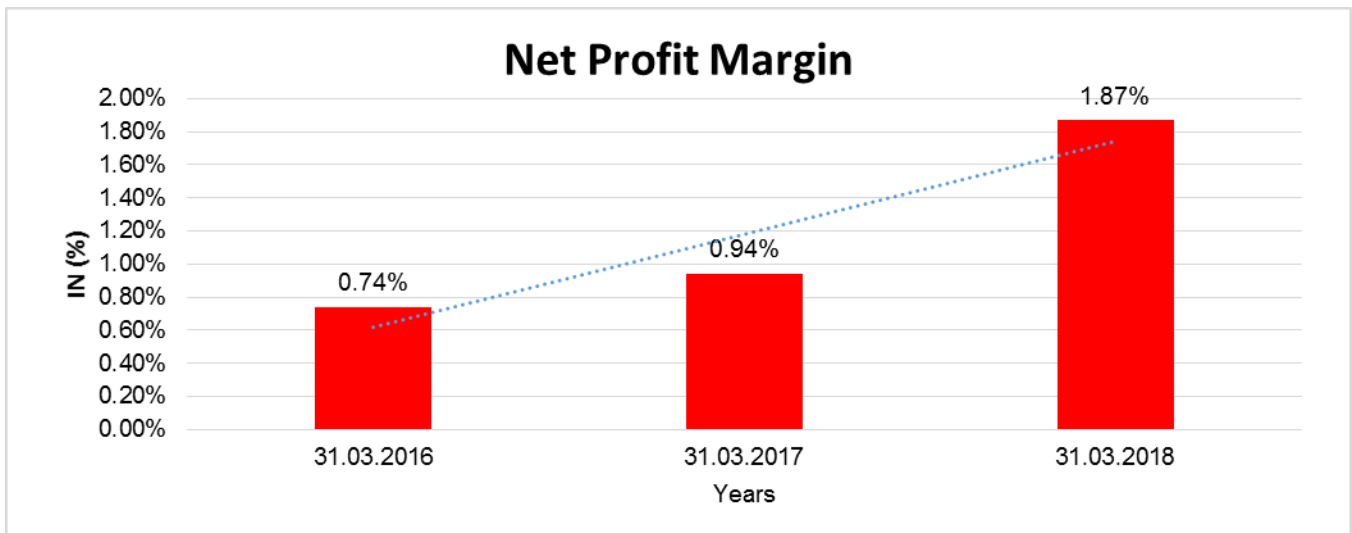
| Year on Year Growth | 31.03.2016     | 31.03.2017     | 31.03.2018      |
|---------------------|----------------|----------------|-----------------|
|                     | INR In Million | INR In Million | INR In Million  |
| Sales               | 1084.233       | 2387.808       | 632.308         |
|                     |                | <b>120.230</b> | <b>(73.519)</b> |

**DISCLAIMER** : This Report is **PRIVATE & CONFIDENTIAL** and it is prepared at the request of and for its use by the Subscriber only. The Subscriber shall use the contents of the Report merely as an aid to its business. Mira Inform Private Limited ("MIPL") has collated information/data in the Report, which have not been verified unless otherwise specifically mentioned in the Report. The Subscriber shall independently verify the accuracy and correctness of the information/data before in any way acting upon the same. MIPL shall not be liable for any harm, injury, loss or damage caused to the Subscriber due to default by the Subscriber's debtors/beneficiaries in fulfilling their obligations of any nature whatsoever. This Report or any of its portion shall not be used as a documentary evidence or otherwise before any investigative agencies or forum of law. This Report is confidential and proprietary to MIPL. The Subscriber and/or any other person(s) may not reproduce, publish or disclose any of the contents of the Report to others without the express authorization of MIPL. This Report is prepared and issued to the Subscriber without any risk, responsibility or liability on the part of MIPL or its officials.



**NET PROFIT MARGIN**

| Net Profit Margin | 31.03.2016     | 31.03.2017     | 31.03.2018     |
|-------------------|----------------|----------------|----------------|
|                   | INR In Million | INR In Million | INR In Million |
| Sales             | 1084.233       | 2387.808       | 632.308        |
| Profit            | 8.006          | 22.419         | 11.804         |
|                   | <b>0.74%</b>   | <b>0.94%</b>   | <b>1.87%</b>   |



**DISCLAIMER** : This Report is **PRIVATE & CONFIDENTIAL** and it is prepared at the request of and for its use by the Subscriber only. The Subscriber shall use the contents of the Report merely as an aid to its business. Mira Inform Private Limited ("MIPL") has collated information/data in the Report, which have not been verified unless otherwise specifically mentioned in the Report. The Subscriber shall independently verify the accuracy and correctness of the information/data before in any way acting upon the same. MIPL shall not be liable for any harm, injury, loss or damage caused to the Subscriber due to default by the Subscriber's debtors/beneficiaries in fulfilling their obligations of any nature whatsoever. This Report or any of its portion shall not be used as a documentary evidence or otherwise before any investigative agencies or forum of law. This Report is confidential and proprietary to MIPL. The Subscriber and/or any other person(s) may not reproduce, publish or disclose any of the contents of the Report to others without the express authorization of MIPL. This Report is prepared and issued to the Subscriber without any risk, responsibility or liability on the part of MIPL or its officials.

**LOCAL AGENCY FURTHER INFORMATION**

| Sr. No. | Check list by info agents                           | Available in Report (Yes/No) |
|---------|---|------------------------------|
| 1       | Year of establishment                               | Yes                          |
| 2       | Constitution of the entity -Incorporation details   | Yes                          |
| 3       | Locality of the entity                              | Yes                          |
| 4       | Premises details                                    | No                           |
| 5       | Buyer visit details                                 | --                           |
| 6       | Contact numbers                                     | Yes                          |
| 7       | Name of the person contacted                        | Yes                          |
| 8       | Designation of contact person                       | Yes                          |
| 9       | Promoter's background                               | Yes                          |
| 10      | Date of Birth of Proprietor / Partners / Directors  | Yes                          |
| 11      | Pan Card No. of Proprietor / Partners               | No                           |
| 12      | Voter Id Card No. of Proprietor / Partners          | No                           |
| 13      | Type of business                                    | Yes                          |
| 14      | Line of Business                                    | Yes                          |
| 15      | Export/import details (if applicable)               | Yes                          |
| 16      | No. of employees                                    | Yes                          |
| 17      | Details of sister concerns                          | Yes                          |
| 18      | Major suppliers                                     | Yes                          |
| 19      | Major customers                                     | Yes                          |
| 20      | Banking Details                                     | Yes                          |
| 21      | Banking facility details                            | No                           |
| 22      | Conduct of the banking account                      | --                           |
| 23      | Financials, if provided                             | Yes                          |
| 24      | Capital in the business                             | Yes                          |
| 25      | Last accounts filed at ROC, if applicable           | Yes                          |
| 26      | Turnover of firm for last three years               | Yes                          |
| 27      | Reasons for variation <> 20%                        | --                           |
| 28      | Estimation for coming financial year                | No                           |
| 29      | Profitability for last three years                  | Yes                          |
| 30      | Major shareholders, if available                    | Yes                          |
| 31      | External Agency Rating, if available                | No                           |
| 32      | Litigations that the firm/promoter involved in      | --                           |
| 33      | Market information                                  | --                           |
| 34      | Payments terms                                      | Yes                          |
| 35      | Negative Reporting by Auditors in the Annual Report | No                           |

**DIAMOND INDUSTRY – INDIA**

From time immemorial, India is well known in the world as the birthplace for diamonds. It is difficult to trace the origin of diamonds but history says that in the remote past, diamonds were mined only in India. Diamond production in India can be traced back to almost 8<sup>th</sup> Century B.C. India, in fact, remained undisputed leader till 18<sup>th</sup> Century when Brazilian fields were discovered in 1725 followed by emergence of S. Africa, Russia and Australia.

The achievement of the Indian diamond industry was possible only due to combination of the manufacturing skills of the Indian workforce and the untiring and unflagging efforts of the Indian diamantaires, supported by progressive Government policies.

The area of study of family owned diamond businesses derives its importance from the huge conglomerate of family run organizations which operate in the diamond industry since many generations.

Some of the basic traits of family run business enterprises include spirit of entrepreneurship, mutual trust lowers transaction costs, small, nimble and quick to react, information as a source of advantage and philanthropy.

Family owned diamond businesses need to improve on many fronts including higher standard of corporate governance, long-term performance – focused strategies, modern management and technology.

Utmost caution is to be exercised while dealing with some medium and large diamond traders which are usually engaged in fictitious import – export, inter-company transactions, financially assisted by banks. In the process, several public sector banks lost several hundred million rupees. They mostly diverted borrowed money for diamond business into real estate and capital markets.

Excerpts from Times of India dated 30<sup>th</sup> October 2010 is as under –

Gem and Jewellery Export Promotion Council in its statistical data has shown the export of polished diamonds to have increase by 28 % in February 2013. Compared to \$ 1.4 bn worth of polished diamond export in February, 2012, India exported \$ 1.84 billion worth of polished diamonds in February 2013. A senior executive of GJEPC said, “Export of cut and polished diamonds started falling month-wise after the imposition of 2 % of import duty on the polished diamonds. But February, 2013 has given a new ray of hope to the industry as the export of polished diamonds has actually increased by 28 %. It means the industry is on the track of recovery and round tripping of diamonds has stopped completely.” Demand has started coming from the US, the UK, Japan and China. India’s polished diamond export is expected to cross \$ 21 bn in 2013-14.

The banking sector has started exercising restraint while following prudent risk management norms when lending money to gems and jewellery sector. This follows the implementation of Basel III accord – a global voluntary regulatory standard on bank capital adequacy, stress testing and market liquidity.

**INDEX OF CHARGE: NO CHARGES EXISTS FOR COMPANY**

**UNSECURED LOANS:**

**(INR In Million)**

| Particulars                 | As on<br>31.03.2018 | As on<br>31.03.2017 |
|-----------------------------|---------------------|---------------------|
| <b>SHORT TERM BORROWING</b> |                     |                     |

**DISCLAIMER :** This Report is **PRIVATE & CONFIDENTIAL** and it is prepared at the request of and for its use by the Subscriber only. The Subscriber shall use the contents of the Report merely as an aid to its business. Mira Inform Private Limited (“MIPL”) has collated information/data in the Report, which have not been verified unless otherwise specifically mentioned in the Report. The Subscriber shall independently verify the accuracy and correctness of the information/data before in any way acting upon the same. MIPL shall not be liable for any harm, injury, loss or damage caused to the Subscriber due to default by the Subscriber’s debtors/beneficiaries in fulfilling their obligations of any nature whatsoever. This Report or any of its portion shall not be used as a documentary evidence or otherwise before any investigative agencies or forum of law. This Report is confidential and proprietary to MIPL. The Subscriber and/or any other person(s) may not reproduce, publish or disclose any of the contents of the Report to others without the express authorization of MIPL. This Report is prepared and issued to the Subscriber without any risk, responsibility or liability on the part of MIPL or its officials.

|                                   |           |               |
|-----------------------------------|-----------|---------------|
| Loans and advances from directors | NA        | 55.100        |
| <b>Total</b>                      | <b>NA</b> | <b>55.100</b> |

**FIXED ASSETS:**

**Tangible assets**

- Plant and equipment
- Furniture and fixtures

**CMT REPORT (Corruption, Money Laundering & Terrorism]**

The Public Notice information has been collected from various sources including but not limited to: **The Courts, India Prisons Service, Interpol, etc.**

**1] INFORMATION ON DESIGNATED PARTY**

No records exist designating subject or any of its beneficial owners, controlling shareholders or senior officers as terrorist or terrorist organization or whom notice had been received that all financial transactions involving their assets have been blocked or convicted, found guilty or against whom a judgement or order had been entered in a proceedings for violating money-laundering, anti-corruption or bribery or international economic or anti-terrorism sanction laws or whose assets were seized, blocked, frozen or ordered forfeited for violation of money laundering or international anti-terrorism laws.

**2] Court Declaration :**

No records exist to suggest that subject is or was the subject of any formal or informal allegations, prosecutions or other official proceeding for making any prohibited payments or other improper payments to government officials for engaging in prohibited transactions or with designated parties.

**3] Asset Declaration :**

No records exist to suggest that the property or assets of the subject are derived from criminal conduct or a prohibited transaction.

**4] Record on Financial Crime :**

Charges or conviction registered against subject: **None**

**5] Records on Violation of Anti-Corruption Laws :**

Charges or investigation registered against subject: **None**

**6] Records on Int'l Anti-Money Laundering Laws/Standards :**

Charges or investigation registered against subject: **None**

**7] Criminal Records**

No available information exist that suggest that subject or any of its principals have been formally charged or convicted by a competent governmental authority for any financial crime or under any formal investigation by a competent government authority for any violation of anti-corruption laws or international anti-money laundering laws or standard.

**8] Affiliation with Government :**

No record exists to suggest that any director or indirect owners, controlling shareholders, director, officer or employee of the company is a government official or a family member or close business associate of a Government official.

**9] Compensation Package :**

Our market survey revealed that the amount of compensation sought by the subject is fair and reasonable and comparable to compensation paid to others for similar services.

**10] Press Report :**

No press reports / filings exists on the subject.

**CORPORATE GOVERNANCE**

MIRA INFORM as part of its Due Diligence do provide comments on Corporate Governance to identify management and governance. These factors often have been predictive and in some cases have created vulnerabilities to credit deterioration.

Our Governance Assessment focuses principally on the interactions between a company's management, its Board of Directors, Shareholders and other financial stakeholders.

**CONTRAVENTION**

Subject is not known to have contravened any existing local laws, regulations or policies that prohibit, restrict or otherwise affect the terms and conditions that could be included in the agreement with the subject.

**FOREIGN EXCHANGE RATES**

| Currency  | Unit | INR       |
|-----------|------|-----------|
| US Dollar | 1    | INR 69.80 |
| UK Pound  | 1    | INR 88.86 |
| Euro      | 1    | INR 79.87 |

**INFORMATION DETAILS**

|                                  |     |
|----------------------------------|-----|
| <b>Information Gathered by :</b> | SHW |
| <b>Analysis Done by :</b>        | NIS |
| <b>Report Prepared by :</b>      | KVT |

**SCORE FACTORS**

| DEMERIT POINTS              |        |     |
|-----------------------------|--------|-----|
| --BANK CHARGES              | YES/NO | NO  |
| --LITIGATION                | YES/NO | NO  |
| --OTHER ADVERSE INFORMATION | YES/NO | NO  |
| MERIT POINTS                |        |     |
| --SOLE DISTRIBUTORSHIP      | YES/NO | NO  |
| --EXPORT ACTIVITIES         | YES/NO | YES |
| --AFFILIATION               | YES/NO | NO  |
| --LISTED                    | YES/NO | NO  |
| --OTHER MERIT FACTORS       | YES/NO | YES |

**RATING EXPLANATIONS**

| Credit Rating | Explanation      | Rating Comments  |
|---------------|------------------|--|
| A++           | Minimum Risk     | Business dealings permissible with minimum risk of default     |
| A+            | Low Risk         | Business dealings permissible with low risk of default         |
| A             | Acceptable Risk  | Business dealings permissible with moderate risk of default    |
| B             | Medium Risk      | Business dealings permissible on a regular monitoring basis    |
| C             | Medium High Risk | Business dealings permissible preferably on secured basis      |
| D             | High Risk        | Business dealing not recommended or on secured terms only      |
| NB            | New Business     | No recommendation can be done due to business in infancy stage |
| NT            | No Trace         | No recommendation can be done as the business is not traceable |

NB is stated where there is insufficient information to facilitate rating. However, it is not to be considered as unfavourable.

This score serves as a reference to assess SC's credit risk and to set the amount of credit to be extended. It is calculated from a composite of weighted scores obtained from each of the major sections of this report. The assessed factors are as follows:

- Financial condition covering various ratios
- Company background and operations size
- Promoters / Management background
- Payment record
- Litigation against the subject
- Industry scenario / competitor analysis
- Supplier / Customer / Banker review (wherever available)

**DISCLAIMER** : This Report is **PRIVATE & CONFIDENTIAL** and it is prepared at the request of and for its use by the Subscriber only. The Subscriber shall use the contents of the Report merely as an aid to its business. Mira Inform Private Limited ("MIPL") has collated information/data in the Report, which have not been verified unless otherwise specifically mentioned in the Report. The Subscriber shall independently verify the accuracy and correctness of the information/data before in any way acting upon the same. MIPL shall not be liable for any harm, injury, loss or damage caused to the Subscriber due to default by the Subscriber's debtors/beneficiaries in fulfilling their obligations of any nature whatsoever. This Report or any of its portion shall not be used as a documentary evidence or otherwise before any investigative agencies or forum of law. This Report is confidential and proprietary to MIPL. The Subscriber and/or any other person(s) may not reproduce, publish or disclose any of the contents of the Report to others without the express authorization of MIPL. This Report is prepared and issued to the Subscriber without any risk, responsibility or liability on the part of MIPL or its officials.