

MIRA INFORM REPORT

Report No. :	546676
Report Date :	29.12.2018

IDENTIFICATION DETAILS

Name :	COROMANDEL AGRICO PRIVATE LIMITED
Registered Office :	A- 73, Industrial Area, Sikandrabad, Bulandshahr – 203205, Uttar Pradesh
Tel. No.:	91-5735-221732 / 221975
Country :	India
Financials (as on) :	31.03.2017
Date of Incorporation :	16.12.1998
CIN No.: [Company Identification No.]	U74899UP1998PTC064041
IEC No. :	0502013371
Capital Investment / Paid-up Capital :	INR 77.663 Million
PAN No.: [Permanent Account No.]	AABCC6812A
GSTN : [Goods & Service Tax Registration No.]	07AABCC6812A2Z8 (Delhi) 06AABCC6812A1ZB / 06AABCC6812A2ZA (Haryana) 36AABCC6812A1Z8 (Telangana) 03AABCC6812A1ZH (Punjab) 37AABCC6812A1Z6 (Andhra Pradesh) 29AABCC6812A1Z3 (Karnataka) 09AABCC6812A1Z5 (Uttar Pradesh) 20AABCC6812A1ZL (Jharkhand) 23AABCC6812A1ZF (Madhya Pradesh) 08AABCC6812A1Z7 (Rajasthan) 27AABCC6812A1Z7 (Maharashtra) 22AABCC6812A1ZH (Chhattisgarh)
Legal Form :	Private Limited Liability Company
Line of Business :	Manufacturing of Agro-Chemicals Products – Pesticides and Insecticides and

DISCLAIMER : This Report is **PRIVATE & CONFIDENTIAL** and it is prepared at the request of and for its use by the Subscriber only. The Subscriber shall use the contents of the Report merely as an aid to its business. Mira Inform Private Limited ("MIPL") has collated information/data in the Report, which have not been verified unless otherwise specifically mentioned in the Report. The Subscriber shall independently verify the accuracy and correctness of the information/data before in any way acting upon the same. MIPL shall not be liable for any harm, injury, loss or damage caused to the Subscriber due to default by the Subscriber's debtors/beneficiaries in fulfilling their obligations of any nature whatsoever. This Report or any of its portion shall not be used as a documentary evidence or otherwise before any investigative agencies or forum of law. This Report is confidential and proprietary to MIPL. The Subscriber and/or any other person(s) may not reproduce, publish or disclose any of the contents of the Report to others without the express authorization of MIPL. This Report is prepared and issued to the Subscriber without any risk, responsibility or liability on the part of MIPL or its officials.

	Plant Nutrients Products. [Registered Activity]
No. of Employees :	Information denied by the management

RATING & COMMENTS
(Mira Inform has adopted New Rating mechanism w.e.f. 23rd January 2017)

MIRA's Rating :	A
------------------------	----------

Credit Rating	Explanation	Rating Comments
A	Acceptable Risk	Business dealings permissible with moderate risk of default

Maximum Credit Limit :	USD 1200000
Status :	Good
Payment Behaviour :	Usually Correct
Litigation :	Clear
Comments :	<p>Subject was incorporated in the year 1998 and it is engaged in manufacturing of agro-chemicals like pesticides and insecticides.</p> <p>As per financials of March 2017, the company has registered a decline in its revenue as compared to its previous year's revenue and has reported average profit margin.</p> <p>Rating takes into consideration the company's long established track record of business operations marked by sound net worth base along with average debt coverage indicators and decent liquidity position.</p> <p>Payment seems to be usually correct.</p> <p>In view of aforesaid, the company can be considered good for business dealings at safe and secured trade terms and conditions.</p>

NOTES :

Any query related to this report can be made on e-mail : infodept@mirainform.com while quoting report number, name and date.

ECGC Country Risk Classification List

Country Name	Previous Rating (30.06.2018)	Current Rating (30.09.2018)
India	A1	A1

DISCLAIMER : This Report is **PRIVATE & CONFIDENTIAL** and it is prepared at the request of and for its use by the Subscriber only. The Subscriber shall use the contents of the Report merely as an aid to its business. Mira Inform Private Limited ("MIPL") has collated information/data in the Report, which have not been verified unless otherwise specifically mentioned in the Report. The Subscriber shall independently verify the accuracy and correctness of the information/data before in any way acting upon the same. MIPL shall not be liable for any harm, injury, loss or damage caused to the Subscriber due to default by the Subscriber's debtors/beneficiaries in fulfilling their obligations of any nature whatsoever. This Report or any of its portion shall not be used as a documentary evidence or otherwise before any investigative agencies or forum of law. This Report is confidential and proprietary to MIPL. The Subscriber and/or any other person(s) may not reproduce, publish or disclose any of the contents of the Report to others without the express authorization of MIPL. This Report is prepared and issued to the Subscriber without any risk, responsibility or liability on the part of MIPL or its officials.

Risk Category	ECGC Classification
Insignificant	A1
Low Risk	A2
Moderately Low Risk	B1
Moderate Risk	B2
Moderately High Risk	C1
High Risk	C2
Very High Risk	D

EXTERNAL AGENCY RATING

Rating Agency Name	CARE
Rating	Long Term Rating = BB+ (Issuer Non-Cooperative)
Rating Explanation	Moderate risk of default
Date	18.09.2018

Rating Agency Name	CARE
Rating	Short Term Rating = A4+ (Issuer Non-Cooperative)
Rating Explanation	Minimal degree of safety and very high credit risk
Date	18.09.2018

RBI DEFAULTERS' LIST STATUS

Subject's name is not enlisted as a defaulter in the publicly available RBI Defaulters' list.

EPF (Employee Provident Fund) DEFAULTERS' LIST STATUS

Subject's name is not enlisted as a defaulter in the publicly available EPF (Employee Provident Fund) Defaulters' list as of 31-03-2018.

BIFR (Board for Industrial & Financial Reconstruction) LISTING STATUS

Subject's name is not listed as a Sick Unit in the publicly available BIFR (Board for Industrial & Financial Reconstruction) list as of 29.12.2018

IBBI (Insolvency and Bankruptcy Board of India) LISTING STATUS

Subject's name is not listed in the publicly available IBBI (Insolvency and Bankruptcy Board of India) list as of report date.

DISCLAIMER : This Report is **PRIVATE & CONFIDENTIAL** and it is prepared at the request of and for its use by the Subscriber only. The Subscriber shall use the contents of the Report merely as an aid to its business. Mira Inform Private Limited ("MIPL") has collated information/data in the Report, which have not been verified unless otherwise specifically mentioned in the Report. The Subscriber shall independently verify the accuracy and correctness of the information/data before in any way acting upon the same. MIPL shall not be liable for any harm, injury, loss or damage caused to the Subscriber due to default by the Subscriber's debtors/beneficiaries in fulfilling their obligations of any nature whatsoever. This Report or any of its portion shall not be used as a documentary evidence or otherwise before any investigative agencies or forum of law. This Report is confidential and proprietary to MIPL. The Subscriber and/or any other person(s) may not reproduce, publish or disclose any of the contents of the Report to others without the express authorization of MIPL. This Report is prepared and issued to the Subscriber without any risk, responsibility or liability on the part of MIPL or its officials.

INFORMATION DENIED

Management Non-Cooperative Tel. No. 91-124-4501730

LOCATIONS

Registered Office :	A- 73, Industrial Area, Sikandrabad, Bulandshahr – 203205, Uttar Pradesh, India
Tel. No.:	91-5735-221732 / 221975
Fax No.:	91-5735-221092
E-Mail :	info@coromandelagrigo.com hr@coromandelagrigo.com export@coromandelagrigo.com
Website :	http://www.coromandelagrigo.com
Corporate Office :	814, 8th Floor ILD Trade Centre, Sohna Road, Gurugram – 122018, Haryana, India
Tel. No.:	91-124-4501730 / 31
Factory 1 :	A/1/96 AND94-B, G.I.D.C.NANDESARI, Vadodara – 391340, Gujarat, India
Factory 2 :	Plot No. D/2, MIDC, Post Lote Parshuram, Taluk, Khed, Ratnagiri - 415722 Maharashtra, India

DIRECTORS

AS ON 31.03.2018

Name :	Mr. Anand Pradeep Kumar		
Designation :	Director		
Address :	N-25 G/F, Chitranjan Park, New Delhi – 110019, India		
Date of Birth/Age :	15.09.1964		
Qualification :	B. Sc (Chemicals), Bachelor of Engineering , one of the promoter of the Company having experience of managing business from more than 18 years		
Date of Appointment :	16.08.2005		
PAN No.:	AAAPF2647Q		
DIN No.:	01530354		
Other Directorship:			
	CIN/FCRN	Company Name	Begin Date End Date
	U67120MH1992PTC069314	MURRAY INVESTMENTS AND FINANCE PVT.LTD.	14/07/1995 -
	U65993TN1983PTC009929	RND INVESTMENTS PRIVATE LIMITED	05/09/1990 -
	U24231TN1983PLC010117	COROMANDEL INDAG PRODUCTS INDIA LIMITED	22/10/1998 -
	U74899DL1995PTC072407	PRITSONS BUILDERS AND CONSTRUCTIONS	16/05/2002 -

DISCLAIMER : This Report is **PRIVATE & CONFIDENTIAL** and it is prepared at the request of and for its use by the Subscriber only. The Subscriber shall use the contents of the Report merely as an aid to its business. Mira Inform Private Limited ("MIPL") has collated information/data in the Report, which have not been verified unless otherwise specifically mentioned in the Report. The Subscriber shall independently verify the accuracy and correctness of the information/data before in any way acting upon the same. MIPL shall not be liable for any harm, injury, loss or damage caused to the Subscriber due to default by the Subscriber's debtors/beneficiaries in fulfilling their obligations of any nature whatsoever. This Report or any of its portion shall not be used as a documentary evidence or otherwise before any investigative agencies or forum of law. This Report is confidential and proprietary to MIPL. The Subscriber and/or any other person(s) may not reproduce, publish or disclose any of the contents of the Report to others without the express authorization of MIPL. This Report is prepared and issued to the Subscriber without any risk, responsibility or liability on the part of MIPL or its officials.

PRIVATE LIMITED			
U74899DL2000PTC103588	SANKAN TRAVELS PRIVATE LIMITED	27/03/2004	-
U00000DL2001PTC109984	DREAM TECH EXPORTS PRIVATE LIMITED	15/03/2004	-
U31908DL2007PTC162361	SIMECOROMANDEL ENERGY PRIVATE LIMITED	20/04/2007	-
U01403DL2008PTC174143	PETCH AGRI BIOTECH PRIVATE LIMITED	18/02/2008	-
U24100UP2014PTC062148	RICHCROP SOLUTION PRIVATE LIMITED	22/01/2014	-
U74999MH2016PTC283205	HI-STAN BIOSCIENCES PRIVATE LIMITED	04/07/2016	-
Name : Ms. Svetlana Kazankina			
Designation : Director			
Address : Jaihun Street, Building 22-A, Samarkand - 1001004, Uzbekistan			
Date of Birth/Age : 04.06.1982			
Date of Appointment : 08.08.2011			
DIN No.: 03593423			
Other Directorship:			
CIN/FCRN	Company Name	Begin Date	End Date
U74999MH2016PTC283205	HI-STAN BIOSCIENCES PRIVATE LIMITED	04/07/2016	-
Name : Mr. Parveen Kumar			
Designation : Director			
Address : Flat No. 708, PSB Society, Section 49 A, Chandigarh – 160047, India			
Date of Appointment : 10.09.2018			
DIN No.: 08215734			

KEY EXECUTIVES

Name :	Ms. Sunita Yadav
Designation :	Company Secretary
Address :	WZ -728, Puran Nagar, Palam Colony, New Delhi – 110077, India
Date of Appointment :	14.07.2014
PAN No.:	AEYPY1958H

MAJOR SHAREHOLDERS

AS ON 31.03.2016

NAMES OF SHAREHOLDERS	NO. OF SHARES	PERCENTAGE OF HOLDING
Anand Pradeep Kumar	5370062	69.15
Mara Securities Private Limited, India	636250	8.19
Simba Securities Private Limited, India	400000	5.15
Sankan Travels Private Limited, India	112000	1.44

DISCLAIMER : This Report is **PRIVATE & CONFIDENTIAL** and it is prepared at the request of and for its use by the Subscriber only. The Subscriber shall use the contents of the Report merely as an aid to its business. Mira Inform Private Limited ("MIPL") has collated information/data in the Report, which have not been verified unless otherwise specifically mentioned in the Report. The Subscriber shall independently verify the accuracy and correctness of the information/data before in any way acting upon the same. MIPL shall not be liable for any harm, injury, loss or damage caused to the Subscriber due to default by the Subscriber's debtors/beneficiaries in fulfilling their obligations of any nature whatsoever. This Report or any of its portion shall not be used as a documentary evidence or otherwise before any investigative agencies or forum of law. This Report is confidential and proprietary to MIPL. The Subscriber and/or any other person(s) may not reproduce, publish or disclose any of the contents of the Report to others without the express authorization of MIPL. This Report is prepared and issued to the Subscriber without any risk, responsibility or liability on the part of MIPL or its officials.

Dream Tech Exports Private Limited, India	107000	1.38
Agrimas Chemicals Limited, India	1141000	14.69
Total	7766312	100.00

AS ON 06.01.2018

NAMES OF ALLOTTEE	NO. OF SHARES ALLOTTEE
Anand Pradeep Kumar	38961
Total	3861

Equity Share Break up (Percentage of Total Equity)

AS ON 30.09.2017

CATEGORY	PERCENTAGE
Promoters- Individual/Hindu Undivided Family- Indian	69.15
Promoters- Body corporate	30.85
Total	100.00

Share holding pattern

■ Promoters- Individual/Hindu Undivided Family- Indian ■ Promoters- Body corporate



BUSINESS DETAILS

Line of Business :	Manufacturing of Agro-Chemicals Products – Pesticides and Insecticides and Plant Nutrients Products. [Registered Activity]	
Products :	NIC Code	Name and Description of main products
	38089990	Other Similar Products N.E.S.
Brand Names :	Not Available	
Agencies Held :	Not Available	
Exports :	Not Divulged	
Imports :	Not Divulged	
Terms :	Not Divulged	

PRODUCTION STATUS – (NOT AVAILABLE)

DISCLAIMER : This Report is **PRIVATE & CONFIDENTIAL** and it is prepared at the request of and for its use by the Subscriber only. The Subscriber shall use the contents of the Report merely as an aid to its business. Mira Inform Private Limited ("MIPL") has collated information/data in the Report, which have not been verified unless otherwise specifically mentioned in the Report. The Subscriber shall independently verify the accuracy and correctness of the information/data before in any way acting upon the same. MIPL shall not be liable for any harm, injury, loss or damage caused to the Subscriber due to default by the Subscriber's debtors/beneficiaries in fulfilling their obligations of any nature whatsoever. This Report or any of its portion shall not be used as a documentary evidence or otherwise before any investigative agencies or forum of law. This Report is confidential and proprietary to MIPL. The Subscriber and/or any other person(s) may not reproduce, publish or disclose any of the contents of the Report to others without the express authorization of MIPL. This Report is prepared and issued to the Subscriber without any risk, responsibility or liability on the part of MIPL or its officials.

GENERAL INFORMATION

Suppliers :	Reference :	Not Divulged	
	Name of the Person :	--	
	Contact No.:	--	
	Since How Long Known :	--	
	Maximum Limit Dealt :	--	
	Experience :	--	
	Remark:	--	
Customers :	Reference :	Not Divulged	
	Name of the Person :	--	
	Contact No.:	--	
	Since How Long Known :	--	
	Maximum Limit Dealt :	--	
	Experience :	--	
	Remark:	--	
No. of Employees :	Information denied by the management		
Bankers :	Banker Name :	DBS Bank Limited	
	Branch :	Capital Point, Baba Kharak Singh Marg, Connaught Place, New Delhi-110001, India	
	Person Name (With Designation) :	--	
	Contact Number :	--	
	Name of Account Holder :	--	
	Account Number :	--	
	Account Since (Date/Year of Account Opening) :	--	
	Average Balance Maintained :	--	
	Credit Facilities Enjoyed (CC/OD/Term Loan) :	--	
	Account Operation :	--	
Remark :	--		
Facilities :	(INR In Million)		
	SECURED LOAN	As on 31.03.2017	As on 31.03.2016
	LONG TERM BORROWING		
	Term loans from Banks	127.733	134.192
	SHORT TERM BORROWING		
	Term loans	415.117	423.143
Total	542.850	557.335	

Auditors :	
Name :	S. R. Kapur and Company Chartered Accountants
Address :	R-289-C, Greater Kailsh, Part – I, New Delhi – 110048, India
PAN N Income-tax PAN of auditor or auditor's firm :	AAAFS9078E
Membership No. :	089480
Memberships :	Not Available
Collaborators :	Not Available
Enterprises which are owned, or have significant influence of or are partners with Key management personnel and their relatives:	<ul style="list-style-type: none"> • Agrimas Chemicals Limited [L99999mh1973plc016649] • Vithaj Agrichem Industries Private Limited [U01135gj1982ptc005109] • Mara Securities Private Limited [U65990mh1996ptc097935] • Murray Investments And Finance Pvt.Ltd. [U67120mh1992ptc069314] • Dream Tech Exports Private Limited [U00000dl2001ptc109984] • Pritsons Builders And Constructions Private Limited [U74899dl1995ptc072407] • Coromandel Indag Products India Limited [U24231tn1983plc010117] • Simba Securities Private Limited [U66990mh1996ptc097936] • Sankan Travels Private Limited [U74899dl2000ptc103588] • Simecoromandel Energy Private Limited [U31908dl2007ptc162361] • Rnd Investments Private Limited [U65993tn1983ptc009929] • Coromandel Agri Solution Private Limited [U24233up2013ptc059468] • Richcrop Solution Private Limited [U24100up2014ptc062148] • Pasumai Irrigation Limited [L01119tn1989plc017130] • Hi-Stan Biosciences Private Limited [U74999mh2016ptc283205] • Quintex Global Dwc-Llc

CAPITAL STRUCTURE

AS ON 31.03.2017

Authorised Capital :

No. of Shares	Type	Value	Amount
10000000	Equity Shares	INR 10/- each	INR 100.000 Million

Issued, Subscribed & Paid-up Capital :

No. of Shares	Type	Value	Amount
7766312	Equity Shares	INR 10/- each	INR 77.663 Million

AS ON 30.09.2017

Authorised Capital :

No. of Shares	Type	Value	Amount
10000000	Equity Shares	INR 10/- each	INR 100.000 Million

Issued, Subscribed & Paid-up Capital :

No. of Shares	Type	Value	Amount
7805273	Equity Shares	INR 10/- each	INR 78.053 Million

FINANCIAL DATA
[all figures are INR Million]

ABRIDGED BALANCE SHEET

SOURCES OF FUNDS	31.03.2017	31.03.2016	31.03.2015
I. EQUITY AND LIABILITIES			
(1) Shareholders' Funds			
(a) Share Capital	77.663	77.663	77.663
(b) Reserves & Surplus	336.553	308.449	259.199
(c) Money received against share warrants	0.000	0.000	0.000
(2) Share Application money pending allotment	0.000	0.000	0.000
Total Shareholders' Funds (1) + (2)	414.216	386.112	336.862
(3) Non-Current Liabilities			
(a) long-term borrowings	127.733	134.192	119.438
(b) Deferred tax liabilities (Net)	8.046	7.923	4.533
(c) Other long term liabilities	0.000	0.000	0.000
(d) long-term provisions	18.033	12.120	14.607
Total Non-current Liabilities (3)	153.812	154.235	138.578
(4) Current Liabilities			
(a) Short term borrowings	457.403	460.724	432.131
(b) Trade payables	574.718	495.274	574.252
(c) Other current liabilities	259.503	211.456	179.030
(d) Short-term provisions	24.255	21.929	28.954
Total Current Liabilities (4)	1315.879	1189.383	1214.367
TOTAL	1883.907	1729.730	1689.807
II. ASSETS			
(1) Non-current assets			
(a) Fixed Assets			
(i) Tangible assets	339.398	343.414	281.765
(ii) Intangible Assets	0.495	0.729	1.908
(iii) Capital work-in-progress	3.839	6.504	4.693
(iv) Intangible assets under development	4.013	3.552	2.779
(b) Non-current Investments	12.753	12.753	12.751
(c) Deferred tax assets (net)	0.000	0.000	0.000
(d) Long-term Loan and Advances	0.000	0.000	0.000
(e) Other Non-current assets	0.000	0.000	0.000

DISCLAIMER : This Report is **PRIVATE & CONFIDENTIAL** and it is prepared at the request of and for its use by the Subscriber only. The Subscriber shall use the contents of the Report merely as an aid to its business. Mira Inform Private Limited ("MIPL") has collated information/data in the Report, which have not been verified unless otherwise specifically mentioned in the Report. The Subscriber shall independently verify the accuracy and correctness of the information/data before in any way acting upon the same. MIPL shall not be liable for any harm, injury, loss or damage caused to the Subscriber due to default by the Subscriber's debtors/beneficiaries in fulfilling their obligations of any nature whatsoever. This Report or any of its portion shall not be used as a documentary evidence or otherwise before any investigative agencies or forum of law. This Report is confidential and proprietary to MIPL. The Subscriber and/or any other person(s) may not reproduce, publish or disclose any of the contents of the Report to others without the express authorization of MIPL. This Report is prepared and issued to the Subscriber without any risk, responsibility or liability on the part of MIPL or its officials.

Total Non-Current Assets	360.498	366.952	303.896
(2) Current assets			
(a) Current investments	0.000	0.000	0.000
(b) Inventories	563.329	553.555	601.535
(c) Trade receivables	810.127	653.327	637.372
(d) Cash and cash equivalents	39.433	42.270	37.768
(e) Short-term loans and advances	101.762	103.979	98.879
(f) Other current assets	8.758	9.647	10.357
Total Current Assets	1523.409	1362.778	1385.911
TOTAL	1883.907	1729.730	1689.807

PROFIT & LOSS ACCOUNT

	PARTICULARS	31.03.2017	31.03.2016	31.03.2015
	SALES			
	Income	1873.946	2095.366	2225.608
	Other Income	21.923	18.061	22.436
	TOTAL	1895.869	2113.427	2248.044
Less	EXPENSES			
	Cost of Materials Consumed	1075.952	979.447	1184.215
	Purchases of Stock-in-Trade	11.005	354.858	292.858
	Changes in inventories of finished goods, work-in-progress and Stock-in-Trade	93.411	69.182	30.762
	Employees benefits expense	182.019	186.289	184.514
	Extraordinary items	0.000	0.000	-5.285
	Other expenses	261.611	253.023	299.850
	TOTAL	1623.998	1842.799	1986.914
	PROFIT/ (LOSS) BEFORE INTEREST, TAX, DEPRECIATION AND AMORTISATION	271.871	270.628	261.130
Less	FINANCIAL EXPENSES	193.546	174.008	156.194
	PROFIT / (LOSS) BEFORE TAX, DEPRECIATION AND AMORTISATION	78.325	96.620	104.936
Less/ Add	DEPRECIATION/ AMORTISATION	27.269	28.698	28.908
	PROFIT/ (LOSS) BEFORE TAX	51.056	67.922	76.028

DISCLAIMER : This Report is **PRIVATE & CONFIDENTIAL** and it is prepared at the request of and for its use by the Subscriber only. The Subscriber shall use the contents of the Report merely as an aid to its business. Mira Inform Private Limited ("MIPL") has collated information/data in the Report, which have not been verified unless otherwise specifically mentioned in the Report. The Subscriber shall independently verify the accuracy and correctness of the information/data before in any way acting upon the same. MIPL shall not be liable for any harm, injury, loss or damage caused to the Subscriber due to default by the Subscriber's debtors/beneficiaries in fulfilling their obligations of any nature whatsoever. This Report or any of its portion shall not be used as a documentary evidence or otherwise before any investigative agencies or forum of law. This Report is confidential and proprietary to MIPL. The Subscriber and/or any other person(s) may not reproduce, publish or disclose any of the contents of the Report to others without the express authorization of MIPL. This Report is prepared and issued to the Subscriber without any risk, responsibility or liability on the part of MIPL or its officials.

Less	TAX	22.953	18.671	30.000
	PROFIT/ (LOSS) AFTER TAX	28.103	49.251	46.028
	Earnings / (Loss) Per Share (INR)	3.62	6.34	5.93

CURRENT MATURITIES OF LONG TERM DEBT DETAILS

Particulars	31.03.2017	31.03.2016	31.03.2015
Current Maturities of Long term debt	NA	NA	NA
Cash generated from operations	NA	NA	NA
Net cash flows from (used in) operations	240.944	253.002	124.561
Net cash flows from (used in) operating activities	27.051	53.098	(83.805)

KEY RATIOS

EFFICIENCY RATIOS

PARTICULARS	31.03.2017	31.03.2016	31.03.2015
Average Collection Days (Sundry Debtors / Income * 365 Days)	157.79	113.81	104.53
Account Receivables Turnover (Income / Sundry Debtors)	2.31	3.21	3.49
Average Payment Days (Sundry Creditors / Purchases * 365 Days)	192.99	135.48	141.90
Inventory Turnover (Operating Income / Inventories)	0.48	0.49	0.43
Asset Turnover (Operating Income / Net Fixed Assets)	0.78	0.76	0.90

LEVERAGE RATIOS

PARTICULARS	31.03.2017	31.03.2016	31.03.2015
Debt Ratio ((Borrowing + Current Liabilities) / Total Assets)	0.77	0.77	0.79
Debt Equity Ratio (Total Liability / Networth)	1.41	1.54	1.64

DISCLAIMER : This Report is **PRIVATE & CONFIDENTIAL** and it is prepared at the request of and for its use by the Subscriber only. The Subscriber shall use the contents of the Report merely as an aid to its business. Mira Inform Private Limited ("MIPL") has collated information/data in the Report, which have not been verified unless otherwise specifically mentioned in the Report. The Subscriber shall independently verify the accuracy and correctness of the information/data before in any way acting upon the same. MIPL shall not be liable for any harm, injury, loss or damage caused to the Subscriber due to default by the Subscriber's debtors/beneficiaries in fulfilling their obligations of any nature whatsoever. This Report or any of its portion shall not be used as a documentary evidence or otherwise before any investigative agencies or forum of law. This Report is confidential and proprietary to MIPL. The Subscriber and/or any other person(s) may not reproduce, publish or disclose any of the contents of the Report to others without the express authorization of MIPL. This Report is prepared and issued to the Subscriber without any risk, responsibility or liability on the part of MIPL or its officials.

Current Liabilities to Networth (Current Liabilities / Net Worth)	3.18	3.08	3.60
Fixed Assets to Networth (Net Fixed Assets / Networth)	0.84	0.92	0.86
Interest Coverage Ratio (PBIT / Financial Charges)	1.40	1.56	1.67

PROFITABILITY RATIOS

PARTICULARS		31.03.2017	31.03.2016	31.03.2015
Net Profit Margin (PAT / Sales) * 100	%	1.50	2.35	2.07
Return on Total Assets (PAT / Total Assets) * 100	%	1.49	2.85	2.72
Return on Investment (ROI) (PAT / Networth) * 100	%	6.78	12.76	13.66

SOLVENCY RATIOS

PARTICULARS		31.03.2017	31.03.2016	31.03.2015
Current Ratio (Current Assets / Current Liabilities)		1.16	1.15	1.14
Quick Ratio (Current Assets – Inventories) / Current Liabilities)		0.73	0.68	0.65
G-Score Ratio Financial (Networth / Total Assets)		0.22	0.22	0.20
G-Score Ratio Debt (Debts / Equity Capital)		7.53	7.66	7.10
G-Score Ratio Liquidity (Total Current Assets / Total Current Liabilities)		1.16	1.15	1.14

Total Liability = Short-term Debt + Long-term Debt + Current Maturities of Long-term debts

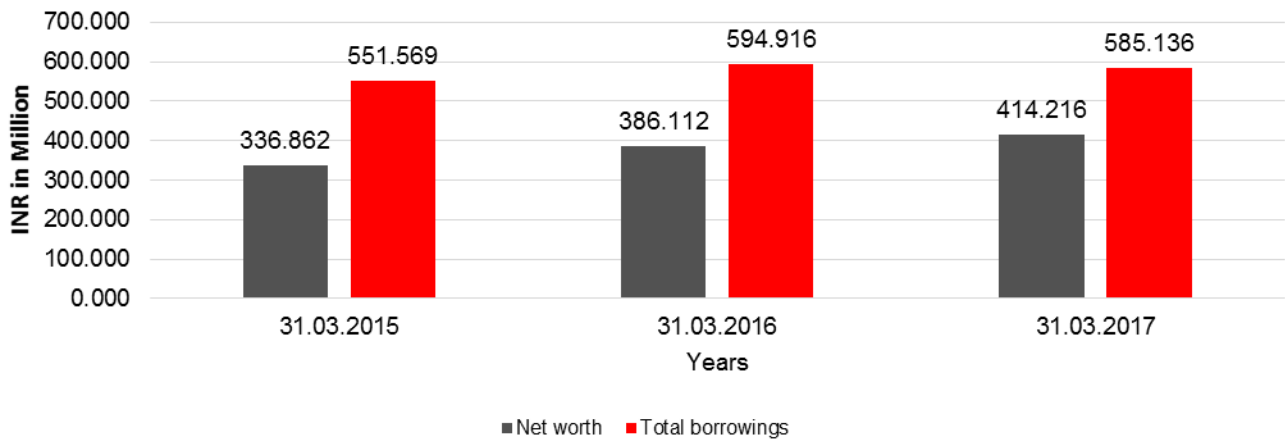
DISCLAIMER : This Report is **PRIVATE & CONFIDENTIAL** and it is prepared at the request of and for its use by the Subscriber only. The Subscriber shall use the contents of the Report merely as an aid to its business. Mira Inform Private Limited ("MIPL") has collated information/data in the Report, which have not been verified unless otherwise specifically mentioned in the Report. The Subscriber shall independently verify the accuracy and correctness of the information/data before in any way acting upon the same. MIPL shall not be liable for any harm, injury, loss or damage caused to the Subscriber due to default by the Subscriber's debtors/beneficiaries in fulfilling their obligations of any nature whatsoever. This Report or any of its portion shall not be used as a documentary evidence or otherwise before any investigative agencies or forum of law. This Report is confidential and proprietary to MIPL. The Subscriber and/or any other person(s) may not reproduce, publish or disclose any of the contents of the Report to others without the express authorization of MIPL. This Report is prepared and issued to the Subscriber without any risk, responsibility or liability on the part of MIPL or its officials.

FINANCIAL ANALYSIS
[all figures are INR Million]

DEBT EQUITY RATIO

Particular	31.03.2015	31.03.2016	31.03.2017
	INR In Million	INR In Million	INR In Million
Share Capital	77.663	77.663	77.663
Reserves & Surplus	259.199	308.449	336.553
Money received against share warrants	0.000	0.000	0.000
Share Application money pending allotment	0.000	0.000	0.000
Net worth	336.862	386.112	414.216
Long Term borrowings	119.438	134.192	127.733
Short Term borrowings	432.131	460.724	457.403
Total borrowings	551.569	594.916	585.136
Debt/Equity ratio	1.637	1.541	1.413

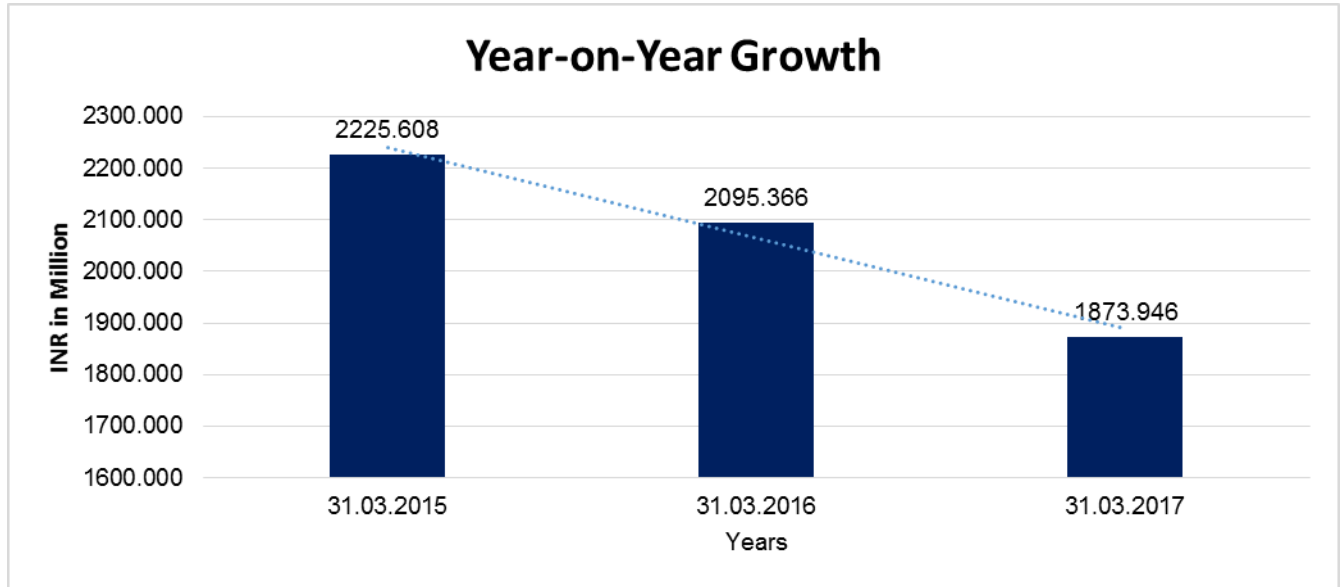
Debt to Equity



YEAR-ON-YEAR GROWTH

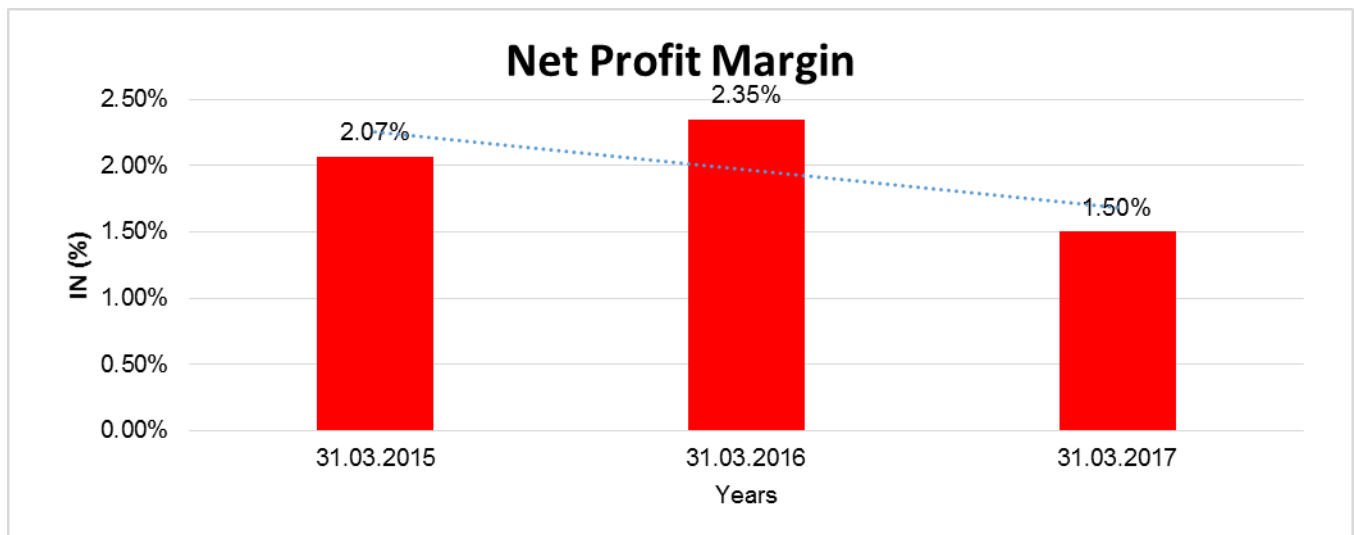
Year on Year Growth	31.03.2015	31.03.2016	31.03.2017
	INR In Million	INR In Million	INR In Million
Sales	2225.608	2095.366	1873.946
		(5.852)	(10.567)

DISCLAIMER : This Report is **PRIVATE & CONFIDENTIAL** and it is prepared at the request of and for its use by the Subscriber only. The Subscriber shall use the contents of the Report merely as an aid to its business. Mira Inform Private Limited ("MIPL") has collated information/data in the Report, which have not been verified unless otherwise specifically mentioned in the Report. The Subscriber shall independently verify the accuracy and correctness of the information/data before in any way acting upon the same. MIPL shall not be liable for any harm, injury, loss or damage caused to the Subscriber due to default by the Subscriber's debtors/beneficiaries in fulfilling their obligations of any nature whatsoever. This Report or any of its portion shall not be used as a documentary evidence or otherwise before any investigative agencies or forum of law. This Report is confidential and proprietary to MIPL. The Subscriber and/or any other person(s) may not reproduce, publish or disclose any of the contents of the Report to others without the express authorization of MIPL. This Report is prepared and issued to the Subscriber without any risk, responsibility or liability on the part of MIPL or its officials.



NET PROFIT MARGIN

Net Profit Margin	31.03.2015	31.03.2016	31.03.2017
	INR In Million	INR In Million	INR In Million
Sales	2225.608	2095.366	1873.946
Profit	46.028	49.251	28.103
	2.07%	2.35%	1.50%



DISCLAIMER : This Report is **PRIVATE & CONFIDENTIAL** and it is prepared at the request of and for its use by the Subscriber only. The Subscriber shall use the contents of the Report merely as an aid to its business. Mira Inform Private Limited ("MIPL") has collated information/data in the Report, which have not been verified unless otherwise specifically mentioned in the Report. The Subscriber shall independently verify the accuracy and correctness of the information/data before in any way acting upon the same. MIPL shall not be liable for any harm, injury, loss or damage caused to the Subscriber due to default by the Subscriber's debtors/beneficiaries in fulfilling their obligations of any nature whatsoever. This Report or any of its portion shall not be used as a documentary evidence or otherwise before any investigative agencies or forum of law. This Report is confidential and proprietary to MIPL. The Subscriber and/or any other person(s) may not reproduce, publish or disclose any of the contents of the Report to others without the express authorization of MIPL. This Report is prepared and issued to the Subscriber without any risk, responsibility or liability on the part of MIPL or its officials.

ABRIDGED BALANCE SHEET (CONSOLIDATED)

SOURCES OF FUNDS	31.03.2017	31.03.2016
I. EQUITY AND LIABILITIES		
(1) Shareholders' Funds		
(a) Share Capital	77.663	77.663
(b) Reserves & Surplus	342.275	321.768
(c) Money received against share warrants	0.000	0.000
(2) Share Application money pending allotment	0.000	0.000
Total Shareholders' Funds (1) + (2)	419.938	399.431
(3) Non-Current Liabilities		
(a) long-term borrowings	127.733	134.192
(b) Deferred tax liabilities (Net)	8.046	7.923
(c) Other long term liabilities	0.000	0.000
(d) long-term provisions	18.033	12.120
Total Non-current Liabilities (3)	153.812	154.235
(4) Current Liabilities		
(a) Short term borrowings	457.403	460.724
(b) Trade payables	574.718	495.274
(c) Other current liabilities	259.550	211.696
(d) Short-term provisions	24.255	21.929
Total Current Liabilities (4)	1315.926	1189.623
TOTAL	1889.676	1743.289
II. ASSETS		
(1) Non-current assets		
(a) Fixed Assets		
(i) Tangible assets	339.398	343.414
(ii) Intangible Assets	0.495	0.729
(iii) Capital work-in-progress	3.839	6.504
(iv) Intangible assets under development	4.013	3.552
(b) Non-current Investments	18.383	25.960
(c) Deferred tax assets (net)	0.000	0.000
(d) Long-term Loan and Advances	0.000	0.000
(e) Other Non-current assets	0.000	0.067
Total Non-Current Assets	366.128	380.226
(2) Current assets		

DISCLAIMER : This Report is **PRIVATE & CONFIDENTIAL** and it is prepared at the request of and for its use by the Subscriber only. The Subscriber shall use the contents of the Report merely as an aid to its business. Mira Inform Private Limited ("MIPL") has collated information/data in the Report, which have not been verified unless otherwise specifically mentioned in the Report. The Subscriber shall independently verify the accuracy and correctness of the information/data before in any way acting upon the same. MIPL shall not be liable for any harm, injury, loss or damage caused to the Subscriber due to default by the Subscriber's debtors/beneficiaries in fulfilling their obligations of any nature whatsoever. This Report or any of its portion shall not be used as a documentary evidence or otherwise before any investigative agencies or forum of law. This Report is confidential and proprietary to MIPL. The Subscriber and/or any other person(s) may not reproduce, publish or disclose any of the contents of the Report to others without the express authorization of MIPL. This Report is prepared and issued to the Subscriber without any risk, responsibility or liability on the part of MIPL or its officials.

(a) Current investments		0.000	0.000
(b) Inventories		563.329	553.556
(c) Trade receivables		810.127	653.327
(d) Cash and cash equivalents		39.725	42.657
(e) Short-term loans and advances		101.609	103.876
(f) Other current assets		8.758	9.647
Total Current Assets		1523.548	1363.063
TOTAL		1889.676	1743.289

PROFIT & LOSS ACCOUNT (CONSOLIDATED)

	PARTICULARS	31.03.2018	31.03.2017
	SALES		
	Income	1873.946	2095.366
	Other Income	22.123	18.102
	TOTAL	1896.069	2113.468
Less	EXPENSES		
	Cost of Materials Consumed	1075.952	979.447
	Purchases of Stock-in-Trade	11.005	354.858
	Changes in inventories of finished goods, work-in-progress and Stock-in-Trade	93.411	69.182
	Employees benefits expense	182.114	186.289
	Other expenses	261.734	253.072
	TOTAL	1624.216	1842.848
	PROFIT/ (LOSS) BEFORE INTEREST, TAX, DEPRECIATION AND AMORTISATION	271.853	270.620
Less	FINANCIAL EXPENSES	193.546	174.008
	PROFIT / (LOSS) BEFORE TAX, DEPRECIATION AND AMORTISATION	78.307	96.612
Less/ Add	DEPRECIATION/ AMORTISATION	27.269	28.698
	PROFIT/ (LOSS) BEFORE TAX	51.038	67.914
Less	TAX	22.953	18.671
	PROFIT/ (LOSS) AFTER TAX	28.085	49.243

DISCLAIMER : This Report is **PRIVATE & CONFIDENTIAL** and it is prepared at the request of and for its use by the Subscriber only. The Subscriber shall use the contents of the Report merely as an aid to its business. Mira Inform Private Limited ("MIPL") has collated information/data in the Report, which have not been verified unless otherwise specifically mentioned in the Report. The Subscriber shall independently verify the accuracy and correctness of the information/data before in any way acting upon the same. MIPL shall not be liable for any harm, injury, loss or damage caused to the Subscriber due to default by the Subscriber's debtors/beneficiaries in fulfilling their obligations of any nature whatsoever. This Report or any of its portion shall not be used as a documentary evidence or otherwise before any investigative agencies or forum of law. This Report is confidential and proprietary to MIPL. The Subscriber and/or any other person(s) may not reproduce, publish or disclose any of the contents of the Report to others without the express authorization of MIPL. This Report is prepared and issued to the Subscriber without any risk, responsibility or liability on the part of MIPL or its officials.

	Earnings / (Loss) Per Share (INR)		2.64	6.36

DISCLAIMER : This Report is **PRIVATE & CONFIDENTIAL** and it is prepared at the request of and for its use by the Subscriber only. The Subscriber shall use the contents of the Report merely as an aid to its business. Mira Inform Private Limited ("MIPL") has collated information/data in the Report, which have not been verified unless otherwise specifically mentioned in the Report. The Subscriber shall independently verify the accuracy and correctness of the information/data before in any way acting upon the same. MIPL shall not be liable for any harm, injury, loss or damage caused to the Subscriber due to default by the Subscriber's debtors/beneficiaries in fulfilling their obligations of any nature whatsoever. This Report or any of its portion shall not be used as a documentary evidence or otherwise before any investigative agencies or forum of law. This Report is confidential and proprietary to MIPL. The Subscriber and/or any other person(s) may not reproduce, publish or disclose any of the contents of the Report to others without the express authorization of MIPL. This Report is prepared and issued to the Subscriber without any risk, responsibility or liability on the part of MIPL or its officials.

LOCAL AGENCY FURTHER INFORMATION

Sr. No.	Check list by info agents	Available in Report (Yes/No)
1	Year of establishment	Yes
2	Constitution of the entity	Yes
3	Locality of the entity	Yes
4	Premises details	No
5	Buyer visit details	--
6	Contact numbers	Yes
7	Name of the person contacted	No
8	Designation of contact person	No
9	Promoter's background	Yes
10	Date of Birth of Proprietor / Partners / Directors	Yes
11	Pan Card No. of Proprietor / Partners	No
12	Voter Id Card No. of Proprietor / Partners	No
13	Type of business	Yes
14	Line of Business	Yes
15	Export/import details (if applicable)	No
16	No. of employees	No
17	Details of sister concerns	Yes
18	Major suppliers	No
19	Major customers	No
20	Banking Details	Yes
21	Banking facility details	Yes
22	Conduct of the banking account	--
23	Financials, if provided	Yes
24	Capital in the business	Yes
25	Last accounts filed at ROC, if applicable	Yes
26	Turnover of firm for last three years	Yes
27	Reasons for variation <> 20%	--
28	Estimation for coming financial year	No
29	Profitability for last three years	Yes
30	Major shareholders, if available	Yes
31	External Agency Rating, if available	Yes
32	Litigations that the firm/promoter involved in	--
33	Market information	--
34	Payments terms	No
35	Negative Reporting by Auditors in the Annual Report	No

UNSECURED LOANS:

Particulars	31.03.2017 INR In Million	31.03.2016 INR In Million
SHORT TERM BORROWINGS		
Term loans from Banks	42.286	37.581
Total	42.286	37.581

CONTINGENT LIABILITIES:

Particulars	31.03.2017 (INR In Million)	31.03.2016 (INR In Million)
Letters of credit	1,55.917	67.731
VAT demand in dispute	0.880	1.114
Bank Gurantees	50.000	32.783

INDEX OF CHARGE:

SN o	SRN	Charge Id	Charge Holder Name	Date of Creation	Date of Modification	Date of Satisfaction	Amount	Address
1	G44535862	100099491	HERO FINCORP LIMITED	14/01/2017	-	-	30000000.0	34, COMMUNITY CENTRE, BASANT LOKVASANT VIHARNEW DELHIDE1100571N
2	C68179274	10598675	FULLERTON INDIA CREDIT COMPANY LIMITED	12/08/2015	-	-	80000000.0	Floor 5 &6, B wing, Supreme IT Park, Supreme City,Behind lake Castle, PowaiMUMBAIM H400078IN
3	C51546109	10551736	DBS BANK LTD.	19/02/2015	16/03/2015	-	10000000.0	CAPITAL POINT, BABA KHARAK SINGH MARGCONNAUGHT PLACE,NEW DELHIDL1100011N
4	G45729407	10551738	DBS BANK LTD.	19/02/2015	01/06/2017	-	110000000.0	CAPITAL POINT, BABA KHARAK SINGH

DISCLAIMER : This Report is **PRIVATE & CONFIDENTIAL** and it is prepared at the request of and for its use by the Subscriber only. The Subscriber shall use the contents of the Report merely as an aid to its business. Mira Inform Private Limited ("MIPL") has collated information/data in the Report, which have not been verified unless otherwise specifically mentioned in the Report. The Subscriber shall independently verify the accuracy and correctness of the information/data before in any way acting upon the same. MIPL shall not be liable for any harm, injury, loss or damage caused to the Subscriber due to default by the Subscriber's debtors/beneficiaries in fulfilling their obligations of any nature whatsoever. This Report or any of its portion shall not be used as a documentary evidence or otherwise before any investigative agencies or forum of law. This Report is confidential and proprietary to MIPL. The Subscriber and/or any other person(s) may not reproduce, publish or disclose any of the contents of the Report to others without the express authorization of MIPL. This Report is prepared and issued to the Subscriber without any risk, responsibility or liability on the part of MIPL or its officials.

								MARGCONNAU GHT PLACE,NEW DELHIDL1100011 N
5	C442229 58	1055034 8	DBS BANK LTD.	02/02/20 15	-	-	7000000.0	CAPITAL POINT, BABA KHARAK SINGH MARGCONNAU GHT PLACE,NEW DELHIDL1100011 N
6	C465624 84	1054888 0	DBS BANK LTD.	08/01/20 15	16/03/201 5	-	100000000.0	CAPITAL POINT, BABA KHARAK SINGH MARGCONNAU GHT PLACE,NEW DELHIDL1100011 N
7	C775073 66	1034464 2	STATE BANK OF BIKANER AND JAIPUR (LEAD BANK)	26/03/20 12	19/01/201 6	-	550000000.0	16, COMMUNITY CENTRE, SAKETNEW DELHIDELHIDL1 10017IN
8	G54121 116	1034448 6	State Bank of India	07/02/20 12	18/08/201 7	-	735000000.0	SME Branch, N- 3South Extension, Part - INew DelhiDL110049IN
9	G53444 832	1042883 8	IDBI BANK LIMITED	29/05/20 13	02/09/201 3	31/08/201 7	20000000.0	Indian Red Cross Society Building1, Red Cross RoadNew DelhiDL110001IN
10	B949700 01	1033373 3	IDBI Bank Llimited	01/02/20 12	-	28/01/201 4	10000000.0	3rd Floor, Indian Red Cross Society Building,1, Red Cross RoadNew DelhiDL110001IN

FIXED ASSETS:

- Land
- Factory Buildings
- Plant and equipment
- Furniture and fixtures
- Office equipment
- Vehicles

CMT REPORT (Corruption, Money Laundering & Terrorism]

The Public Notice information has been collected from various sources including but not limited to: **The Courts, India Prisons Service, Interpol, etc.**

1] INFORMATION ON DESIGNATED PARTY

No records exist designating subject or any of its beneficial owners, controlling shareholders or senior officers as terrorist or terrorist organization or whom notice had been received that all financial transactions involving their assets have been blocked or convicted, found guilty or against whom a judgement or order had been entered in a proceedings for violating money-laundering, anti-corruption or bribery or international economic or anti-terrorism sanction laws or whose assets were seized, blocked, frozen or ordered forfeited for violation of money laundering or international anti-terrorism laws.

2] Court Declaration :

No records exist to suggest that subject is or was the subject of any formal or informal allegations, prosecutions or other official proceeding for making any prohibited payments or other improper payments to government officials for engaging in prohibited transactions or with designated parties.

3] Asset Declaration :

No records exist to suggest that the property or assets of the subject are derived from criminal conduct or a prohibited transaction.

4] Record on Financial Crime :

Charges or conviction registered against subject: **None**

5] Records on Violation of Anti-Corruption Laws :

Charges or investigation registered against subject: **None**

6] Records on Int'l Anti-Money Laundering Laws/Standards :

Charges or investigation registered against subject: **None**

7] Criminal Records

No available information exist that suggest that subject or any of its principals have been formally charged or convicted by a competent governmental authority for any financial crime or under any formal investigation by a competent government authority for any violation of anti-corruption laws or international anti-money laundering laws or standard.

8] Affiliation with Government :

No record exists to suggest that any director or indirect owners, controlling shareholders, director, officer or employee of the company is a government official or a family member or close business associate of a Government official.

9] Compensation Package :

Our market survey revealed that the amount of compensation sought by the subject is fair and reasonable and comparable to compensation paid to others for similar services.

10] Press Report :

No press reports / filings exists on the subject.

CORPORATE GOVERNANCE

MIRA INFORM as part of its Due Diligence do provide comments on Corporate Governance to identify management and governance. These factors often have been predictive and in some cases have created vulnerabilities to credit deterioration.

Our Governance Assessment focuses principally on the interactions between a company's management, its Board of Directors, Shareholders and other financial stakeholders.

CONTRAVENTION

Subject is not known to have contravened any existing local laws, regulations or policies that prohibit, restrict or otherwise affect the terms and conditions that could be included in the agreement with the subject.

FOREIGN EXCHANGE RATES

Currency	Unit	INR
US Dollar	1	INR 69.97
UK Pound	1	INR 88.65
Euro	1	INR 80.18

INFORMATION DETAILS

Information Gathered by :	ROS
Analysis Done by :	VVK
Report Prepared by :	TJS

SCORE FACTORS

DEMERIT POINTS		
--BANK CHARGES	YES/NO	YES
--LITIGATION	YES/NO	NO
--OTHER ADVERSE INFORMATION	YES/NO	NO
MERIT POINTS		
--SOLE DISTRIBUTORSHIP	YES/NO	NO
--EXPORT ACTIVITIES	YES/NO	NO
--AFFILIATION	YES/NO	YES
--LISTED	YES/NO	NO
--OTHER MERIT FACTORS	YES/NO	YES

RATING EXPLANATIONS

Credit Rating	Explanation	Rating Comments
A++	Minimum Risk	Business dealings permissible with minimum risk of default
A+	Low Risk	Business dealings permissible with low risk of default
A	Acceptable Risk	Business dealings permissible with moderate risk of default
B	Medium Risk	Business dealings permissible on a regular monitoring basis
C	Medium High Risk	Business dealings permissible preferably on secured basis
D	High Risk	Business dealing not recommended or on secured terms only
NB	New Business	No recommendation can be done due to business in infancy stage
NT	No Trace	No recommendation can be done as the business is not traceable

NB is stated where there is insufficient information to facilitate rating. However, it is not to be considered as unfavourable.

This score serves as a reference to assess SC's credit risk and to set the amount of credit to be extended. It is calculated from a composite of weighted scores obtained from each of the major sections of this report. The assessed factors are as follows:

- Financial condition covering various ratios
- Company background and operations size
- Promoters / Management background
- Payment record
- Litigation against the subject
- Industry scenario / competitor analysis
- Supplier / Customer / Banker review (wherever available)

DISCLAIMER : This Report is **PRIVATE & CONFIDENTIAL** and it is prepared at the request of and for its use by the Subscriber only. The Subscriber shall use the contents of the Report merely as an aid to its business. Mira Inform Private Limited ("MIPL") has collated information/data in the Report, which have not been verified unless otherwise specifically mentioned in the Report. The Subscriber shall independently verify the accuracy and correctness of the information/data before in any way acting upon the same. MIPL shall not be liable for any harm, injury, loss or damage caused to the Subscriber due to default by the Subscriber's debtors/beneficiaries in fulfilling their obligations of any nature whatsoever. This Report or any of its portion shall not be used as a documentary evidence or otherwise before any investigative agencies or forum of law. This Report is confidential and proprietary to MIPL. The Subscriber and/or any other person(s) may not reproduce, publish or disclose any of the contents of the Report to others without the express authorization of MIPL. This Report is prepared and issued to the Subscriber without any risk, responsibility or liability on the part of MIPL or its officials.