

MIRA INFORM REPORT

Report No. :	481872
Report Date :	01.01.2018

IDENTIFICATION DETAILS

Name :	SANATAN AUTOPLAST PRIVATE LIMITED
Registered Office :	R-41, Ground Floor, Khirki Extension, Malviya Nagar, New Delhi – 110017
Tel. No.:	91-129-4025750/51
Country :	India
Financials (as on) :	31.03.2017
Date of Incorporation :	20.06.2007
Com. Reg. No.:	55-164951
Capital Investment / Paid-up Capital :	INR 5.150 Million
CIN No.: [Company Identification No.]	U25209DL2007PTC164951
IEC No.:	Not Available
GSTIN :	Not Available
TIN/CST No.:	06481304244
TAN No.: [Tax Deduction & Collection Account No.]	Not Available
PAN No.: [Permanent Account No.]	AALCS1036Q

DISCLAIMER : This Report is **PRIVATE & CONFIDENTIAL** and it is prepared at the request of and for its use by the Subscriber only. The Subscriber shall use the contents of the Report merely as an aid to its business. Mira Inform Private Limited ("MIPL") has collated information/data in the Report, which have not been verified unless otherwise specifically mentioned in the Report. The Subscriber shall independently verify the accuracy and correctness of the information/data before in any way acting upon the same. MIPL shall not be liable for any harm, injury, loss or damage caused to the Subscriber due to default by the Subscriber's debtors/beneficiaries in fulfilling their obligations of any nature whatsoever. This Report or any of its portion shall not be used as a documentary evidence or otherwise before any investigative agencies or forum of law. This Report is confidential and proprietary to MIPL. The Subscriber and/or any other person(s) may not reproduce, publish or disclose any of the contents of the Report to others without the express authorization of MIPL. This Report is prepared and issued to the Subscriber without any risk, responsibility or liability on the part of MIPL or its officials.

Legal Form :	Private Limited Liability Company
Line of Business :	Manufacturing of Electrical equipment, General Purpose and Special Purpose Machinery and Transport Equipment. [Registered Activity]
No. of Employees :	Not Available

RATING & COMMENTS

(Mira Inform has adopted New Rating mechanism w.e.f. 23rd January 2017)

MIRA's Rating :	A
------------------------	---

Credit Rating	Explanation	Rating Comments
A	Acceptable Risk	Business dealings permissible with moderate risk of default

Maximum Credit Limit :	USD 146700
Status :	Satisfactory
Payment Behaviour :	Slow but correct
Litigation :	Clear
Comments :	<p>Subject was incorporated in the year 2007. It is engaged in manufacturing of electrical equipment, general purpose and special machinery and transport equipment.</p> <p>For the financial year 2017, the company has achieved 22.59% growth in its revenue as compared to the previous year but has reported a low profit margin of 0.71%.</p> <p>The satisfactory financial risk profile of the company is marked by adequate net worth base along with negligible debt balance sheet profile.</p> <p>Payments are reported to be slow but correct.</p> <p>In view of aforesaid, the company can be considered for business dealings at usual trade terms and conditions.</p>

NOTES :

Any query related to this report can be made on e-mail : infodept@mirainform.com while quoting report number, name and date.

ECGC Country Risk Classification List

Country Name	Previous Rating	Current Rating
--------------	-----------------	----------------

DISCLAIMER : This Report is **PRIVATE & CONFIDENTIAL** and it is prepared at the request of and for its use by the Subscriber only. The Subscriber shall use the contents of the Report merely as an aid to its business. Mira Inform Private Limited ("MIPL") has collated information/data in the Report, which have not been verified unless otherwise specifically mentioned in the Report. The Subscriber shall independently verify the accuracy and correctness of the information/data before in any way acting upon the same. MIPL shall not be liable for any harm, injury, loss or damage caused to the Subscriber due to default by the Subscriber's debtors/beneficiaries in fulfilling their obligations of any nature whatsoever. This Report or any of its portion shall not be used as a documentary evidence or otherwise before any investigative agencies or forum of law. This Report is confidential and proprietary to MIPL. The Subscriber and/or any other person(s) may not reproduce, publish or disclose any of the contents of the Report to others without the express authorization of MIPL. This Report is prepared and issued to the Subscriber without any risk, responsibility or liability on the part of MIPL or its officials.

	(30.06.2017)	(30.09.2017)
India	A1	A1

Risk Category	ECGC Classification
Insignificant	A1
Low Risk	A2
Moderately Low Risk	B1
Moderate Risk	B2
Moderately High Risk	C1
High Risk	C2
Very High Risk	D

EXTERNAL AGENCY RATING

NOT AVAILABLE

RBI DEFAULTERS' LIST STATUS

Subject's name is not enlisted as a defaulter in the publicly available RBI Defaulters' list.

EPF (Employee Provident Fund) DEFAULTERS' LIST STATUS

Subject's name is not enlisted as a defaulter in the publicly available EPF (Employee Provident Fund) Defaulters' list as of 31-03-2016.

BIFR (Board for Industrial & Financial Reconstruction) LISTING STATUS

Subject's name is not listed as a Sick Unit in the publicly available BIFR (Board for Industrial & Financial Reconstruction) list as of 01.01.2018

IBBI (Insolvency and Bankruptcy Board of India) LISTING STATUS

Subject's name is not listed in the publicly available IBBI (Insolvency and Bankruptcy Board of India) list as of report date.

LOCATIONS

Registered Office :	R-41, Ground Floor, Khirki Extension, Malviya Nagar, New Delhi – 110017, India
Tel. No.:	Not Available
Fax No.:	Not Available
E-Mail :	info@sanatanautoplast.com sanatan@sanatanautoplast.com anil@sanatanautoplast.com
Website :	http://www.sanatanautoplast.com

DISCLAIMER : This Report is **PRIVATE & CONFIDENTIAL** and it is prepared at the request of and for its use by the Subscriber only. The Subscriber shall use the contents of the Report merely as an aid to its business. Mira Inform Private Limited ("MIPL") has collated information/data in the Report, which have not been verified unless otherwise specifically mentioned in the Report. The Subscriber shall independently verify the accuracy and correctness of the information/data before in any way acting upon the same. MIPL shall not be liable for any harm, injury, loss or damage caused to the Subscriber due to default by the Subscriber's debtors/beneficiaries in fulfilling their obligations of any nature whatsoever. This Report or any of its portion shall not be used as a documentary evidence or otherwise before any investigative agencies or forum of law. This Report is confidential and proprietary to MIPL. The Subscriber and/or any other person(s) may not reproduce, publish or disclose any of the contents of the Report to others without the express authorization of MIPL. This Report is prepared and issued to the Subscriber without any risk, responsibility or liability on the part of MIPL or its officials.

SANATAN AUTOPLAST PRIVATE LIMITED - 481872 01-JAN-2018.HTM PAGE NO. : 4

Factory :	Plot No.61/8, Industrial Area, N I T Faridabad – 121001, Haryana, India
Tel. No.:	91-129-4025750/ 4024751
Fax No.:	91-129-2232516/ 4025831

DIRECTORS

AS ON 31.03.2017

Name :	Mr. Anil Kukreja		
Designation :	Director		
Address :	2M/2, 4, BP NIT, Faridabad – 121006, Haryana, India		
Date of Birth/Age :	12.08.1981		
Date of Appointment :	20.06.2007		
DIN No :	02165050		
Other Directship:			
CIN/FCRN	Company Name	Begin Date	End Date
U45201DL2006PTC145252	PARASABHA CONSTRUCTION PRIVATE LIMITED	05/05/2010	-
Name :	Mr. Laxman Dass Kukreja		
Designation :	Director		
Address :	2M/2, 4, BP NIT, Faridabad – 121006, Haryana, India		
Date of Birth/Age :	13.05.1952		
Date of Appointment :	20.06.2007		
DIN No :	02171088		

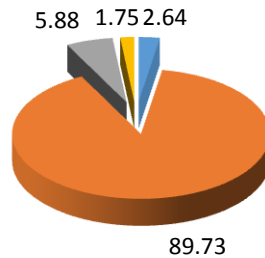
MAJOR SHAREHOLDERS

AS ON 31.03.2017

Names of Shareholders	No. of Shares	% of Holding
Anil Kukreja	13576	2.64
Laxman Das Kukreja	462121	89.73
Dropadi Devi Kukreja	30303	5.88
Smitha Kukreja	9000	1.75
Total	515000	100.00

Share holding patten

■ Anil Kukreja ■ Laxman Das Kukreja ■ Dropadi Devi Kukreja ■ Smitha Kukreja



AS ON 29.09.2017

Equity Share Break up Category	Percentage
Promoters – [Individual/Hindu Undivided Family – Indian]	100.00
Total	100.00

BUSINESS DETAILS

Line of Business :	Manufacturing of Electrical equipment, General Purpose and Special Purpose Machinery and Transport Equipment. [Registered Activity]	
Products / Services :	ITC Code	Product/ Services Description
	85122090	Other
Brand Names :	Not Available	
Agencies Held :	Not Available	
Exports :	Not Available	
Imports :	Not Available	
Terms :	Not Available	

PRODUCTION STATUS – (NOT AVAILABLE)

GENERAL INFORMATION

Suppliers :	Reference :	Not Available
	Name of the Person :	--
	Contact No.:	--

DISCLAIMER : This Report is **PRIVATE & CONFIDENTIAL** and it is prepared at the request of and for its use by the Subscriber only. The Subscriber shall use the contents of the Report merely as an aid to its business. Mira Inform Private Limited ("MIPL") has collated information/data in the Report, which have not been verified unless otherwise specifically mentioned in the Report. The Subscriber shall independently verify the accuracy and correctness of the information/data before in any way acting upon the same. MIPL shall not be liable for any harm, injury, loss or damage caused to the Subscriber due to default by the Subscriber's debtors/beneficiaries in fulfilling their obligations of any nature whatsoever. This Report or any of its portion shall not be used as a documentary evidence or otherwise before any investigative agencies or forum of law. This Report is confidential and proprietary to MIPL. The Subscriber and/or any other person(s) may not reproduce, publish or disclose any of the contents of the Report to others without the express authorization of MIPL. This Report is prepared and issued to the Subscriber without any risk, responsibility or liability on the part of MIPL or its officials.

	Since How Long Known :	--	
	Maximum Limit Dealt :	--	
	Experience :	--	
	Remark :	--	
Customers :			
	Reference :	Not Available	
	Name of the Person :	--	
	Contact No.:	--	
	Since How Long Known :	--	
	Maximum Limit Dealt :	--	
	Experience :	--	
	Remark :	--	
No. of Employees :	Not Available		
Bankers :			
	Bank Name	State Bank of India	
	Branch	Not Divulged	
	Person Name (With Designation)	--	
	Contact Number	--	
	Name of Account Holder	--	
	Account Number	--	
	Account Since (Date/Year of Account Opening)	--	
	Average Balance Maintained (If Possible)	--	
	Credit Facilities Enjoyed (If any)	--	
	Account Operation	--	
	Remarks (If any)	--	
Facilities :	SECURED LOANS	31.03.2017 INR In Million	31.03.2016 INR In Million
	LONG TERM BORROWINGS		
	Car Loan Furniture	0.706	1.244
	SHORT TERM BORROWINGS		
	Bank Term Loan 00077	15.897	0.000
	Bank Term Loan 00085	11.049	0.000
	Total	27.742	1.244
Auditors :			
Name :	Rajan Chhabra and Company Chartered Accountants		
Address :	F-29, EIDECO Station – 1 Mall, Sector 12, Faridabad – 121007, Haryana, India		
Tel. No.:	91-129-4018089		
E-Mail :	rajan@rajanchhabra.com		
PAN No.:	ADEPC6909K		

DISCLAIMER : This Report is **PRIVATE & CONFIDENTIAL** and it is prepared at the request of and for its use by the Subscriber only. The Subscriber shall use the contents of the Report merely as an aid to its business. Mira Inform Private Limited ("MIPL") has collated information/data in the Report, which have not been verified unless otherwise specifically mentioned in the Report. The Subscriber shall independently verify the accuracy and correctness of the information/data before in any way acting upon the same. MIPL shall not be liable for any harm, injury, loss or damage caused to the Subscriber due to default by the Subscriber's debtors/beneficiaries in fulfilling their obligations of any nature whatsoever. This Report or any of its portion shall not be used as a documentary evidence or otherwise before any investigative agencies or forum of law. This Report is confidential and proprietary to MIPL. The Subscriber and/or any other person(s) may not reproduce, publish or disclose any of the contents of the Report to others without the express authorization of MIPL. This Report is prepared and issued to the Subscriber without any risk, responsibility or liability on the part of MIPL or its officials.

Memberships :	Not Available
Collaborators :	Not Available
Subsidiary :	Parasabha Construction Private Limited (CIN No. U45201DL2006PTC145252)

CAPITAL STRUCTURE

AS ON 29.09.2017

Authorised Capital :

No. of Shares	Type	Value	Amount
800000	Equity Shares	INR 10/- each	INR 8.000 Million

Issued, Subscribed & Paid-up Capital :

No. of Shares	Type	Value	Amount
515000	Equity Shares	INR 10/- each	INR 5.150 Million

FINANCIAL DATA
[all figures are INR Million]

ABRIDGED BALANCE SHEET

SOURCES OF FUNDS	31.03.2017	31.03.2016	31.03.2015
I. EQUITY AND LIABILITIES			
(1) Shareholders' Funds			
(a) Share Capital	5.150	5.150	5.150
(b) Reserves & Surplus	46.205	44.165	38.028
(c) Money received against share warrants	0.000	0.000	0.000
(2) Share Application money pending allotment	0.000	0.000	0.000
Total Shareholders' Funds (1) + (2)	51.355	49.315	43.178
(3) Non-Current Liabilities			
(a) long-term borrowings	20.975	20.379	18.394
(b) Deferred tax liabilities (Net)	4.686	4.056	3.453
(c) Other long term liabilities	0.000	0.000	0.000
(d) long-term provisions	0.000	0.000	0.000
Total Non-current Liabilities (3)	25.661	24.435	21.847
(4) Current Liabilities			
(a) Short term borrowings	26.946	0.000	0.000
(b) Trade payables	60.772	27.860	24.250
(c) Other current liabilities	14.965	7.487	9.142
(d) Short-term provisions	1.912	3.592	3.828
Total Current Liabilities (4)	104.595	38.939	37.220
TOTAL	181.611	112.689	102.245
II. ASSETS			
(1) Non-current assets			
(a) Fixed Assets			
(i) Tangible assets	97.346	47.741	41.881
(ii) Intangible Assets	0.000	0.000	0.000
(iii) Capital work-in-progress	0.000	0.000	0.000
(iv) Intangible assets under development	0.000	0.000	0.000
(b) Non-current Investments	0.567	0.567	0.568
(c) Deferred tax assets (net)	0.000	0.000	0.000
(d) Long-term Loan and Advances	0.000	0.000	0.000
(e) Other Non-current assets	0.000	0.000	0.000

DISCLAIMER : This Report is **PRIVATE & CONFIDENTIAL** and it is prepared at the request of and for its use by the Subscriber only. The Subscriber shall use the contents of the Report merely as an aid to its business. Mira Inform Private Limited ("MIPL") has collated information/data in the Report, which have not been verified unless otherwise specifically mentioned in the Report. The Subscriber shall independently verify the accuracy and correctness of the information/data before in any way acting upon the same. MIPL shall not be liable for any harm, injury, loss or damage caused to the Subscriber due to default by the Subscriber's debtors/beneficiaries in fulfilling their obligations of any nature whatsoever. This Report or any of its portion shall not be used as a documentary evidence or otherwise before any investigative agencies or forum of law. This Report is confidential and proprietary to MIPL. The Subscriber and/or any other person(s) may not reproduce, publish or disclose any of the contents of the Report to others without the express authorization of MIPL. This Report is prepared and issued to the Subscriber without any risk, responsibility or liability on the part of MIPL or its officials.

SANATAN AUTOPLAST PRIVATE LIMITED - 481872 01-JAN-2018.HTM PAGE NO. : 9

Total Non-Current Assets	97.913	48.308	42.449
(2) Current assets			
(a) Current investments	0.000	0.000	0.000
(b) Inventories	12.833	9.334	7.735
(c) Trade receivables	58.551	35.577	37.086
(d) Cash and cash equivalents	0.762	10.505	4.013
(e) Short-term loans and advances	6.327	4.021	5.235
(f) Other current assets	5.225	4.944	5.727
Total Current Assets	83.698	64.381	59.796
TOTAL	181.611	112.689	102.245

PROFIT & LOSS ACCOUNT

	PARTICULARS	31.03.2017	31.03.2016	31.03.2015
	SALES			
	Income	290.266	236.775	270.579
	Other Income	0.950	1.208	1.449
	TOTAL	291.216	237.983	272.028
Less	EXPENSES			
	Cost of Materials Consumed	186.703	146.519	174.039
	Purchases of Stock-in-Trade	0.000	0.000	0.000
	Changes in inventories of finished goods, work-in-progress and Stock-in-Trade	(1.109)	(2.233)	0.772
	Employees benefits expense	9.093	10.169	7.612
	Manufacturing Expenses	55.790	45.429	41.463
	Other expenses	25.384	21.353	28.363
	TOTAL	275.861	221.237	252.249
	PROFIT/ (LOSS) BEFORE INTEREST, TAX, DEPRECIATION AND AMORTISATION	15.355	16.746	19.779
Less	FINANCIAL EXPENSES	5.272	3.068	2.640
	PROFIT / (LOSS) BEFORE TAX, DEPRECIATION AND AMORTISATION	10.083	13.678	17.139
Less/ Add	DEPRECIATION/ AMORTISATION	6.776	4.796	4.263
	PROFIT/ (LOSS) BEFORE TAX	3.307	8.882	12.876

DISCLAIMER : This Report is **PRIVATE & CONFIDENTIAL** and it is prepared at the request of and for its use by the Subscriber only. The Subscriber shall use the contents of the Report merely as an aid to its business. Mira Inform Private Limited ("MIPL") has collated information/data in the Report, which have not been verified unless otherwise specifically mentioned in the Report. The Subscriber shall independently verify the accuracy and correctness of the information/data before in any way acting upon the same. MIPL shall not be liable for any harm, injury, loss or damage caused to the Subscriber due to default by the Subscriber's debtors/beneficiaries in fulfilling their obligations of any nature whatsoever. This Report or any of its portion shall not be used as a documentary evidence or otherwise before any investigative agencies or forum of law. This Report is confidential and proprietary to MIPL. The Subscriber and/or any other person(s) may not reproduce, publish or disclose any of the contents of the Report to others without the express authorization of MIPL. This Report is prepared and issued to the Subscriber without any risk, responsibility or liability on the part of MIPL or its officials.

Less	TAX	1.260	2.744	3.989
	PROFIT/ (LOSS) AFTER TAX	2.047	6.138	8.887
	Earnings / (Loss) Per Share (INR)	3.97	11.92	17.26

CURRENT MATURITIES OF LONG TERM DEBT DETAILS

Particulars	31.03.2017	31.03.2016	31.03.2015
Current Maturities of Long term debt	0.302	0.414	0.000
Cash generated from operations	NA	NA	NA
cash flow from operating activities	50.005	17.803	16.400

KEY RATIOS

EFFICIENCY RATIOS

PARTICULARS	31.03.2017	31.03.2016	31.03.2015
Average Collection Days [Sundry Debtors / Income * 365]	73.63	54.84	50.03
Account Receivables Turnover [Income / Sundry Debtors]	4.96	6.66	7.30
Average Payment Days (Sundry Creditors / Purchases * 365 Days)	118.81	69.40	50.86
Inventory Turnover (Operating Income / Inventories)	1.20	1.79	2.56
Asset Turnover (Operating Income / Net Fixed Assets)	0.16	0.35	0.47

LEVERAGE RATIOS

PARTICULARS	31.03.2017	31.03.2016	31.03.2015
Debt Ratio ((Borrowing + Current Liabilities) / Total Assets)	0.69	0.53	0.54
Debt Equity Ratio	0.94	0.42	0.43

DISCLAIMER : This Report is **PRIVATE & CONFIDENTIAL** and it is prepared at the request of and for its use by the Subscriber only. The Subscriber shall use the contents of the Report merely as an aid to its business. Mira Inform Private Limited ("MIPL") has collated information/data in the Report, which have not been verified unless otherwise specifically mentioned in the Report. The Subscriber shall independently verify the accuracy and correctness of the information/data before in any way acting upon the same. MIPL shall not be liable for any harm, injury, loss or damage caused to the Subscriber due to default by the Subscriber's debtors/beneficiaries in fulfilling their obligations of any nature whatsoever. This Report or any of its portion shall not be used as a documentary evidence or otherwise before any investigative agencies or forum of law. This Report is confidential and proprietary to MIPL. The Subscriber and/or any other person(s) may not reproduce, publish or disclose any of the contents of the Report to others without the express authorization of MIPL. This Report is prepared and issued to the Subscriber without any risk, responsibility or liability on the part of MIPL or its officials.

SANATAN AUTOPLAST PRIVATE LIMITED - 481872 01-JAN-2018.HTM PAGE NO. : 11

(Total Liability / Networth)			
Current Liabilities to Networth (Current Liabilities / Net Worth)	2.04	0.79	0.86
Fixed Assets to Networth (Net Fixed Assets / Networth)	1.90	0.97	0.97
Interest Coverage Ratio (PBIT / Financial Charges)	2.91	5.46	7.49

PROFITABILITY RATIOS

PARTICULARS		31.03.2017	31.03.2016	31.03.2015
PAT to Sales ((PAT / Sales) * 100)	%	0.71	2.59	3.28
Return on Total Assets ((PAT / Total Assets) * 100)	%	1.13	5.45	8.69
Return on Investment (ROI) ((PAT / Networth) * 100)	%	3.99	12.45	20.58

SOLVENCY RATIOS

PARTICULARS		31.03.2017	31.03.2016	31.03.2015
Current Ratio (Current Assets / Current Liabilities)		0.80	1.65	1.61
Quick Ratio ((Current Assets – Inventories) / Current Liabilities)		0.68	1.41	1.40
G-Score Ratio Financial (Networth / Total Assets)		0.28	0.44	0.42
G-Score Ratio Debt (Debts / Equity Capital)		9.36	4.04	3.57
G-Score Ratio Liquidity (Total Current Assets / Total Current Liabilities)		0.80	1.65	1.61

Total Liability = Short-term Debt + Long-term Debt + Current Maturities of Long-term debts

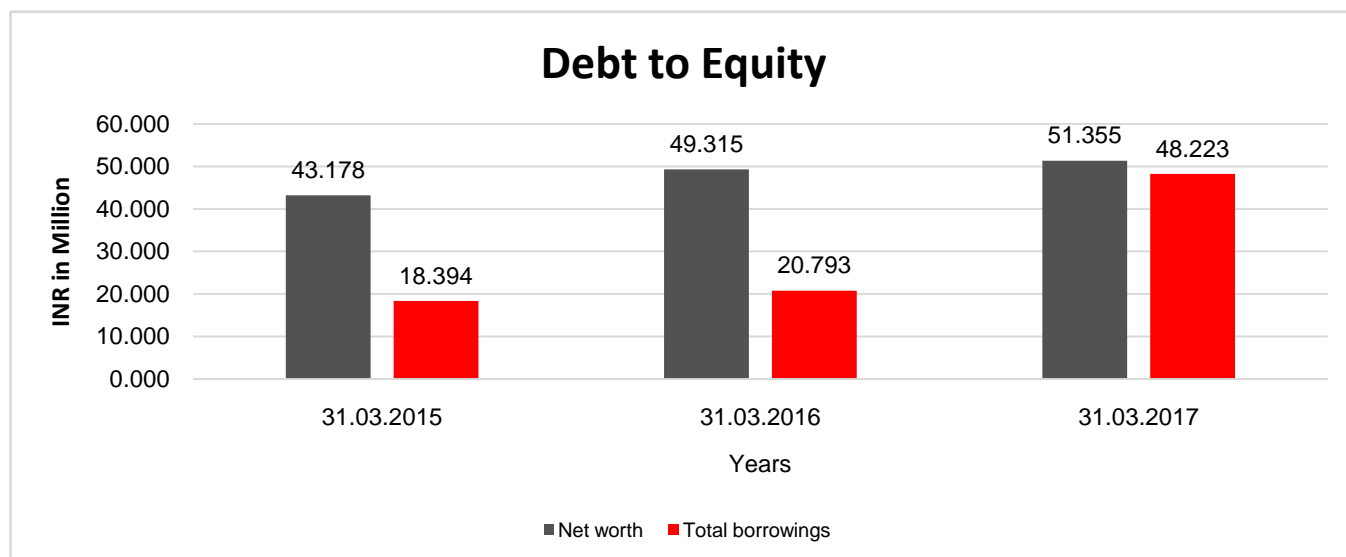
FINANCIAL ANALYSIS

DISCLAIMER : This Report is **PRIVATE & CONFIDENTIAL** and it is prepared at the request of and for its use by the Subscriber only. The Subscriber shall use the contents of the Report merely as an aid to its business. Mira Inform Private Limited ("MIPL") has collated information/data in the Report, which have not been verified unless otherwise specifically mentioned in the Report. The Subscriber shall independently verify the accuracy and correctness of the information/data before in any way acting upon the same. MIPL shall not be liable for any harm, injury, loss or damage caused to the Subscriber due to default by the Subscriber's debtors/beneficiaries in fulfilling their obligations of any nature whatsoever. This Report or any of its portion shall not be used as a documentary evidence or otherwise before any investigative agencies or forum of law. This Report is confidential and proprietary to MIPL. The Subscriber and/or any other person(s) may not reproduce, publish or disclose any of the contents of the Report to others without the express authorization of MIPL. This Report is prepared and issued to the Subscriber without any risk, responsibility or liability on the part of MIPL or its officials.

[all figures are INR Million]

DEBT EQUITY RATIO

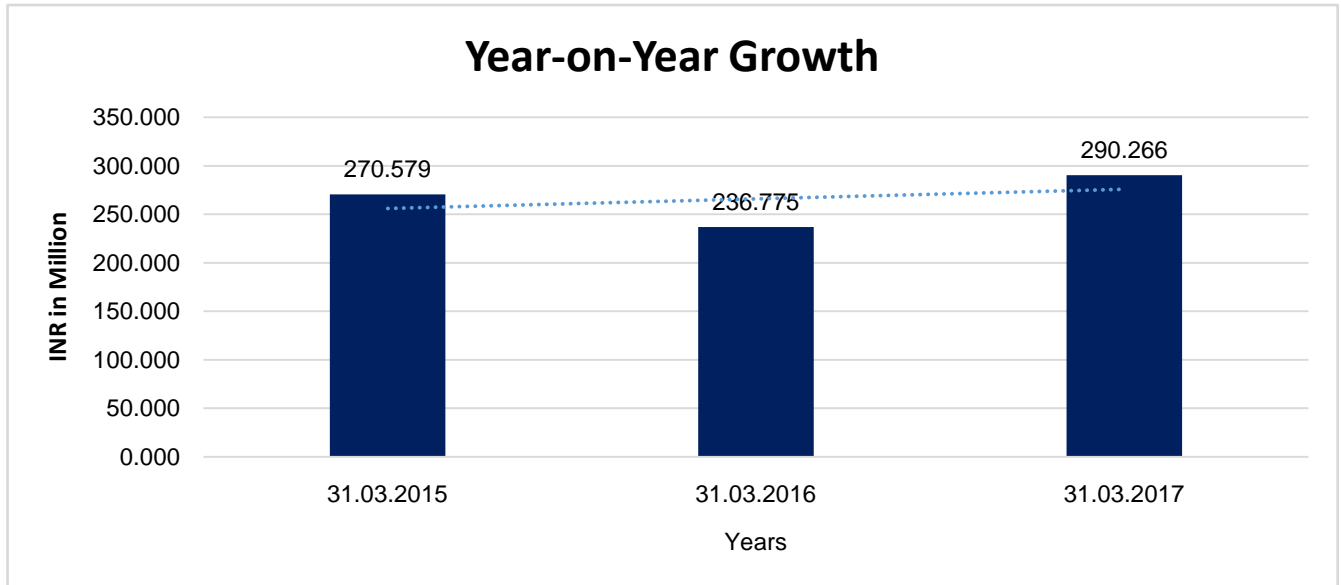
Particular	31.03.2015	31.03.2016	31.03.2017
	INR In Million	INR In Million	INR In Million
Share Capital	5.150	5.150	5.150
Reserves & Surplus	38.028	44.165	46.205
Share Application money pending allotment	0.000	0.000	0.000
Net worth	43.178	49.315	51.355
Long Term borrowings	18.394	20.379	20.975
Short Term borrowings	0.000	0.000	26.946
Current Maturities of Long term debt	0.000	0.414	0.302
Total borrowings	18.394	20.793	48.223
Debt/Equity ratio	0.426	0.422	0.939



YEAR-ON-YEAR GROWTH

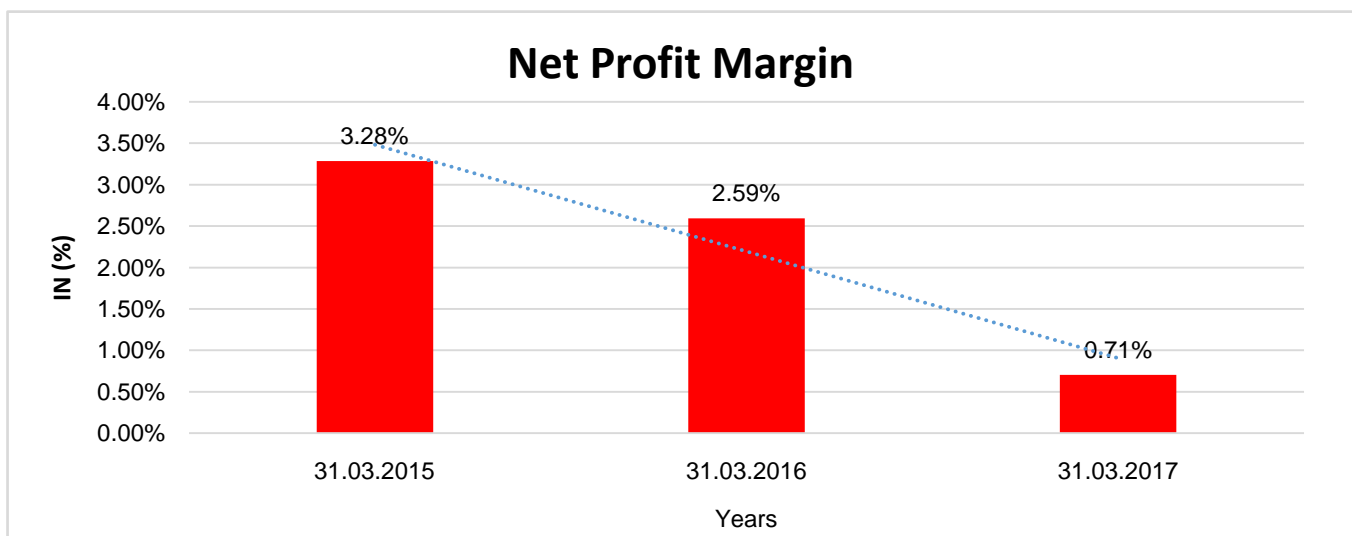
Year on Year Growth	31.03.2015	31.03.2016	31.03.2017
	INR In Million	INR In Million	INR In Million
Sales	270.579	236.775	290.266
		(12.493)	22.591

DISCLAIMER : This Report is **PRIVATE & CONFIDENTIAL** and it is prepared at the request of and for its use by the Subscriber only. The Subscriber shall use the contents of the Report merely as an aid to its business. Mira Inform Private Limited ("MIPL") has collated information/data in the Report, which have not been verified unless otherwise specifically mentioned in the Report. The Subscriber shall independently verify the accuracy and correctness of the information/data before in any way acting upon the same. MIPL shall not be liable for any harm, injury, loss or damage caused to the Subscriber due to default by the Subscriber's debtors/beneficiaries in fulfilling their obligations of any nature whatsoever. This Report or any of its portion shall not be used as a documentary evidence or otherwise before any investigative agencies or forum of law. This Report is confidential and proprietary to MIPL. The Subscriber and/or any other person(s) may not reproduce, publish or disclose any of the contents of the Report to others without the express authorization of MIPL. This Report is prepared and issued to the Subscriber without any risk, responsibility or liability on the part of MIPL or its officials.



NET PROFIT MARGIN

Net Profit Margin	31.03.2015	31.03.2016	31.03.2017
	INR In Million	INR In Million	INR In Million
Sales	270.579	236.775	290.266
Profit	8.887	6.138	2.047
	3.28%	2.59%	0.71%



LOCAL AGENCY FURTHER INFORMATION

Sr. No.	Check list by info agents	Available in Report (Yes/No)
1	Year of establishment	Yes
2	Constitution of the entity -Incorporation details	Yes
3	Locality of the entity	Yes
4	Premises details	No
5	Buyer visit details	--
6	Contact numbers	Yes
7	Name of the person contacted	No
8	Designation of contact person	No
9	Promoter's background	No
10	Date of Birth of Proprietor / Partners / Directors	Yes
11	Pan Card No. of Proprietor / Partners	No
12	Voter Id Card No. of Proprietor / Partners	No
13	Type of business	Yes
14	Line of Business	Yes
15	Export/import details (if applicable)	No
16	No. of employees	No
17	Details of sister concerns	Yes
18	Major suppliers	No
19	Major customers	No
20	Banking Details	Yes
21	Banking facility details	Yes
22	Conduct of the banking account	--
23	Financials, if provided	Yes
24	Capital in the business	Yes
25	Last accounts filed at ROC, if applicable	Yes
26	Turnover of firm for last three years	Yes
27	Reasons for variation <> 20%	--
28	Estimation for coming financial year	No
29	Profitability for last three years	Yes
30	Major shareholders, if available	Yes
31	External Agency Rating, if available	No
32	Litigations that the firm/promoter involved in	--
33	Market information	--
34	Payments terms	No
35	Negative Reporting by Auditors in the Annual Report	No

Financial Summary/ Highlights

DISCLAIMER : This Report is **PRIVATE & CONFIDENTIAL** and it is prepared at the request of and for its use by the Subscriber only. The Subscriber shall use the contents of the Report merely as an aid to its business. Mira Inform Private Limited ("MIPL") has collated information/data in the Report, which have not been verified unless otherwise specifically mentioned in the Report. The Subscriber shall independently verify the accuracy and correctness of the information/data before in any way acting upon the same. MIPL shall not be liable for any harm, injury, loss or damage caused to the Subscriber due to default by the Subscriber's debtors/beneficiaries in fulfilling their obligations of any nature whatsoever. This Report or any of its portion shall not be used as a documentary evidence or otherwise before any investigative agencies or forum of law. This Report is confidential and proprietary to MIPL. The Subscriber and/or any other person(s) may not reproduce, publish or disclose any of the contents of the Report to others without the express authorization of MIPL. This Report is prepared and issued to the Subscriber without any risk, responsibility or liability on the part of MIPL or its officials.

Revenue

Company's total revenue for business operation and other income on a standalone basis has increased to INR 291.217 million as compared to INR 237.984 million in the previous financial year.

Future Prospects

The director of their company are expecting to generate further revenue form business operations in near future.

UNSECURED LOANS:

Unsecured Loan	31.03.2017 INR In Million	31.03.2016 INR In Million
LONG-TERM BORROWINGS		
Jai Prakash Trading (Private) Limited	18.438	16.915
Laxman Kukreja	1.831	2.220
Total	20.269	19.135

INDEX OF CHARGE:

SN o	SRN	Charge Id	Charg e Holder Name	Date of Creation	Date of Modificatio n	Date of Satisfactio n	Amount	Address
1	G3337920 7	10003959 5	Bank of India	08/06/201 6	27/12/2016	-	42000000. 0	1G/52 B.P NIT, Faridabad , Harayana – 121001, India
2	B67363002	10137390	Bank of India	24/12/200 8	26/12/2012	-	29005000. 0	SME Branch, 14/4, mathura Road, Faridabad – 121003, India
3	B87731121	10405318	Bank of India	27/12/201 2	-	22/10/2013	2100000.0	SME Branch, 14/4, mathura Road, Faridabad – 121003, India

FIXED ASSETS:

Tangible Assets

- Air Conditioner
- Cooler
- Cooling Tower
- Computers
- Car
- Crane
- Car Omni
- Cycle
- Electrical Fittings
- Fire Equipments
- Furniture and Fixtures
- Fax Machine
- Fan
- Generator
- Lift
- Moulds and Dies
- Office Equipments
- Plant and Machinery
- Scooter
- Transformers
- Water Cooler
- Weighting Machine

CMT REPORT (Corruption, Money Laundering & Terrorism]

The Public Notice information has been collected from various sources including but not limited to: ***The Courts, India Prisons Service, Interpol, etc.***

1] INFORMATION ON DESIGNATED PARTY

No exist designating subject or any of its beneficial owners, controlling shareholders or senior officers as terrorist or terrorist organization or whom notice had been received that all financial transactions involving their assets have been blocked or convicted, found guilty or against whom a judgement or order had been entered in a proceedings for violating money-laundering, anti-corruption or bribery or international economic or anti-terrorism sanction laws or whose assets were seized, blocked, frozen or ordered forfeited for violation of money laundering or international anti-terrorism laws.

2] Court Declaration :

No records exist to suggest that subject is or was the subject of any formal or informal allegations, prosecutions or other official proceeding for making any prohibited payments or other improper payments to government officials for engaging in prohibited transactions or with designated parties.

3] Asset Declaration :

DISCLAIMER : This Report is **PRIVATE & CONFIDENTIAL** and it is prepared at the request of and for its use by the Subscriber only. The Subscriber shall use the contents of the Report merely as an aid to its business. Mira Inform Private Limited ("MIPL") has collated information/data in the Report, which have not been verified unless otherwise specifically mentioned in the Report. The Subscriber shall independently verify the accuracy and correctness of the information/data before in any way acting upon the same. MIPL shall not be liable for any harm, injury, loss or damage caused to the Subscriber due to default by the Subscriber's debtors/beneficiaries in fulfilling their obligations of any nature whatsoever. This Report or any of its portion shall not be used as a documentary evidence or otherwise before any investigative agencies or forum of law. This Report is confidential and proprietary to MIPL. The Subscriber and/or any other person(s) may not reproduce, publish or disclose any of the contents of the Report to others without the express authorization of MIPL. This Report is prepared and issued to the Subscriber without any risk, responsibility or liability on the part of MIPL or its officials.

No records exist to suggest that the property or assets of the subject are derived from criminal conduct or a prohibited transaction.

- 4] **Record on Financial Crime :**
Charges or conviction registered against subject: **None**
- 5] **Records on Violation of Anti-Corruption Laws :**
Charges or investigation registered against subject: **None**
- 6] **Records on Int'l Anti-Money Laundering Laws/Standards :**
Charges or investigation registered against subject: **None**
- 7] **Criminal Records**
No available information exist that suggest that subject or any of its principals have been formally charged or convicted by a competent governmental authority for any financial crime or under any formal investigation by a competent government authority for any violation of anti-corruption laws or international anti-money laundering laws or standard.
- 8] **Affiliation with Government :**
No record exists to suggest that any director or indirect owners, controlling shareholders, director, officer or employee of the company is a government official or a family member or close business associate of a Government official.
- 9] **Compensation Package :**
Our market survey revealed that the amount of compensation sought by the subject is fair and reasonable and comparable to compensation paid to others for similar services.
- 10] **Press Report :**
No press reports / filings exists on the subject.

CORPORATE GOVERNANCE

MIRA INFORM as part of its Due Diligence do provide comments on Corporate Governance to identify management and governance. These factors often have been predictive and in some cases have created vulnerabilities to credit deterioration.

Our Governance Assessment focuses principally on the interactions between a company's management, its Board of Directors, Shareholders and other financial stakeholders.

CONTRAVENTION

Subject is not known to have contravened any existing local laws, regulations or policies that prohibit, restrict or otherwise affect the terms and conditions that could be included in the agreement with the subject.

FOREIGN EXCHANGE RATES

Currency	Unit	INR
----------	------	-----

DISCLAIMER : This Report is **PRIVATE & CONFIDENTIAL** and it is prepared at the request of and for its use by the Subscriber only. The Subscriber shall use the contents of the Report merely as an aid to its business. Mira Inform Private Limited ("MIPL") has collated information/data in the Report, which have not been verified unless otherwise specifically mentioned in the Report. The Subscriber shall independently verify the accuracy and correctness of the information/data before in any way acting upon the same. MIPL shall not be liable for any harm, injury, loss or damage caused to the Subscriber due to default by the Subscriber's debtors/beneficiaries in fulfilling their obligations of any nature whatsoever. This Report or any of its portion shall not be used as a documentary evidence or otherwise before any investigative agencies or forum of law. This Report is confidential and proprietary to MIPL. The Subscriber and/or any other person(s) may not reproduce, publish or disclose any of the contents of the Report to others without the express authorization of MIPL. This Report is prepared and issued to the Subscriber without any risk, responsibility or liability on the part of MIPL or its officials.

US Dollar	1	INR 63.93
UK Pound	1	INR 86.07
Euro	1	INR 76.39

INFORMATION DETAILS

Analysis Done by :	PYK
Report Prepared by :	SUPB

DISCLAIMER : This Report is **PRIVATE & CONFIDENTIAL** and it is prepared at the request of and for its use by the Subscriber only. The Subscriber shall use the contents of the Report merely as an aid to its business. Mira Inform Private Limited ("MIPL") has collated information/data in the Report, which have not been verified unless otherwise specifically mentioned in the Report. The Subscriber shall independently verify the accuracy and correctness of the information/data before in any way acting upon the same. MIPL shall not be liable for any harm, injury, loss or damage caused to the Subscriber due to default by the Subscriber's debtors/beneficiaries in fulfilling their obligations of any nature whatsoever. This Report or any of its portion shall not be used as a documentary evidence or otherwise before any investigative agencies or forum of law. This Report is confidential and proprietary to MIPL. The Subscriber and/or any other person(s) may not reproduce, publish or disclose any of the contents of the Report to others without the express authorization of MIPL. This Report is prepared and issued to the Subscriber without any risk, responsibility or liability on the part of MIPL or its officials.

SCORE FACTORS

DEMERIT POINTS		
--BANK CHARGES	YES/NO	YES
--LITIGATION	YES/NO	NO
--OTHER ADVERSE INFORMATION	YES/NO	NO
MERIT POINTS		
--SOLE DISTRIBUTORSHIP	YES/NO	NO
--EXPORT ACTIVITIES	YES/NO	NO
--AFFILIATION	YES/NO	YES
--LISTED	YES/NO	NO
--OTHER MERIT FACTORS	YES/NO	YES

RATING EXPLANATIONS

Credit Rating	Explanation	Rating Comments
A++	Minimum Risk	Business dealings permissible with minimum risk of default
A+	Low Risk	Business dealings permissible with low risk of default
A	Acceptable Risk	Business dealings permissible with moderate risk of default
B	Medium Risk	Business dealings permissible on a regular monitoring basis
C	Medium High Risk	Business dealings permissible preferably on secured basis
D	High Risk	Business dealing not recommended or on secured terms only
NB	New Business	No recommendation can be done due to business in infancy stage
NT	No Trace	No recommendation can be done as the business is not traceable

NB is stated where there is insufficient information to facilitate rating. However, it is not to be considered as unfavourable.

This score serves as a reference to assess SC's credit risk and to set the amount of credit to be extended. It is calculated from a composite of weighted scores obtained from each of the major sections of this report. The assessed factors are as follows:

- Financial condition covering various ratios
- Company background and operations size
- Promoters / Management background
- Payment record
- Litigation against the subject
- Industry scenario / competitor analysis
- Supplier / Customer / Banker review (wherever available)

PRIVATE & CONFIDENTIAL : This information is provided to you at your request, you having employed MIPL for such purpose. You will use the information as aid only in determining the propriety of giving credit and generally as an aid to your business and for no other purpose. You will hold the information in strict confidence, and shall not reveal it or make it known to the subject persons, firms or corporations or to any other. MIPL does not warrant the correctness of the information as you hold it free of any liability whatsoever. You will be liable to and indemnify MIPL for any loss, damage or expense, occasioned by your breach or non observance of any one, or more of these conditions

This report is issued at your request without any risk and responsibility on the part of MIRA INFORM PRIVATE LIMITED (MIPL) or its officials.

DISCLAIMER : This Report is **PRIVATE & CONFIDENTIAL** and it is prepared at the request of and for its use by the Subscriber only. The Subscriber shall use the contents of the Report merely as an aid to its business. Mira Inform Private Limited ("MIPL") has collated information/data in the Report, which have not been verified unless otherwise specifically mentioned in the Report. The Subscriber shall independently verify the accuracy and correctness of the information/data before in any way acting upon the same. MIPL shall not be liable for any harm, injury, loss or damage caused to the Subscriber due to default by the Subscriber's debtors/beneficiaries in fulfilling their obligations of any nature whatsoever. This Report or any of its portion shall not be used as a documentary evidence or otherwise before any investigative agencies or forum of law. This Report is confidential and proprietary to MIPL. The Subscriber and/or any other person(s) may not reproduce, publish or disclose any of the contents of the Report to others without the express authorization of MIPL. This Report is prepared and issued to the Subscriber without any risk, responsibility or liability on the part of MIPL or its officials.