

MIRA INFORM REPORT

Report No. :	484224
Report Date :	02.01.2018

IDENTIFICATION DETAILS

Name :	SIEMENS LIMITED (w.e.f.31.03.1987)
Formerly Known As :	SIEMENS INDIA LIMITED (w.e.f.23.10.1967) SIEMENS ENGINEERING AND MANUFACTURING CO. OF INDIA LIMITED SIEMENS ENGINEERING AND MANUFACTURING COMPANY OF INDIA PRIVATE LIMITED
Registered Office :	Birla Aurora, Level 21, Plot No.1080, Dr. Annie Besant Road, Worli, Mumbai – 400030, Maharashtra
Tel. No.:	91-22-24987000
Country :	India
Financials (as on) :	30.09.2017
Date of Incorporation :	02.03.1957
Com. Reg. No.:	11-010839
Capital Investment / Paid-up Capital :	INR 712.240 Million
CIN No.: [Company Identification No.]	L28920MH1957PLC010839
IEC No.:	0388070005
TAN No.: [Tax Deduction & Collection	Not Available

DISCLAIMER : This Report is **PRIVATE & CONFIDENTIAL** and it is prepared at the request of and for its use by the Subscriber only. The Subscriber shall use the contents of the Report merely as an aid to its business. Mira Inform Private Limited ("MIPL") has collated information/data in the Report, which have not been verified unless otherwise specifically mentioned in the Report. The Subscriber shall independently verify the accuracy and correctness of the information/data before in any way acting upon the same. MIPL shall not be liable for any harm, injury, loss or damage caused to the Subscriber due to default by the Subscriber's debtors/beneficiaries in fulfilling their obligations of any nature whatsoever. This Report or any of its portion shall not be used as a documentary evidence or otherwise before any investigative agencies or forum of law. This Report is confidential and proprietary to MIPL. The Subscriber and/or any other person(s) may not reproduce, publish or disclose any of the contents of the Report to others without the express authorization of MIPL. This Report is prepared and issued to the Subscriber without any risk, responsibility or liability on the part of MIPL or its officials.

Account No.]	
PAN No.: [Permanent Account No.]	AAACS0764L
GSTIN/UIN :	Not Divulged
Legal Form :	A Public Limited Liability Company. The Company's Shares are Listed on the Stock Exchanges.
Line of Business :	<p>The business of the Company is divided into eight segments. These segments are the basis for management control and hence, form the basis for reporting. The business of each segment comprises of :</p> <ul style="list-style-type: none"> - Power and Gas: - Provides products and solutions for generation of electricity from fossil and renewable fuels for utilities, independent power producers and engineering, procurement and construction (EPC) companies and the reliable transport of oil and natural gas. - Energy Management: - Supplier of products, systems, solutions and services for transmission and distribution of electrical energy for power utilities and industrial companies. Portfolio ranges from systems for low-voltage grids and distribution grids to solutions for smart grids and energy automation systems to power supply systems for industrial plants and high-voltage transmission systems. - Building Technologies: - Provider of safe, secure, energy-efficient and eco-friendly buildings and infrastructures. As a technology partner, consultant, service provider, systems integrator and product vendor, offerings range from fire safety, security, building automation, heating, ventilation, air conditioning and energy management. - Mobility: - Supplier of solutions for passenger and freight transportation – including rail vehicles, rail automation systems, rail electrification systems, road traffic technology and IT solutions. - Digital Factory: - Contains portfolio of leading edge software solutions and automation technologies covering the complete life cycle from product design and production execution to services for manufacturing companies. - Process Industries and Drives: - Provides products, systems, solutions and services across entire life cycles for all industry sectors. - Healthcare:- Provides technology for the healthcare industry – medical imaging, laboratory diagnostics and solutions for the healthcare IT. - Metals Technologies: - Provides Metallurgical Plant Building Technology catering services, design and engineering, equipment supply and supervision of erection and commissioning of wire rods and bar mills.

	<p>- Others:- Services provided to other group companies and lease rentals have been classified as "Others".</p> <ul style="list-style-type: none"> • Manufacture of electric motors, generators, transformers and electricity distribution and control apparatus • Manufacturing of electric signaling, safety or traffic-control equipment • Manufacture of general purpose machinery • Manufacture of irradiation, electro medical and electrotherapeutic equipment. (Registered Activity)
No. of Employees :	9580 (Approximately) (As on 30.09.2016)

RATING & COMMENTS

(Mira Inform has adopted New Rating mechanism w.e.f. 23rd January 2017)

MIRA's Rating : A++

Credit Rating	Explanation	Rating Comments
A++	Minimum Risk	Business dealings permissible with minimum risk of default

Status :	Excellent
Payment Behaviour :	Regular
Litigation :	Exist
Comments :	<p>Subject is a subsidiary of 'Siemens AG'. The company businesses have been classified into eight segments: power and gas, power generation services, energy management, building technologies, mobility, process industries and digital factory.</p> <p>The company aims to be an integrated technology provider for India's sustainable growth. Its solutions address challenges ranging from efficient and modernized manufacturing, intelligent infrastructure, energy efficiency and integrated automation to mobility and transportation, rapid urbanization, reliable power and sustainability.</p> <p>Siemens (parent entity) ranked 66 in the Global 500 companies list.</p> <p>For the financial year 2017, the company has increased in its operational performance as compared to previous year and maintained decent profit margin of 10.24%.</p>

	<p>The ratings draw comfort from the strong financial profile of the company marked by a robust capital structure and debt free balance sheet.</p> <p>Share price are quote high on stock exchange (Share price of INR 1254 with face value of INR 2).</p> <p>Rating also derives strength from strong market position and diversified business portfolio, technical and managerial support from parent to make high-quality products and improve service capabilities, thereby maintaining its market position.</p> <p>However, rating strengths is partially offset by company's exposure to risks related to execution of large projects and to intense competition in the capital goods industry.</p> <p>Trade relations are reported as fair. Payments are reported to be regular and as per commitments.</p> <p>In view of aforesaid, the company can be regarded as promising business partner for medium to long term business dealings at usual trade terms and conditions.</p>
--	--

NOTES :

Any query related to this report can be made on e-mail : infodept@mirainform.com while quoting report number, name and date.

ECGC Country Risk Classification List

Country Name	Previous Rating (30.06.2017)	Current Rating (30.09.2017)
India	A1	A1

Risk Category	ECGC Classification
Insignificant	A1
Low Risk	A2
Moderately Low Risk	B1
Moderate Risk	B2
Moderately High Risk	C1
High Risk	C2
Very High Risk	D

BIFR (Board for Industrial & Financial Reconstruction) LISTING STATUS

Subject's name is not listed as a Sick Unit in the publicly available BIFR (Board for Industrial & Financial Reconstruction) list as of 02.01.2018

DISCLAIMER : This Report is **PRIVATE & CONFIDENTIAL** and it is prepared at the request of and for its use by the Subscriber only. The Subscriber shall use the contents of the Report merely as an aid to its business. Mira Inform Private Limited ("MIPL") has collated information/data in the Report, which have not been verified unless otherwise specifically mentioned in the Report. The Subscriber shall independently verify the accuracy and correctness of the information/data before in any way acting upon the same. MIPL shall not be liable for any harm, injury, loss or damage caused to the Subscriber due to default by the Subscriber's debtors/beneficiaries in fulfilling their obligations of any nature whatsoever. This Report or any of its portion shall not be used as a documentary evidence or otherwise before any investigative agencies or forum of law. This Report is confidential and proprietary to MIPL. The Subscriber and/or any other person(s) may not reproduce, publish or disclose any of the contents of the Report to others without the express authorization of MIPL. This Report is prepared and issued to the Subscriber without any risk, responsibility or liability on the part of MIPL or its officials.

IBBI (Insolvency and Bankruptcy Board of India) LISTING STATUS

Subject's name is not listed in the publicly available IBBI (Insolvency and Bankruptcy Board of India) list as of report date.

EXTERNAL AGENCY RATING

Rating Agency Name	CRISIL
Rating	Long Term Rating = AAA
Rating Explanation	Highest degree of safety and carry lowest credit risk.
Date	30.06.2017

Rating Agency Name	CRISIL
Rating	Commercial Paper=A1+
Rating Explanation	Very strong degree of safety and carry lowest credit risk.
Date	30.06.2017

RBI DEFAULTERS' LIST STATUS

Subject's name is not enlisted as a defaulter in the publicly available RBI Defaulters' list.

EPF (Employee Provident Fund) DEFAULTERS' LIST STATUS

Subject's name is not enlisted as a defaulter in the publicly available EPF (Employee Provident Fund) Defaulters' list as of 31-03-2016.

INFORMATION DENIED

MANAGEMENT NON CO-OPERATIVE (91-22-24987000/ 39677000/ 39672340)

[Mobile No.: 91-9820924775 (Satish Sarang)- Number not available]

LOCATIONS

Registered/ Office :	Corporate	Birla Aurora, Level 21, Plot No.1080, Dr. Annie Besant Road, Worli, Mumbai – 400030, Maharashtra, India
Tel. No.:		91-22-24987000/ 01/ 02/ 24931349/ 50/ 39677000
Fax No.:		91-22-24987500/ 52/ 24941758/ 39677500
E-Mail :		ketan.thaker@siemens.com
Website :		http://www.siemens.co.in

DISCLAIMER : This Report is **PRIVATE & CONFIDENTIAL** and it is prepared at the request of and for its use by the Subscriber only. The Subscriber shall use the contents of the Report merely as an aid to its business. Mira Inform Private Limited ("MIPL") has collated information/data in the Report, which have not been verified unless otherwise specifically mentioned in the Report. The Subscriber shall independently verify the accuracy and correctness of the information/data before in any way acting upon the same. MIPL shall not be liable for any harm, injury, loss or damage caused to the Subscriber due to default by the Subscriber's debtors/beneficiaries in fulfilling their obligations of any nature whatsoever. This Report or any of its portion shall not be used as a documentary evidence or otherwise before any investigative agencies or forum of law. This Report is confidential and proprietary to MIPL. The Subscriber and/or any other person(s) may not reproduce, publish or disclose any of the contents of the Report to others without the express authorization of MIPL. This Report is prepared and issued to the Subscriber without any risk, responsibility or liability on the part of MIPL or its officials.

Plant Locations :	<p>MAHARASHTRA E-76, Waluj, MIDC Area, Aurangabad – 431136, Maharashtra, India</p> <p>Plot No – A 1/2, Five Star MIDC, Shendra, Aurangabad – 431201, Maharashtra, India</p> <p>Plot No. C-1, Additional Industrial Area, MIDC, Ambad, Nashik - 422010, Maharashtra, India</p> <p>Thane-Belapur Road, Airoli Node, Navi Mumbai – 400708, Maharashtra, India</p> <p>GOA L-6, Verna Industrial Area, Panjim-Margao Highway, Verna, Goa – 403722, India</p> <p>N73 and N74, Verna Industrial Estate, Verna - Salcete, Goa - 403 722, India</p> <p>GUJARAT 589, Sayajipura, Ajwa Road, Vadodara – 390019, Gujarat, India</p> <p>Plot B, Halol Phase – II, GIDC Industrial Estate, Village Chandrapura, Halol, District: Panchmahal - 389350, Gujarat, India</p> <p>TELANGANA Plot No. 89 and 90, IDA, Gandhinagar, Post Balanagar, Hyderabad – 500037, Telangana, India</p> <p>KARNATAKA 97/2, , Devanahalli Road, Off Old Madras Road, Virgo Nagar Post, Bangalore - 560049, Karnataka, India</p> <p>WEST BENGAL Nimpura Industrial Growth Centre, PO: Rakhajungle, Paschim Midnapur, Kharagpur – 721301, West Bengal, India</p> <p>PUDUCHERRY Unit - I, R.S No 16/8, Kurumbapet Village, Villianur Commune - 605009, Puducherry, India</p> <p>Unit - II, R.S No 23/2A, Uruvaiyaru Road, Abishegapakkam – 605007, Puducherry, India</p> <p>HARYANA Plot No. 37, Ground Floor, Sector-18, Huda, Gurugram - 122 015, Haryana, India</p> <p>TAMILNADU 309/2, A Block 100, Chettipedu Village, Thandalam Post, Sriperumbudur Taluk,</p>
--------------------------	---

	Kancheepuram - 602 105, Tamilnadu, India
Sales Office 1 :	54/9D, Kishan Garh Village, Vasant Kunj, New Delhi – 110070, India
Sales Office 2 :	C/O Spear Logistics Building, Block No. C4, B/2, Shree Rajlaxmi Logistics Park, Vapde Village, Bhiwandi, Thane – 421302, Maharashtra, India
Sales Office :	Also located at: <ul style="list-style-type: none"> • Ahmedabad • Bangalore • Chandigarh • Chennai • Coimbatore • Hyderabad • Kharghar • Kolkata • Lucknow • Mumbai • Nagpur • New Delhi • Vadodara

DIRECTORS

AS ON 2017

Name :	Mr. Sunil Dass Mathur
Designation :	Managing Director and Chief Executive Officer
Address:	B-1/29-30, Prithvi Apartments, Altamount Road, Off Anstey Road, Mumbai - 400026, Maharashtra, India
Date of Appointment :	22.07.2008
DIN No.:	02261944
Name :	Mr. Christian Rummel
Designation :	Whole-time Director
Address:	Vastu Co-Operative Housing Society Limited, Flat No.1202, 12th Floor, Plot No. 26-B, Worli Estate, Worli, Mumbai - 400018, Maharashtra, India
Date of Birth/Age :	17.04.1969
Date of Appointment :	01.02.2014
DIN No.:	01992982
Name :	Mr. Deepak Shantilal Parekh
Designation :	Director
Address:	Flat No. 4607, The Imperial Tower, North 46th Floor, B B Nakashe Marg (Tardeo Road), Tardeo, Mumbai - 400034, Maharashtra, India

Date of Birth/Age :	18.10.1944
Date of Appointment :	07.11.2003
DIN No.:	00009078
Name :	Mr. Keki Bomi Dadiseth
Designation :	Director
Address:	8A, Maneck, L. D. Ruparel Marg, Off Nepeansea Marg, Mumbai - 400006, Maharashtra, India
Date of Birth/Age :	20.12.1945
Date of Appointment :	27.01.2006
DIN No.:	00052165
Name :	Mr. Yezdi Hirzi Malegam
Designation :	Director
Address:	Goolestan, 37, Cuffe Parade, Colaba, Mumbai - 400005, Maharashtra, India
Date of Birth/Age :	24.09.1933
Date of Appointment :	01.04.1998
DIN No.:	00092017
Name :	Mr. Darius Cavasji Shroff
Designation :	Director
Address:	Moonlight, Flat No. 8, Maharishi Karve Road, Mumbai - 400020, Maharashtra, India
Date of Birth/Age :	08.08.1944
Date of Appointment :	20.02.1997
DIN No.:	00170680
Name :	Mr. Josef Kaeser
Designation :	Director
Address:	Sindorf 15, Arnbruck - 93471, Germany
Date of Birth/Age :	23.06.1957
Date of Appointment :	01.10.2006
DIN No.:	00867264
Name :	Ms. Mariel Von Schumann
Designation :	Director
Address:	Trogerstr. 44, Munchen - 81675, Germany
Date of Birth/Age :	05.07.1971
Qualification :	Master in Economics
Date of Appointment :	02.08.2013
DIN No.:	06625674
Name :	Cedrik Francis Wolfgang Neike
Designation :	Nominee Director
Address:	Isoldestr. 2 Berlin 12159 De
Date of Appointment :	10.05.2017
DIN No.:	07810035

Name :	Johannes Apitzsch
Designation :	Director
Address:	Nussbaumweg 17 Rathsberg Marloffstein 91080 De
Date of Appointment :	27.04.2012
DIN No.:	05259354

KEY EXECUTIVES

Name :	Mr. Ketan Thaker
Designation :	Company Secretary
Address:	C-906, Spring Leaf 5 CHS Limited, Lokhandwala Township, Akurli Road, Kandivli (East), Mumbai - 400101, Maharashtra, India
Date of Appointment :	02.08.2013
PAN No.:	ACVPT7223M
Name :	Dominik Hofmann
Designation :	Head, Power and Gas
Name :	Harald Griem
Designation :	Head, Energy Management
Name :	Devidas Kulkarni
Designation :	Head, Building Technologies
Name :	Tilak Raj Seth
Designation :	Head, Mobility
Name :	Ashish Bhat
Designation :	Head, Digital Factory
Name :	Bhaskar Mandal
Designation :	Head, Process Industries and Drives
Audit Committee :	<ul style="list-style-type: none"> • Mr. Yezdi H. Malegam - Chairman • Mr. Deepak S. Parekh • Mr. Keki B. Dadiseth • Mr. Johannes Apitzsch
Nomination and Remuneration Committee :	<ul style="list-style-type: none"> • Mr. Yezdi H. Malegam - Chairman • Mr. Darius C. Shroff • Mr. Deepak S. Parekh • Mr. Joe Kaeser • Ms. Mariel von Schumann
Stakeholders Relationship	<ul style="list-style-type: none"> • Mr. Darius C. Shroff - Chairman

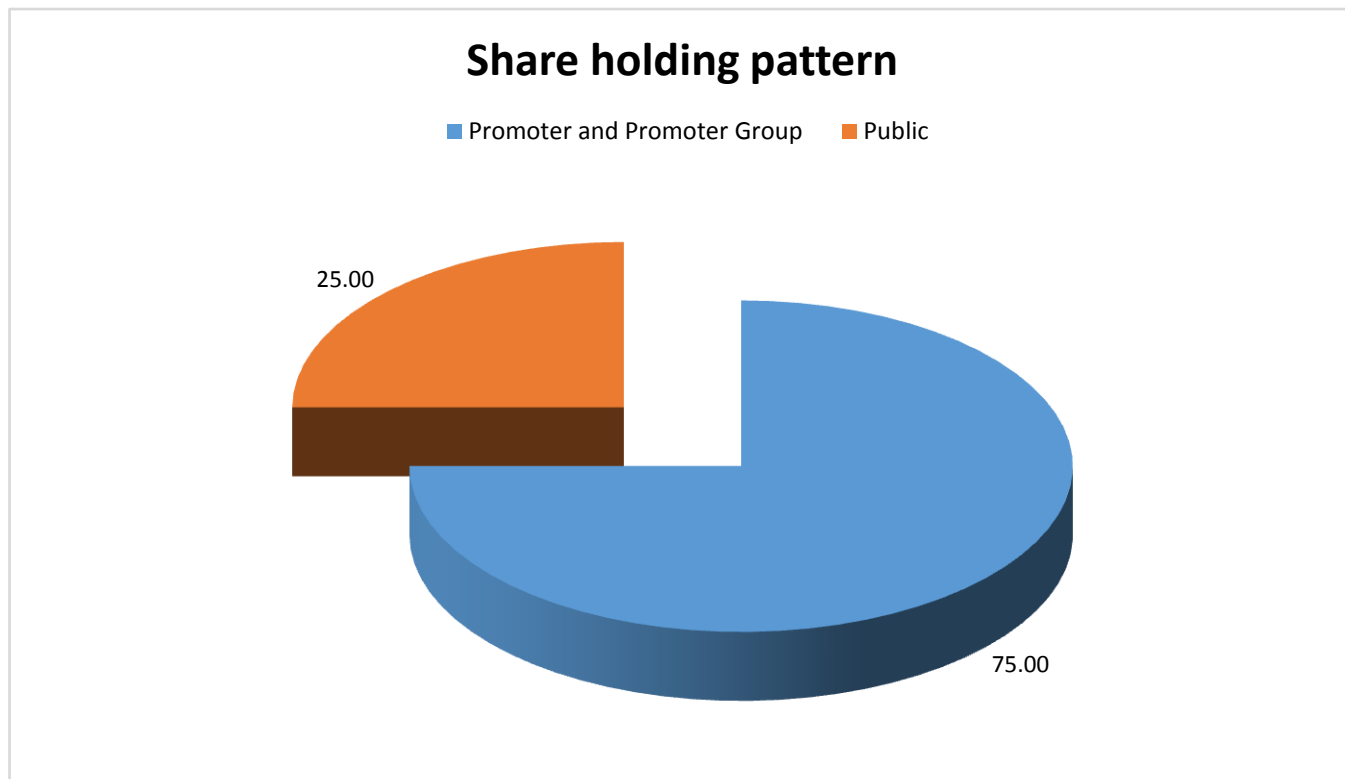
Committee :	<ul style="list-style-type: none"> • Mr. Sunil Mathur
Corporate Governance Committee :	<ul style="list-style-type: none"> • Mr. Deepak S. Parekh - Chairman • Mr. Sunil Mathur • Mr. Christian Rummel • Ms. Mariel von Schumann
Risk Management Committee :	<ul style="list-style-type: none"> • Mr. Yezdi H. Malegam - Chairman • Mr. Deepak S. Parekh • Mr. Keki B. Dadiseth • Mr. Johannes Apitzsch
Share Transfer Committee :	<ul style="list-style-type: none"> • Mr. Sunil Mathur - Chairman • Mr. Christian Rummel
Corporate Governance Committee :	<ul style="list-style-type: none"> • Mr. Keki B. Dadiseth - Chairman • Mr. Deepak S. Parekh • Mr. Yezdi H. Malegam • Mr. Darius C. Shroff • Mr. Joe Kaeser • Dr. Roland Busch • Mr. Johannes Apitzsch • Mr. Sunil Mathur

SHAREHOLDING PATTERN

AS ON 30.09.2017

Category of shareholder	No. of fully paid up equity shares held	Shareholding as a % of total no. of shares (calculated as per SCRR, 1957)As a % of
(A) Promoter and Promoter Group	267089913	75.00
(B) Public	89030342	25.00
Grand Total	356120255	100.00

DISCLAIMER : This Report is **PRIVATE & CONFIDENTIAL** and it is prepared at the request of and for its use by the Subscriber only. The Subscriber shall use the contents of the Report merely as an aid to its business. Mira Inform Private Limited ("MIPL") has collated information/data in the Report, which have not been verified unless otherwise specifically mentioned in the Report. The Subscriber shall independently verify the accuracy and correctness of the information/data before in any way acting upon the same. MIPL shall not be liable for any harm, injury, loss or damage caused to the Subscriber due to default by the Subscriber's debtors/beneficiaries in fulfilling their obligations of any nature whatsoever. This Report or any of its portion shall not be used as a documentary evidence or otherwise before any investigative agencies or forum of law. This Report is confidential and proprietary to MIPL. The Subscriber and/or any other person(s) may not reproduce, publish or disclose any of the contents of the Report to others without the express authorization of MIPL. This Report is prepared and issued to the Subscriber without any risk, responsibility or liability on the part of MIPL or its officials.



Statement showing shareholding pattern of the Promoter and Promoter Group

Category of shareholder	No. of fully paid up equity shares held	Shareholding as a % of total no. of shares (calculated as per SCRR, 1957)As a % of
A1) Indian		0.00
Any Other (specify)	267089913	75.00
Siemens Aktiengesellschaft, Germany	255351805	71.70
Siemens Metals Technologies Vermögensverwaltungs Gmbh	11738108	3.30
Sub Total A1	267089913	75.00
A2) Foreign		0.00
A=A1+A2	267089913	75.00

Statement showing shareholding pattern of the Public shareholder

Category & Name of the Shareholders	No. of fully paid up equity shares held	Shareholding calculated as per SCRR, 1957 As a % of %
B1) Institutions	0	0.00
Mutual Funds/	11187190	3.14
HDFC Trustee Company Limited	6520017	1.83

DISCLAIMER : This Report is **PRIVATE & CONFIDENTIAL** and it is prepared at the request of and for its use by the Subscriber only. The Subscriber shall use the contents of the Report merely as an aid to its business. Mira Inform Private Limited ("MIPL") has collated information/data in the Report, which have not been verified unless otherwise specifically mentioned in the Report. The Subscriber shall independently verify the accuracy and correctness of the information/data before in any way acting upon the same. MIPL shall not be liable for any harm, injury, loss or damage caused to the Subscriber due to default by the Subscriber's debtors/beneficiaries in fulfilling their obligations of any nature whatsoever. This Report or any of its portion shall not be used as a documentary evidence or otherwise before any investigative agencies or forum of law. This Report is confidential and proprietary to MIPL. The Subscriber and/or any other person(s) may not reproduce, publish or disclose any of the contents of the Report to others without the express authorization of MIPL. This Report is prepared and issued to the Subscriber without any risk, responsibility or liability on the part of MIPL or its officials.

Foreign Portfolio Investors	17466173	4.90
Financial Institutions/ Banks	135067	0.04
Insurance Companies	21596454	6.06
Life Insurance Corporation of India	17800877	5.00
Sub Total B1	50384884	14.15
B2) Central Government/ State Government(s)/ President of India	0	0.00
Central Government/ State Government(s)/ President of India	150	0.00
Sub Total B2	150	0.00
B3) Non-Institutions	0	0.00
Individual share capital upto INR 0.200 Million	32585266	9.15
Individual share capital in excess of INR 0.200 Million	587306	0.16
NBFCs registered with RBI	10263	0.00
Any Other (specify)	5462473	1.53
Trusts	376643	0.11
Bodies Corporate	4374405	1.23
Director or Director's Relatives	26000	0.01
Clearing Members	685425	0.19
Sub Total B3	38645308	10.85
B=B1+B2+B3	89030342	25.00

BUSINESS DETAILS

Line of Business :	<p>The business of the Company is divided into eight segments. These segments are the basis for management control and hence, form the basis for reporting. The business of each segment comprises of :</p> <ul style="list-style-type: none"> - Power and Gas: - Provides products and solutions for generation of electricity from fossil and renewable fuels for utilities, independent power producers and engineering, procurement and construction (EPC) companies and the reliable transport of oil and natural gas. - Energy Management: - Supplier of products, systems, solutions and services for transmission and distribution of electrical energy for power utilities and industrial companies. Portfolio ranges from systems for low-voltage grids and distribution grids to solutions for smart grids and energy automation systems to power supply systems for industrial plants and high-voltage transmission systems. - Building Technologies: - Provider of safe, secure, energy-efficient and eco-friendly buildings and infrastructures. As a technology partner, consultant, service provider, systems integrator and product vendor, offerings range from fire safety, security, building automation, heating, ventilation, air conditioning and energy management. - Mobility: - Supplier of solutions for passenger and freight transportation –
---------------------------	--

DISCLAIMER : This Report is **PRIVATE & CONFIDENTIAL** and it is prepared at the request of and for its use by the Subscriber only. The Subscriber shall use the contents of the Report merely as an aid to its business. Mira Inform Private Limited ("MIPL") has collated information/data in the Report, which have not been verified unless otherwise specifically mentioned in the Report. The Subscriber shall independently verify the accuracy and correctness of the information/data before in any way acting upon the same. MIPL shall not be liable for any harm, injury, loss or damage caused to the Subscriber due to default by the Subscriber's debtors/beneficiaries in fulfilling their obligations of any nature whatsoever. This Report or any of its portion shall not be used as a documentary evidence or otherwise before any investigative agencies or forum of law. This Report is confidential and proprietary to MIPL. The Subscriber and/or any other person(s) may not reproduce, publish or disclose any of the contents of the Report to others without the express authorization of MIPL. This Report is prepared and issued to the Subscriber without any risk, responsibility or liability on the part of MIPL or its officials.

	<p>including rail vehicles, rail automation systems, rail electrification systems, road traffic technology and IT solutions.</p> <p>- Digital Factory: - Contains portfolio of leading edge software solutions and automation technologies covering the complete life cycle from product design and production execution to services for manufacturing companies.</p> <p>- Process Industries and Drives: - Provides products, systems, solutions and services across entire life cycles for all industry sectors.</p> <p>- Healthcare:- Provides technology for the healthcare industry – medical imaging, laboratory diagnostics and solutions for the healthcare IT.</p> <p>- Metals Technologies: - Provides Metallurgical Plant Building Technology catering services, design and engineering, equipment supply and supervision of erection and commissioning of wire rods and bar mills.</p> <p>- Others:- Services provided to other group companies and lease rentals have been classified as "Others".</p> <ul style="list-style-type: none"> • Manufacture of electric motors, generators, transformers and electricity distribution and control apparatus • Manufacturing of electric signaling, safety or traffic-control equipment • Manufacture of general purpose machinery • Manufacture of irradiation, electro medical and electrotherapeutic equipment. (Registered Activity) 													
<p>Products :</p>	<table border="1"> <thead> <tr> <th data-bbox="523 1391 1002 1424">Product Description</th> <th data-bbox="1002 1391 1489 1424">NIC Code</th> </tr> </thead> <tbody> <tr> <td data-bbox="523 1424 1002 1547">Manufacture of electric motors, generators, transformers and electricity distribution and control apparatus</td> <td data-bbox="1002 1424 1489 1547">271</td> </tr> <tr> <td data-bbox="523 1547 1002 1615">Manufacturing of electric signaling, safety or traffic-control equipment</td> <td data-bbox="1002 1547 1489 1615">279</td> </tr> <tr> <td data-bbox="523 1615 1002 1671">Manufacture of general purpose machinery</td> <td data-bbox="1002 1615 1489 1671">281</td> </tr> <tr> <td data-bbox="523 1671 1002 1767">Manufacture of irradiation, electro medical and electrotherapeutic equipment*</td> <td data-bbox="1002 1671 1489 1767">266</td> </tr> <tr> <td colspan="2" data-bbox="523 1767 1489 1895"> <p>Note:</p> <p>* Included since Healthcare undertaking was part of Siemens Limited for reporting period as the same was carved out in July 2016.</p> </td> </tr> </tbody> </table>		Product Description	NIC Code	Manufacture of electric motors, generators, transformers and electricity distribution and control apparatus	271	Manufacturing of electric signaling, safety or traffic-control equipment	279	Manufacture of general purpose machinery	281	Manufacture of irradiation, electro medical and electrotherapeutic equipment*	266	<p>Note:</p> <p>* Included since Healthcare undertaking was part of Siemens Limited for reporting period as the same was carved out in July 2016.</p>	
Product Description	NIC Code													
Manufacture of electric motors, generators, transformers and electricity distribution and control apparatus	271													
Manufacturing of electric signaling, safety or traffic-control equipment	279													
Manufacture of general purpose machinery	281													
Manufacture of irradiation, electro medical and electrotherapeutic equipment*	266													
<p>Note:</p> <p>* Included since Healthcare undertaking was part of Siemens Limited for reporting period as the same was carved out in July 2016.</p>														
<p>Brand Names :</p>	<p>Not Available</p>													

Agencies Held :	Not Available
Exports :	Not Divulged
Imports :	Not Divulged
Terms :	Not Divulged

PRODUCTION STATUS – NOT AVAILABLE

GENERAL INFORMATION

Suppliers :	Reference :	Not Divulged
	Name of the Person :	--
	Contact No.:	--
	Since How Long Known :	--
	Experience :	--
	Maximum Limit Dealt :	--
	Remark :	--
Customers :	Reference :	Not Divulged
	Name of the Person :	--
	Contact No.:	--
	Since How Long Known :	--
	Experience :	--
	Maximum Limit Dealt :	--
	Remark :	--
No. of Employees :	9580 (Approximately) (As on 30.09.2016)	
Bankers : (As on 30.09.2016)	<ul style="list-style-type: none"> • Citibank N. A. • Deutsche Bank AG • The Hongkong and Shanghai Banking Corporation Limited • Standard Chartered Bank • HDFC Bank Limited • ICICI Bank Limited • State Bank of India 	

Name :	S.R. Batliboi and Company LLP Chartered Accountants
Address:	14 th Floor, The Ruby 29 Senapati Bapat Marg, Dadar (West), Mumbai – 400028, Maharashtra, India
Tel No.:	91-22-61920000
Fax No.:	91-22-61921000
Cost Auditors :	
Name :	R. Nanabhoy and Company

DISCLAIMER : This Report is **PRIVATE & CONFIDENTIAL** and it is prepared at the request of and for its use by the Subscriber only. The Subscriber shall use the contents of the Report merely as an aid to its business. Mira Inform Private Limited ("MIPL") has collated information/data in the Report, which have not been verified unless otherwise specifically mentioned in the Report. The Subscriber shall independently verify the accuracy and correctness of the information/data before in any way acting upon the same. MIPL shall not be liable for any harm, injury, loss or damage caused to the Subscriber due to default by the Subscriber's debtors/beneficiaries in fulfilling their obligations of any nature whatsoever. This Report or any of its portion shall not be used as a documentary evidence or otherwise before any investigative agencies or forum of law. This Report is confidential and proprietary to MIPL. The Subscriber and/or any other person(s) may not reproduce, publish or disclose any of the contents of the Report to others without the express authorization of MIPL. This Report is prepared and issued to the Subscriber without any risk, responsibility or liability on the part of MIPL or its officials.

	Cost Accountants
Secretarial Auditors :	
Name :	Parikh Parekh and Associates Chartered Accountants
Memberships :	Not Available
Collaborators :	Not Available
Holding company: (As on 30.09.2016)	Siemens AG
Subsidiary: (As on 30.09.2016)	Siemens Rail Automation Private Limited, India
Fellow Subsidiaries: (As on 30.09.2016)	<ul style="list-style-type: none"> • Siemens S.A. Angola • Siemens S.A. Argentina • Siemens Limited, Australia • ETM professional control GmbH, Austria • Siemens Aktiengesellschaft Österreich, Austria • Siemens Convergence Creators GmbH, Austria • Siemens Metals Technologies Vermögensverwaltungs GmbH (previously known as Siemens VAI Metals Technologies GmbH, Germany) Austria • Siemens AG Österreich, Plant Rail Systems Wien Austria • Siemens AG Österreich, Plant Transformers Wien Austria • Primetals Technologies Austria GmbH (upto 07.01.2015) Austria • Trench Austria GmbH, Austria • Siemens W.L.L. Bahrain • Siemens Bangladesh Limited, Bangladesh • Siemens Healthcare Diagnostics SA, Belgium • Siemens S.A./N.V. Belgium • Siemens Eletroeletronica Limitada, Brazil • Siemens Ltda. Brazil • Siemens EOOD, Bulgaria • Siemens Canada Limited, - RuggedCom, Canada • Siemens Hearing Instruments Inc. Canada • Trench Limited, Canada • Siemens Canada Limited, - Process Instruments Business Unit Canada • Siemens Canada Limited, Canada • Siemens Healthcare Diagnostics Manufacturing Limited, Cayman Islands • Siemens S.A. Chile • Beijing Siemens Cerberus Electronics Limited, China • MWB (Shanghai) Co Limited, China • Siemens Circuit Protection Systems Limited, Shanghai China • Siemens Electrical Apparatus Limited, Suzhou China • Siemens Electrical Drives (Shanghai) Limited, China

	<ul style="list-style-type: none"> • Siemens Electrical Drives Limited, China • Siemens Factory Automation Engineering Limited, China • Siemens Healthcare Diagnostics (Shanghai) Co. Limited, China • Siemens High Voltage Circuit Breaker Co. Limited, Hangzhou China • Siemens High Voltage Switchgear Co. Limited, Shanghai China • Siemens Industrial Automation Limited, Shanghai China • Siemens International Trading Limited, Shanghai China • Siemens Limited, China China • Siemens Mechanical Drive Systems (Tianjin) Co. Limited, China • Siemens Medium Voltage Switching Technologies (Wuxi) Limited, China • Siemens Numerical Control Limited, Nanjing China • Siemens Power Automation Limited, China • Siemens Power Plant Automation Limited, China • Siemens Shanghai Medical Equipment Limited, China • Siemens Shenzhen Magnetic Resonance Limited, China • Siemens Standard Motors Limited, China • Siemens Switchgear Limited, Shanghai China • Siemens Transformer (Guangzhou) Co. Limited, China • Siemens VAI Metals Technologies Co. Limited, Shanghai (upto 07.01.2015) China • Siemens Wind Power Blades (Shanghai) Co. Limited, China • Siemens Wiring Accessories Shandong Limited, China • Siemens X-Ray Vacuum Technology Limited, Wuxi China • Trench High Voltage Products Limited, Shenyang China • Winergy Drive Systems (Tianjin) Co. Limited, China • Siemens Sensors and Communication Limited, China • Yangtze Delta Manufacturing Co. Limited, Hangzhou China • Siemens Industry Software (Shanghai) Co. Limited, China • Siemens Industrial Turbomachinery (Huludao) Co. Limited, China • Siemens S.A. Columbia • Koncar-Energetski Transformatori, d.o.o. Croatia • Siemens d.d. Croatia • Siemens Electric Machines s.r.o. Czech Republic • Siemens, s.r.o. Czech Republic • Siemens, s.r.o., odstepny zavod Industrial Turbomachinery Czech Republic • Siemens A/S Denmark • Siemens Wind Power A/S Denmark • Siemens A/S Flow Instruments Denmark • Siemens S.A. El Salvador • Siemens Technologies S.A.E. Egypt • Siemens Osakeyhtiö Finland • Flender-Graffenstaden SAS France • Siemens Industry Software SAS France • Siemens S.A.S. France • Siemens SAS, Division Production Sensors and Communication, Usine de • Haguenau France
--	--

	<ul style="list-style-type: none"> • Siemens Transmission and Distribution SAS France • Siemens VAI Metals Technologies SAS (upto 07.01.2015) France • Trench France S.A.S. France • Alpha Verteilertechnik GmbH Germany • Evosoft GmbH Germany • HSP Hochspannungsgeräte GmbH Germany • Loher GmbH Germany • Siemens Bank GmbH Germany • Siemens Beteiligungen Inland GmbH Germany • Siemens Geared Motors Gesellschaft mit beschränkter Haftung Germany • Siemens Gusstechnik GmbH Germany • Siemens Healthcare Diagnostics Holding GmbH Germany • Siemens Healthcare Diagnostics Products GmbH Germany • Siemens Industriegetriebe GmbH Germany • Siemens Power Control GmbH Germany • Siemens Turbomachinery Equipment GmbH Germany • Siemens VAI Metals Technologies GmbH (upto 07.01.2015) Germany • SYKATEC Systeme, Komponenten, Anwendungstechnologie GmbH Germany • TLT-Turbo GmbH Germany • Trench Germany GmbH Germany • Siemens Insulation Center GmbH and Co. KG Germany • Weiss Spindeltechnologie GmbH Germany • MessMa GmbH (upto 21.09.2015) Germany • Siemens Healthcare GmbH Germany • Dresser-Rand GmbH Germany • Siemens AG - DF/PD CS, Erlangen Germany • Siemens Industry Software GmbH Germany • Siemens AG - Credit Warehouse Germany Germany • Electrium Sales Limited, Great Britain • I DT Factory Congleton Great Britain • Siemens Healthcare Diagnostics Manufacturing Limited, Great Britain • Siemens Healthcare Diagnostics Products Limited, Great Britain • Siemens Industrial Turbomachinery Limited, Great Britain • Siemens Magnet Technology Great Britain • Siemens plc Great Britain • Siemens plc, Industry Sector, Metals Technologies (upto 07.01.2015) Great Britain • Siemens Protection Devices Limited, Great Britain • Siemens Transmission and Distribution Limited, Great Britain • Siemens VAI Metals Technologies Limited, (upto 07.01.2015) Great Britain • Siemens Water Technologies Limited, (upto 15.01.2014) Great Britain • Siemens Industry Software Limited, Great Britain • Siemens Healthcare Diagnostics Limited, Hongkong • Siemens Limited, Hongkong • Siemens Healthcare Limited, Hongkong • Siemens Industry Software Limited, Hongkong
--	---

	<ul style="list-style-type: none"> • Siemens Zrt. Hungary • Siemens Healthcare Kft. Hungary • PETNET Radiopharmaceutical Solutions Private Limited, India • Powerplant Performance Improvement Limited, India • Siemens Convergence Creators Private Limited, India • Siemens Financial Services Private Limited, India • Siemens Hearing Instruments Private Limited, India • Siemens Industry Software (India) Private Limited, India • Siemens Postal Parcel and Airport Logistics Private Limited, India • Siemens Technology and Services Private Limited, India • LMS India Engineering Solutions Private Ltd India • Preactor Software India Private Limited, India • VAI Metals Technologies Private Limited, (upto 07.01.2015) India • Dresser-Rand India Private Limited, India • Siemens Healthcare Private Limited, India • P.T. Siemens Indonesia Indonesia • PT. Siemens Industrial Power Indonesia • Europlex Technologies (Ireland) Limited, Ireland • Siemens Limited, Ireland • Siemens Concentrated Solar Power Limited, Israel • Siemens Israel Limited, Israel • Siemens S.p.A. Italy • Trench Italia S.r.l. Italy • HV-Turbo Italia S.r.l. Italy • Siemens S. p.A Metals Technologies, Milano (upto 07.01.2015) Italy • Siemens VAI Metals Technologies S.r.l. (upto 07.01.2015) Italy • Siemens Healthcare Diagnostics K.K. Japan • Siemens Japan K.K. Japan • Yaskawa Siemens Automation and Drives Corp. Japan • Siemens TOO Kazakhstan • Siemens Limited, Seoul Korea • Siemens Energy Solutions Limited, Korea • Siemens PETNET Korea Co. Limited, Korea • Siemens Electrical and Electronic Services K.S.C.C. Kuwait • Siemens Malaysia Sdn. Bhd. Malaysia • Siemens Innovaciones S.A. de C.V. Mexico • Siemens Servicios S.A. de C.V. Mexico • Siemens, S.A. de C.V. Mexico • Siemens Plant Operations Tahaddart SARL Morocco • Siemens S.A. Morocco • Siemens Wind Power Blades, SARL AU Morocco • Siemens Nederland N.V. Netherland • Siemens Nederland N.V. - dependent ARE 456b Netherland • NEM Energy B.V. Netherland • Siemens (N.Z.) Limited, New Zealand • Siemens Limited, Nigeria • Siemens S.A. Nicaragua
--	---

	<ul style="list-style-type: none"> • Siemens AS Norway • Siemens L.L.C. Oman • Siemens S.A.C. Peru • Siemens Power Operations, Inc. Philippines • Siemens, Inc. Philippines • Siemens Sp. z o.o. Poland • TurboCare Sp. z o.o. Poland • Siemens S.A. Portugal • Siemens W.L.L. Qatar • Siemens S.R.L. Romania • SIMEA S.R.L., Plan SEIT Sibiu Romania • OOO Siemens Russia • OOO Siemens Gas Turbine Technologies Russia • OOO Siemens High Voltage Products Russia • Arabia Electric Limited, (Equipment) Saudi-Arabia • ISCOA Industries and Maintenance Limited, Saudi-Arabia • Siemens Limited, Saudi-Arabia • Siemens d.o.o. Beograd Serbia • Siemens Pte. Limited, Singapore • Siemens Water Technologies Pte. Limited, Singapore • Siemens Pte Limited – AGT Service business Singapore • Siemens Healthcare Pte. Limited, Singapore • Siemens s.r.o. Slovakia • Siemens d.o.o. Slovenia • Siemens (Proprietary) Limited, South Africa • Fábrica Electrotécnica Josa, S.A. Spain • Siemens S.A. Spain • Siemens AB Sweden • Siemens Industrial Turbomachinery AB Sweden • Siemens, Security Products Sweden • Siemens Schweiz AG Switzerland • Siemens Schweiz AG, Building Technologies Division, International • Headquarters Switzerland • Siemens Limited, Taiwan • Siemens Limited, Thailand • Siemens S.A. Tunisia • Siemens Sanayi ve Ticaret A.S. Turkey • Siemens Ukraine (erstwhile DP Siemens Ukraine) Ukraine • SD (Middle East) LLC UAE • Siemens LLC UAE • Siemens Middle East Limited, UAE • Siemens Healthcare FZ LLC UAE • Siemens Demag Delaval Turbomachinery, Inc. USA • Siemens Energy, Inc. USA • Siemens Energy, Inc. (US) - Fossil Products (OPP) USA • Siemens Energy, Inc. (US) - Oil and Gas (PT2) USA • Siemens Energy, Inc. (US) - Transmission (PPR) USA
--	--

	<ul style="list-style-type: none"> • Siemens Healthcare Diagnostics Inc. USA • Siemens Corporation USA • Siemens Industry, Inc. USA • Siemens Medical Solutions USA, Inc. USA • Siemens Water Technologies LLC USA • SMS Inc. - Customer Solutions Group USA • Winergy Drive Systems Corporation USA • Siemens Postal, Parcel and Airport Logistics LLC USA • Siemens Product Lifecycle Management Software Inc. USA • NEM USA Corp. USA • Siemens VAI Metals Technologies LLC (upto 07.01.2015) USA • Siemens Healthcare GmbH USA • Siemens Energy, Inc. (US) – Dist Gen (PRW) USA • Siemens S.A. Venezuela • Siemens Limited, Vietnam
--	--

CAPITAL STRUCTURE

AS ON 30.09.2017

Authorised Capital : 2006.251 Million

Issued, Subscribed & Paid-up Capital :

No. of Shares	Type	Value	Amount
356120255	Equity Shares	INR 2/- each	INR 712.240 Million

AS ON 30.09.2016

Authorised Capital :

No. of Shares	Type	Value	Amount
1000000000	Equity Shares	INR 2/- each	INR 2000.000 Million

Issued Capital :

No. of Shares	Type	Value	Amount
356983950	Equity Shares	INR 2/- each	INR 714.000 Million

DISCLAIMER : This Report is **PRIVATE & CONFIDENTIAL** and it is prepared at the request of and for its use by the Subscriber only. The Subscriber shall use the contents of the Report merely as an aid to its business. Mira Inform Private Limited ("MIPL") has collated information/data in the Report, which have not been verified unless otherwise specifically mentioned in the Report. The Subscriber shall independently verify the accuracy and correctness of the information/data before in any way acting upon the same. MIPL shall not be liable for any harm, injury, loss or damage caused to the Subscriber due to default by the Subscriber's debtors/beneficiaries in fulfilling their obligations of any nature whatsoever. This Report or any of its portion shall not be used as a documentary evidence or otherwise before any investigative agencies or forum of law. This Report is confidential and proprietary to MIPL. The Subscriber and/or any other person(s) may not reproduce, publish or disclose any of the contents of the Report to others without the express authorization of MIPL. This Report is prepared and issued to the Subscriber without any risk, responsibility or liability on the part of MIPL or its officials.

Subscribed & Paid-up Capital :

No. of Shares	Type	Value	Amount
356120255	Equity Shares	INR 2/- each	INR 712.000 Million

a) Shares held by holding company and subsidiary of holding company:

255351805 Equity Shares of INR 2/- each, fully paid-up, are held by the holding company, Siemens AG, Germany.

11738108 Equity Shares of INR 2/- each, fully paid-up, are held by the Siemens Metal Technologies Vermögensverwaltungs GmbH (Formerly known as Siemens VAI Metals Technologies GmbH), a 100% subsidiary of Siemens AG, Germany.

Particular	Number	INR In Million
Shares outstanding at the beginning of the year	356120255	712.000
Shares issued/subscribed during the year	--	--
Shares outstanding at the end of the Year	356120255	712.000

During previous year, the paid up share capital was increased on allotment of 370 equity shares of INR 2 each, to members upon settlement of a disputed case.

c) Details of shareholders holding more than 5% shares in the Company as on 30 September:

Particular	No. of shares held	% of Holding
Siemens Aktiengesellschaft, Germany.	255351805	71.70%

As per of the company, including its register of shareholders/members and other declarations received from shareholders regarding beneficial interest, the above shareholding both legal and beneficial ownerships of shares.

Details of aggregate number of shares issued for consideration other than cash and bonus shares issued during the period of five years immediately preceding 30 September:

Equity shares allotted as	30.09.2016
Fully paid up to the shareholders of Siemens Healthcare Diagnostics Limited. In accordance with the scheme of amalgamation	3134700
Fully paid up to the shareholders of Siemens VAI Metals Technologies Private Limited. in accordance with the scheme of amalgamation	11738108
Fully paid up to the shareholders of Siemens Power Engineering Private Limited. In accordance with the scheme of amalgamation	3461538
Fully paid up to the shareholders of Winergy Drive Systems India Private Limited. In accordance with the scheme of amalgamation	625139

e) Terms / rights attached to equity shares

The Company has only one class of equity shares having a par value of INR 2 per share. Each holder of equity shares is entitled to one vote per share. The Company declares and pays dividends in Indian rupees.

During the year ended 30 September 2016, the amount of per share interim dividend distributed to equity shareholders is INR 27.50 aggregating INR 9793. The amount of per share final dividend recognized for distribution to equity shareholders is INR 6.

In the event of liquidation of the Company, the holder of equity shares will be entitled to receive remaining assets of the Company, after distribution of all preferential amounts (if any). The distribution will be in proportion to the number of equity shares held by the shareholders.

FINANCIAL DATA
[all figures are in INR Million]

ABRIDGED BALANCE SHEET - (STANDALONE)

SOURCES OF FUNDS	30.09.2017	30.09.2016	30.09.2015
I. EQUITY AND LIABILITIES			
(1) Shareholders' Funds			
(a) Share Capital	712.240	712.000	712.000
(b) Reserves & Surplus	76334.830	65107.000	50554.000
(c) Money received against share warrants	0.000	0.000	0.000
(2) Share Application money pending allotment	0.000	0.000	0.000
Total Shareholders' Funds (1) + (2)	77047.070	65819.000	51266.000
(3) Non-Current Liabilities			
(a) long-term borrowings	0.000	0.000	0.000
(b) Deferred tax liabilities (Net)	0.000	0.000	0.000
(c) Other long term liabilities	376.700	525.000	1217.000
(d) long-term provisions	2196.220	2012.000	1840.000
(e) Trade payables	40.780	0.000	0.000
Total Non-current Liabilities (3)	2613.700	2537.000	3057.000
(4) Current Liabilities			
(a) Short term borrowings	0.000	0.000	0.000
(b) Trade payables	26515.470	21921.000	23647.000
(c) Other current liabilities	16823.350	11129.000	12687.000
(d) Short-term provisions	8231.100	16009.000	14620.000
Total Current Liabilities (4)	51569.920	49059.000	50954.000
TOTAL	131230.690	117415.000	105277.000
II. ASSETS			
(1) Non-current assets			
(a) Fixed Assets			
(i) Tangible assets	12212.140	11888.000	13522.000
(ii) Intangible Assets	53.260	67.000	89.000
(iii) Capital work-in-progress	1429.610	791.000	321.000
(iv) Intangible assets under development	0.000	0.000	0.000
(b) Non-current Investments	550.000	1647.000	1686.000
(c) Deferred tax assets (net)	2442.140	3253.000	3175.000
(d) Long-term Loan and Advances	2482.600	7621.000	7260.000
(e) Other Non-current assets	8882.240	1146.000	1761.000
(f) Trade receivables	568.580	0.000	0.000

DISCLAIMER : This Report is **PRIVATE & CONFIDENTIAL** and it is prepared at the request of and for its use by the Subscriber only. The Subscriber shall use the contents of the Report merely as an aid to its business. Mira Inform Private Limited ("MIPL") has collated information/data in the Report, which have not been verified unless otherwise specifically mentioned in the Report. The Subscriber shall independently verify the accuracy and correctness of the information/data before in any way acting upon the same. MIPL shall not be liable for any harm, injury, loss or damage caused to the Subscriber due to default by the Subscriber's debtors/beneficiaries in fulfilling their obligations of any nature whatsoever. This Report or any of its portion shall not be used as a documentary evidence or otherwise before any investigative agencies or forum of law. This Report is confidential and proprietary to MIPL. The Subscriber and/or any other person(s) may not reproduce, publish or disclose any of the contents of the Report to others without the express authorization of MIPL. This Report is prepared and issued to the Subscriber without any risk, responsibility or liability on the part of MIPL or its officials.

Total Non-Current Assets	28620.570	26413.000	27814.000
(2) Current assets			
(a) Current investments	0.000	0.000	0.000
(b) Inventories	10165.000	9993.000	9509.000
(c) Trade receivables	34156.320	30159.000	30183.000
(d) Cash and cash equivalents	40712.920	35094.000	20959.000
(e) Short-term loans and advances	3733.100	7905.000	7698.000
(f) Other current assets	13842.780	7851.000	9114.000
Total Current Assets	102610.120	91002.000	77463.000
TOTAL	131230.690	117415.000	105277.000

PROFIT & LOSS ACCOUNT – (STANDALONE)

	PARTICULARS	30.09.2017	30.09.2016	30.09.2015
	SALES			
	Income	110147.530	108089.000	105124.000
	Other Income	2547.470	1639.000	1604.000
	TOTAL	112695.000	109728.000	106728.000
Less	EXPENSES			
	Cost of Materials Consumed	53085.630	27024.000	24419.000
	Purchases of Stock-in-Trade	19595.700	28093.000	24802.000
	Changes in inventories of finished goods, work-in-progress and Stock-in-Trade	823.020	(1616.000)	1062.000
	Project bought outs and other direct costs	0.000	18311.000	20531.000
	Employees benefits expense	13926.210	14529.000	13831.000
	Other expenses	12204.530	12016.000	10742.000
	Exceptional Items	(5674.760)	(29923.000)	(7828.000)
	TOTAL	93960.330	68434.000	87559.000
	PROFIT/ (LOSS) BEFORE INTEREST, TAX, DEPRECIATION AND AMORTISATION	18734.670	41294.000	19169.000
Less	FINANCIAL EXPENSES	77.110	59.000	49.000
	PROFIT / (LOSS) BEFORE TAX, DEPRECIATION AND AMORTISATION	18657.560	41235.000	19120.000
Less/ Add	DEPRECIATION/ AMORTISATION	1966.730	2264.000	2156.000

DISCLAIMER : This Report is **PRIVATE & CONFIDENTIAL** and it is prepared at the request of and for its use by the Subscriber only. The Subscriber shall use the contents of the Report merely as an aid to its business. Mira Inform Private Limited ("MIPL") has collated information/data in the Report, which have not been verified unless otherwise specifically mentioned in the Report. The Subscriber shall independently verify the accuracy and correctness of the information/data before in any way acting upon the same. MIPL shall not be liable for any harm, injury, loss or damage caused to the Subscriber due to default by the Subscriber's debtors/beneficiaries in fulfilling their obligations of any nature whatsoever. This Report or any of its portion shall not be used as a documentary evidence or otherwise before any investigative agencies or forum of law. This Report is confidential and proprietary to MIPL. The Subscriber and/or any other person(s) may not reproduce, publish or disclose any of the contents of the Report to others without the express authorization of MIPL. This Report is prepared and issued to the Subscriber without any risk, responsibility or liability on the part of MIPL or its officials.

	PROFIT/ (LOSS) BEFORE TAX	16690.830	38971.000	16964.000
Less	TAX	5355.080	10091.000	5131.000
	PROFIT/ (LOSS) AFTER TAX	11335.750	28880.000	11833.000
Add	PREVIOUS YEARS' BALANCE BROUGHT FORWARD	31442.000	16921.000	9374.000
Less	APPROPRIATIONS			
	Interim dividend	NA	9793.000	0.000
	Tax on interim dividend	NA	1994.000	0.000
	Proposed dividend	NA	2137.000	3561.000
	Tax on proposed dividend	NA	435.000	725.000
	Balance Carried to the B/S	NA	31442.000	16921.000
	EARNINGS IN FOREIGN CURRENCY			
	Exports of goods Direct on FOB basis	NA	10384.000	8186.000
	Project Business (Based on Actual Billing)	NA	1539.000	5374.000
	Commission	NA	307.000	541.000
	Service charges and others	NA	4862.000	3459.000
	TOTAL EARNINGS	NA	17092.000	17560.000
	IMPORTS			
	Raw materials, components, spare parts and traded goods	NA	36749.000	33087.000
	Capital Goods	NA	581.000	317.000
	TOTAL IMPORTS	NA	37330.000	33404.000
	Earnings / (Loss) Per Share (INR)			
	Basic	19.80	16.66	16.95
	Diluted	31.83	81.10	33.23

CURRENT MATURITIES OF LONG TERM DEBT DETAILS

Particulars	30.09.2017	30.09.2016	30.09.2015
Current Maturities of Long term debt	NA	NA	NA
Cash generated from operations	NA	8575.000	8473.000
Net cash flows from (used in) operations	NA	5082.000	6180.000

DISCLAIMER : This Report is **PRIVATE & CONFIDENTIAL** and it is prepared at the request of and for its use by the Subscriber only. The Subscriber shall use the contents of the Report merely as an aid to its business. Mira Inform Private Limited ("MIPL") has collated information/data in the Report, which have not been verified unless otherwise specifically mentioned in the Report. The Subscriber shall independently verify the accuracy and correctness of the information/data before in any way acting upon the same. MIPL shall not be liable for any harm, injury, loss or damage caused to the Subscriber due to default by the Subscriber's debtors/beneficiaries in fulfilling their obligations of any nature whatsoever. This Report or any of its portion shall not be used as a documentary evidence or otherwise before any investigative agencies or forum of law. This Report is confidential and proprietary to MIPL. The Subscriber and/or any other person(s) may not reproduce, publish or disclose any of the contents of the Report to others without the express authorization of MIPL. This Report is prepared and issued to the Subscriber without any risk, responsibility or liability on the part of MIPL or its officials.

KEY RATIOS

EFFICIENCY RATIOS

PARTICULARS	30.09.2017	30.09.2016	30.09.2015
Average Collection Days (Sundry Debtors / Income * 365 Days)	113.19	101.84	104.80
Account Receivables Turnover (Income / Sundry Debtors)	3.22	3.58	3.48
Average Payment Days (Sundry Creditors / Purchases * 365 Days)	133.16	145.17	175.36
Inventory Turnover (Operating Income / Inventories)	1.84	4.13	2.02
Asset Turnover (Operating Income / Net Fixed Assets)	1.37	3.24	1.38

LEVERAGE RATIOS

PARTICULARS	30.09.2017	30.09.2016	30.09.2015
Debt Ratio (Borrowing + Current Liabilities) / Total Assets	0.39	0.42	0.48
Debt Equity Ratio (Total Liability / Networth)	0.00	0.00	0.00
Current Liabilities to Networth (Current Liabilities / Net Worth)	0.67	0.75	0.99
Fixed Assets to Networth (Net Fixed Assets / Networth)	0.18	0.19	0.27
Interest Coverage Ratio (PBIT / Financial Charges)	242.96	699.90	391.20

PROFITABILITY RATIOS

PARTICULARS		30.09.2017	30.09.2016	30.09.2015
Net Profit Margin [(PAT / Sales) * 100]	%	10.29	26.72	11.26
Return on Total Assets [(PAT / Total Assets) * 100]	%	8.64	24.60	11.24

DISCLAIMER : This Report is **PRIVATE & CONFIDENTIAL** and it is prepared at the request of and for its use by the Subscriber only. The Subscriber shall use the contents of the Report merely as an aid to its business. Mira Inform Private Limited ("MIPL") has collated information/data in the Report, which have not been verified unless otherwise specifically mentioned in the Report. The Subscriber shall independently verify the accuracy and correctness of the information/data before in any way acting upon the same. MIPL shall not be liable for any harm, injury, loss or damage caused to the Subscriber due to default by the Subscriber's debtors/beneficiaries in fulfilling their obligations of any nature whatsoever. This Report or any of its portion shall not be used as a documentary evidence or otherwise before any investigative agencies or forum of law. This Report is confidential and proprietary to MIPL. The Subscriber and/or any other person(s) may not reproduce, publish or disclose any of the contents of the Report to others without the express authorization of MIPL. This Report is prepared and issued to the Subscriber without any risk, responsibility or liability on the part of MIPL or its officials.

Return on Investment (ROI) ((PAT / Networth) * 100)	%	14.71	43.88	23.08
--	---	-------	-------	-------

SOLVENCY RATIOS

PARTICULARS	30.09.2017	30.09.2016	30.09.2015
Current Ratio (Current Assets / Current Liabilities)	1.99	1.85	1.52
Quick Ratio ((Current Assets – Inventories) / Current Liabilities)	1.79	1.65	1.33
G-Score Ratio Financial (Networth / Total Assets)	0.59	0.56	0.49
G-Score Ratio Debt (Debts / Equity Capital)	0.00	0.00	0.00
G-Score Ratio Liquidity (Total Current Assets / Total Current Liabilities)	1.99	1.85	1.52

Total Liability = Short-term Debt + Long-term Debt + Current Maturities of Long-term debts

STOCK PRICES

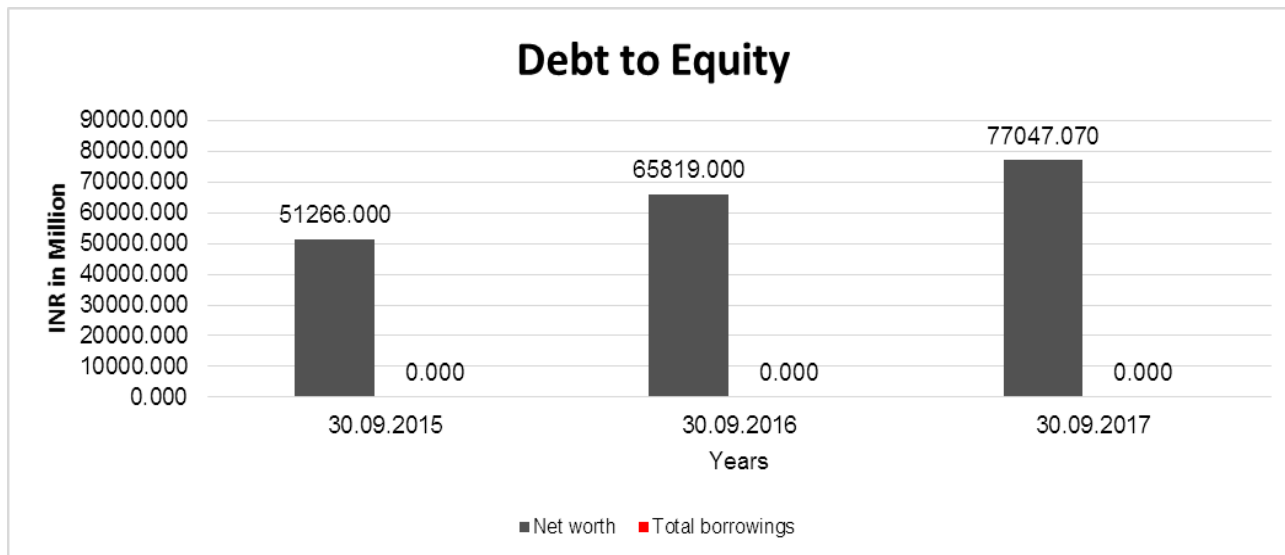
Face Value	INR 2.00/-
Market Value	INR 1254.00/-

FINANCIAL ANALYSIS
[all figures are in INR Million]

DEBT EQUITY RATIO

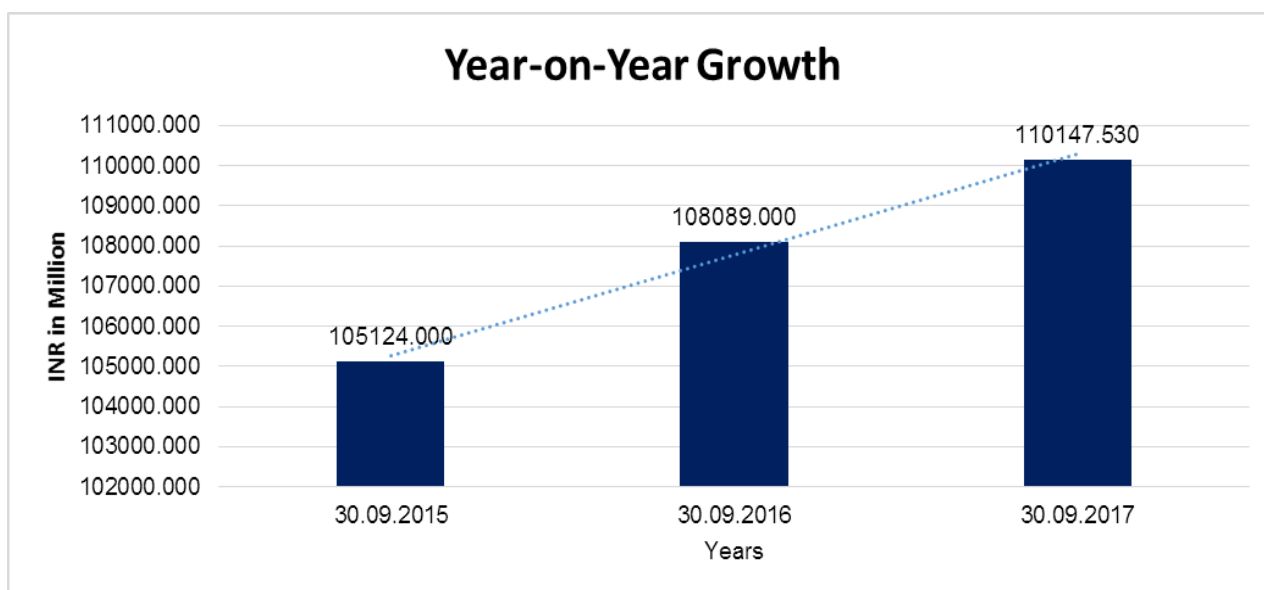
Particular	30.09.2015	30.09.2016	30.09.2017
	INR In Million	INR In Million	INR In Million
Share Capital	712.000	712.000	712.240
Reserves & Surplus	50554.000	65107.000	76334.830
Money received against share warrants	0.000	0.000	0.000
Share Application money pending allotment	0.000	0.000	0.000
Net worth	51266.000	65819.000	77047.070
long-term borrowings	0.000	0.000	0.000
Short term borrowings	0.000	0.000	0.000
Total borrowings	0.000	0.000	0.000
Debt/Equity ratio	0.000	0.000	0.000

DISCLAIMER : This Report is **PRIVATE & CONFIDENTIAL** and it is prepared at the request of and for its use by the Subscriber only. The Subscriber shall use the contents of the Report merely as an aid to its business. Mira Inform Private Limited ("MIPL") has collated information/data in the Report, which have not been verified unless otherwise specifically mentioned in the Report. The Subscriber shall independently verify the accuracy and correctness of the information/data before in any way acting upon the same. MIPL shall not be liable for any harm, injury, loss or damage caused to the Subscriber due to default by the Subscriber's debtors/beneficiaries in fulfilling their obligations of any nature whatsoever. This Report or any of its portion shall not be used as a documentary evidence or otherwise before any investigative agencies or forum of law. This Report is confidential and proprietary to MIPL. The Subscriber and/or any other person(s) may not reproduce, publish or disclose any of the contents of the Report to others without the express authorization of MIPL. This Report is prepared and issued to the Subscriber without any risk, responsibility or liability on the part of MIPL or its officials.



YEAR-ON-YEAR GROWTH

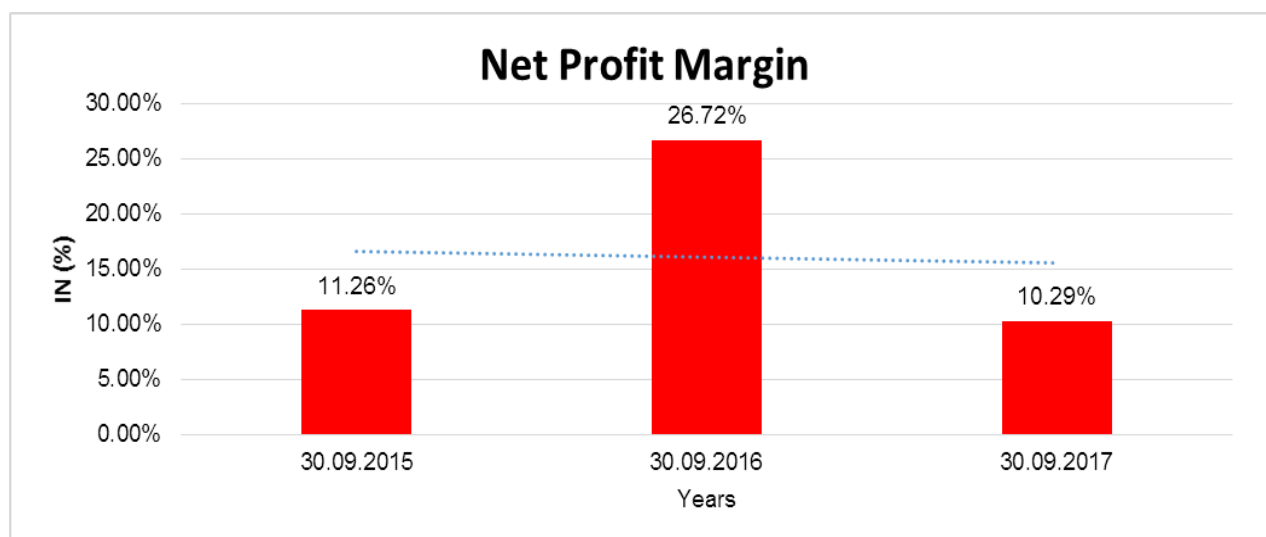
Year on Year Growth	30.09.2015	30.09.2016	30.09.2017
	INR In Million	INR In Million	INR In Million
Sales	105124.000	108089.000	110147.530
		2.820	1.904



DISCLAIMER : This Report is **PRIVATE & CONFIDENTIAL** and it is prepared at the request of and for its use by the Subscriber only. The Subscriber shall use the contents of the Report merely as an aid to its business. Mira Inform Private Limited ("MIPL") has collated information/data in the Report, which have not been verified unless otherwise specifically mentioned in the Report. The Subscriber shall independently verify the accuracy and correctness of the information/data before in any way acting upon the same. MIPL shall not be liable for any harm, injury, loss or damage caused to the Subscriber due to default by the Subscriber's debtors/beneficiaries in fulfilling their obligations of any nature whatsoever. This Report or any of its portion shall not be used as a documentary evidence or otherwise before any investigative agencies or forum of law. This Report is confidential and proprietary to MIPL. The Subscriber and/or any other person(s) may not reproduce, publish or disclose any of the contents of the Report to others without the express authorization of MIPL. This Report is prepared and issued to the Subscriber without any risk, responsibility or liability on the part of MIPL or its officials.

NET PROFIT MARGIN

Net Profit Margin	30.09.2015	30.09.2016	30.09.2017
	INR In Million	INR In Million	INR In Million
Sales	105124.000	108089.000	110147.530
Profit	11833.000	28880.000	11335.750
	11.26%	26.72%	10.29%



ABRIDGED BALANCE SHEET (CONSOLIDATED)

SOURCES OF FUNDS		30.09.2017	30.09.2016
I. EQUITY AND LIABILITIES			
(1) Shareholders' Funds			
(a) Share Capital		712.240	712.000
(b) Reserves & Surplus		76194.150	64875.000
(c) Money received against share warrants		0.000	0.000
(d) Minority Interest		0.000	0.000
Total Shareholders' Funds (1) + (2)		76906.390	65587.000
(3) Non-Current Liabilities			
(a) long-term borrowings		0.000	0.000
(b) Deferred tax liabilities (Net)		0.000	0.000
(c) Other long term liabilities		553.870	525.000
(d) long-term provisions		2028.020	2018.000
(e) Trade Payables		40.780	0.000
Total Non-current Liabilities (3)		2622.670	2543.000

DISCLAIMER : This Report is **PRIVATE & CONFIDENTIAL** and it is prepared at the request of and for its use by the Subscriber only. The Subscriber shall use the contents of the Report merely as an aid to its business. Mira Inform Private Limited ("MIPL") has collated information/data in the Report, which have not been verified unless otherwise specifically mentioned in the Report. The Subscriber shall independently verify the accuracy and correctness of the information/data before in any way acting upon the same. MIPL shall not be liable for any harm, injury, loss or damage caused to the Subscriber due to default by the Subscriber's debtors/beneficiaries in fulfilling their obligations of any nature whatsoever. This Report or any of its portion shall not be used as a documentary evidence or otherwise before any investigative agencies or forum of law. This Report is confidential and proprietary to MIPL. The Subscriber and/or any other person(s) may not reproduce, publish or disclose any of the contents of the Report to others without the express authorization of MIPL. This Report is prepared and issued to the Subscriber without any risk, responsibility or liability on the part of MIPL or its officials.

(4) Current Liabilities			
(a) Short term borrowings		0.000	252.000
(b) Trade payables		26640.160	22006.000
(c) Other current liabilities		16970.740	11264.000
(d) Short-term provisions		8242.060	16018.000
Total Current Liabilities (4)		51852.960	49540.000
TOTAL		131382.020	117670.000
II. ASSETS			
(1) Non-current assets			
(a) Fixed Assets			
(i) Tangible assets		12234.370	11918.000
(ii) Intangible Assets		54.500	69.000
(iii) Capital work-in-progress		1429.610	791.000
(iv) Goodwill on consolidation		0.000	211.000
(v) Intangible assets under development		282.000	0.000
(b) Non-current Investments		0.000	1097.000
(c) Deferred tax assets (net)		2481.520	3253.000
(d) Long-term Loan and Advances		2482.900	7722.000
(e) Other Non-current assets		8997.610	1175.000
(f) Trade receivables		582.360	0.000
Total Non-Current Assets		28544.870	26236.000
(2) Current assets			
(a) Current investments		0.000	0.000
(b) Inventories		10214.220	10108.000
(c) Trade receivables		34303.660	30388.000
(d) Cash and cash equivalents		40747.470	35102.000
(e) Short-term loans and advances		3583.100	7856.000
(f) Other current assets		13988.700	7980.000
Total Current Assets		102837.150	91434.000
TOTAL		131382.020	117670.000

PROFIT & LOSS ACCOUNT (CONSOLIDATED)

	PARTICULARS	30.09.2017	30.09.2016
	SALES		
	Income	110646.760	108358.000
	Other Income	2531.780	1636.000
	TOTAL	113178.540	109994.000
Less	EXPENSES		
	Cost of Materials Consumed	53385.490	27023.000

DISCLAIMER : This Report is **PRIVATE & CONFIDENTIAL** and it is prepared at the request of and for its use by the Subscriber only. The Subscriber shall use the contents of the Report merely as an aid to its business. Mira Inform Private Limited ("MIPL") has collated information/data in the Report, which have not been verified unless otherwise specifically mentioned in the Report. The Subscriber shall independently verify the accuracy and correctness of the information/data before in any way acting upon the same. MIPL shall not be liable for any harm, injury, loss or damage caused to the Subscriber due to default by the Subscriber's debtors/beneficiaries in fulfilling their obligations of any nature whatsoever. This Report or any of its portion shall not be used as a documentary evidence or otherwise before any investigative agencies or forum of law. This Report is confidential and proprietary to MIPL. The Subscriber and/or any other person(s) may not reproduce, publish or disclose any of the contents of the Report to others without the express authorization of MIPL. This Report is prepared and issued to the Subscriber without any risk, responsibility or liability on the part of MIPL or its officials.

	Purchases of Stock-in-Trade		19596.300	28093.000
	Changes in inventories of finished goods, work-in-progress and Stock-in-Trade		823.420	(1616.000)
	Project bought outs and other direct costs		0.000	18424.000
	Employees benefits expense		14023.700	14627.000
	Other expenses		12278.420	12106.000
	Exceptional Items		(5674.760)	(29923.000)
	TOTAL		94432.570	68734.000
	PROFIT/ (LOSS) BEFORE INTEREST, TAX, DEPRECIATION AND AMORTISATION		18745.970	41260.000
Less	FINANCIAL EXPENSES		78.730	79.000
	PROFIT / (LOSS) BEFORE TAX, DEPRECIATION AND AMORTISATION		18667.240	41181.000
Less/ Add	DEPRECIATION/ AMORTISATION		1977.680	2347.000
	PROFIT/ (LOSS) BEFORE TAX		16689.560	38834.000
Less	TAX		5322.530	10097.000
	PROFIT/ (LOSS) AFTER TAX		11367.030	28737.000
	Earnings Per Share (INR)			
		Basic	19.89	16.28
		Diluted	31.92	80.69

LEGAL CASES

Case Details							
Bench:- Bombay							
Presentation Date:- 22/03/2016							
Lodging No. :	ITXAL/355/2016	Failing Date:-	22/03/2016	Reg. No.:-	ITXA/1274/2016	Reg. Date:-	21/07/2016
Petitioner:-	PR. COMMISSIONER OF INCOME TAX - 8		Respondent:-	SIEMENS LIMITED-			
Petn.Adv:-	SURESH KUMAR (I2100)		Resp. Adv.:	PDS LEGAL (0)			
District:-	MUMBAI						
Bench:-	DIVISION		Category:-	TAX APPEALS			

DISCLAIMER : This Report is **PRIVATE & CONFIDENTIAL** and it is prepared at the request of and for its use by the Subscriber only. The Subscriber shall use the contents of the Report merely as an aid to its business. Mira Inform Private Limited ("MIPL") has collated information/data in the Report, which have not been verified unless otherwise specifically mentioned in the Report. The Subscriber shall independently verify the accuracy and correctness of the information/data before in any way acting upon the same. MIPL shall not be liable for any harm, injury, loss or damage caused to the Subscriber due to default by the Subscriber's debtors/beneficiaries in fulfilling their obligations of any nature whatsoever. This Report or any of its portion shall not be used as a documentary evidence or otherwise before any investigative agencies or forum of law. This Report is confidential and proprietary to MIPL. The Subscriber and/or any other person(s) may not reproduce, publish or disclose any of the contents of the Report to others without the express authorization of MIPL. This Report is prepared and issued to the Subscriber without any risk, responsibility or liability on the part of MIPL or its officials.

SIEMENS LIMITED - 484224 02-JAN-2018.HTM

PAGE NO. : 32

Status:-	Pre-Admission	Stage:-	FOR ADMISSION – FRESH
Next Date:-	18/01/2018		
Coram:-	ACCORDING TO SITTING LIST ACCORDING TO SITTING LIST		
Act. :	Income Tax Act,1961		Under Section 260A

Case Details							
Bench:- Bombay							
Presentation Date:- 07/072017							
Lodging No. :	CEXAL/82/2017	Failing Date:-	07/07/2017	Reg. No.:-	CEXA/198/2017	Reg. Date:-	01/08/2017
Petitioner:-	PRINCIPAL COMMISSIONER OF CGST AND CENTRAL EXCISE-		Respondent:-	SIEMENS LIMITED			
Petn.Adv:-	RUJU R. THAKKER (I9588)		Resp. Adv.:	PDS LEGAL (826)			
District:-	MUMBAI						
Bench:-	DIVISION		Category:-	CENTRAL EXCISE APPEAL (CEXA)			
Status:-	Pre-Admission		Stage:-	FOR ADMMISSION			
Next Date:-	20/12/2017						
Coram:-	HON'BLE SHRI JUSTICE M.S. SANKLECHA HON'BLE SHRI JUSTICE R. I. CHAGLA						
Last Date :	24/11/2017		Stage:-	FOR ADMMISSION - FRESH			
Last Coram:-	HON'BLE SHRI JUSTICE A.S. OKA HON'BLE SHRI JUSTICE A. K. MENON						
Act. :	Central Excise and Salt Act						

LOCAL AGENCY FURTHER INFORMATION

Sr. No.	Check list by info agents	Available in Report (Yes/No)
1	Year of establishment	Yes
2	Constitution of the entity -Incorporation details	Yes
3	Locality of the entity	Yes
4	Premises details	--
5	Buyer visit details	No
6	Contact numbers	Yes
7	Name of the person contacted	No

DISCLAIMER : This Report is **PRIVATE & CONFIDENTIAL** and it is prepared at the request of and for its use by the Subscriber only. The Subscriber shall use the contents of the Report merely as an aid to its business. Mira Inform Private Limited ("MIPL") has collated information/data in the Report, which have not been verified unless otherwise specifically mentioned in the Report. The Subscriber shall independently verify the accuracy and correctness of the information/data before in any way acting upon the same. MIPL shall not be liable for any harm, injury, loss or damage caused to the Subscriber due to default by the Subscriber's debtors/beneficiaries in fulfilling their obligations of any nature whatsoever. This Report or any of its portion shall not be used as a documentary evidence or otherwise before any investigative agencies or forum of law. This Report is confidential and proprietary to MIPL. The Subscriber and/or any other person(s) may not reproduce, publish or disclose any of the contents of the Report to others without the express authorization of MIPL. This Report is prepared and issued to the Subscriber without any risk, responsibility or liability on the part of MIPL or its officials.

8	Designation of contact person	No
9	Promoter's background	Yes
10	Date of Birth of Proprietor / Partners / Directors	Yes
11	Pan Card No. of Proprietor / Partners	No
12	Voter Id Card No. of Proprietor / Partners	No
13	Type of business	Yes
14	Line of Business	Yes
15	Export/import details (if applicable)	No
16	No. of employees	Yes
17	Details of sister concerns	Yes
18	Major suppliers	No
19	Major customers	No
20	Banking Details	Yes
21	Banking facility details	No
22	Conduct of the banking account	--
23	Financials, if provided	Yes
24	Capital in the business	Yes
25	Last accounts filed at ROC, if applicable	Yes
26	Turnover of firm for last three years	Yes
27	Reasons for variation <> 20%	--
28	Estimation for coming financial year	No
29	Profitability for last three years	Yes
30	Major shareholders, if available	Yes
31	External Agency Rating, if available	Yes
32	Litigations that the firm/promoter involved in	Yes
33	Market information	--
34	Payments terms	No
35	Negative Reporting by Auditors in the Annual Report	No

INDEX OF CHARGE:

Charges Registered								
SN o	SRN	Charge Id	Charge Holder Name	Date of Creation	Date of Modification	Date of Satisfaction	Amount	Address
1	G44978898	90229627	HDFC BANK LIMITED	01/12/2000	25/05/2017	-	756000000.0	HDFC BANK HOUSE SENAPATI BAPAT MARGLOWER PAREL West Mumbai MAHARASHTR

DISCLAIMER : This Report is **PRIVATE & CONFIDENTIAL** and it is prepared at the request of and for its use by the Subscriber only. The Subscriber shall use the contents of the Report merely as an aid to its business. Mira Inform Private Limited ("MIPL") has collated information/data in the Report, which have not been verified unless otherwise specifically mentioned in the Report. The Subscriber shall independently verify the accuracy and correctness of the information/data before in any way acting upon the same. MIPL shall not be liable for any harm, injury, loss or damage caused to the Subscriber due to default by the Subscriber's debtors/beneficiaries in fulfilling their obligations of any nature whatsoever. This Report or any of its portion shall not be used as a documentary evidence or otherwise before any investigative agencies or forum of law. This Report is confidential and proprietary to MIPL. The Subscriber and/or any other person(s) may not reproduce, publish or disclose any of the contents of the Report to others without the express authorization of MIPL. This Report is prepared and issued to the Subscriber without any risk, responsibility or liability on the part of MIPL or its officials.

								A 400013 INDIA
2	Y101934 41	901037 49	BANK OF BARODA	04/09/20 00	11/10/200 1	-	40000000. 0	R.C. DUTT ROADALKAPU RI BRANCH BARODA GUJARAT INDIA
3	Y103301 12	902273 21	AMERICAN EXPRESS BANK LTD	26/12/19 72	-	-	127500000 .0	364 DADABHAI NAOMJI ROAD BOMBAY MAHARASHTR A 400001 INDIA
4	B634998 91	902836 12	STATE BANAKOF INDIA	10/03/19 95	01/12/200 5	04/12/201 2	309000000 .0	INDUSTRIAL FINANCE BRANCH CHENNAI CHENNAI TAMILNADU 600002 INDIA
5	B634987 37	902843 16	STATE BANK OF INDIA	14/09/20 04	14/09/200 4	04/12/201 2	103500000 .0	INDUSTRIAL FINANCE BRANCH CHENNAI CHENNAI TAMILNADU 600002 INDIA
6	B581975 67	902829 98	PUNJAB NATIONAL BANK	30/06/19 98	-	14/09/201 2	3300000.0	TEYNAMPET BRANCHELDA MS ROAD CHENNAI TAMILNADU INDIA
7	B572414 24	902822 64	PUNJAB NATIONAL BANK	25/04/20 00	-	05/09/201 2	1750000.0	TEYNAMPET BRANCHELDA MS ROAD CHENNAI TAMILNADU INDIA
8	B581954 54	902821 46	SMALL INDUSTRIES DEVELOPM ENT BANK OF INDIA	17/06/19 98	-	31/08/201 2	7500000.0	10/10MADAN MOHAN MALVIYA MARG LUCKNOW UTTAR PRADESH 226001 INDIA
9	B572317 30	902841 06	STATE BANK OF MYSORE	11/01/20 02	19/08/200 9	17/08/201 2	9000000.0	67 CP RAMASWAMY ROAD

								ABHIRAMAPU RAM CHENNAI TAMILNADU 600018IN
10	B572341 22	902831 01	STATE BANK OF MYSORE	21/11/20 00	-	17/08/201 2	2000000.0	ABHIRAMAPU RAM BRANCH CHENNAI TAMILNADU 600018 INDIA

CONTINGENT LIABILITIES (TO THE EXTENT NOT PROVIDED FOR)

(INR In Million)

Particulars	30.09.2017	30.09.2016
Income tax (excluding interest)	NA	4201.000
Excise, service tax and sales tax liabilities, under dispute	NA	7360.000
Customs liabilities, under dispute	NA	120.000
Claims against the Company not acknowledged as debts	NA	366.000

FIXED ASSETS:

Tangible assets

- Freehold land
- Buildings
- Plant and equipment's
- Furniture and furniture
- Office equipment
- Vehicle

Intangible assets

- Technical knowhow
- Software

CMT REPORT (Corruption, Money Laundering & Terrorism]

The Public Notice information has been collected from various sources including but not limited to: **The Courts, India Prisons Service, Interpol, etc.**

1] INFORMATION ON DESIGNATED PARTY

No records exist designating subject or any of its beneficial owners, controlling shareholders or senior officers as terrorist or terrorist organization or whom notice had been received that all financial

DISCLAIMER : This Report is **PRIVATE & CONFIDENTIAL** and it is prepared at the request of and for its use by the Subscriber only. The Subscriber shall use the contents of the Report merely as an aid to its business. Mira Inform Private Limited ("MIPL") has collated information/data in the Report, which have not been verified unless otherwise specifically mentioned in the Report. The Subscriber shall independently verify the accuracy and correctness of the information/data before in any way acting upon the same. MIPL shall not be liable for any harm, injury, loss or damage caused to the Subscriber due to default by the Subscriber's debtors/beneficiaries in fulfilling their obligations of any nature whatsoever. This Report or any of its portion shall not be used as a documentary evidence or otherwise before any investigative agencies or forum of law. This Report is confidential and proprietary to MIPL. The Subscriber and/or any other person(s) may not reproduce, publish or disclose any of the contents of the Report to others without the express authorization of MIPL. This Report is prepared and issued to the Subscriber without any risk, responsibility or liability on the part of MIPL or its officials.

transactions involving their assets have been blocked or convicted, found guilty or against whom a judgement or order had been entered in a proceedings for violating money-laundering, anti-corruption or bribery or international economic or anti-terrorism sanction laws or whose assets were seized, blocked, frozen or ordered forfeited for violation of money laundering or international anti-terrorism laws.

2] Court Declaration :

No records exist to suggest that subject is or was the subject of any formal or informal allegations, prosecutions or other official proceeding for making any prohibited payments or other improper payments to government officials for engaging in prohibited transactions or with designated parties.

3] Asset Declaration :

No records exist to suggest that the property or assets of the subject are derived from criminal conduct or a prohibited transaction.

4] Record on Financial Crime :

Charges or conviction registered against subject: **None**

5] Records on Violation of Anti-Corruption Laws :

Charges or investigation registered against subject: **None**

6] Records on Int'l Anti-Money Laundering Laws/Standards :

Charges or investigation registered against subject: **None**

7] Criminal Records

No available information exist that suggest that subject or any of its principals have been formally charged or convicted by a competent governmental authority for any financial crime or under any formal investigation by a competent government authority for any violation of anti-corruption laws or international anti-money laundering laws or standard.

8] Affiliation with Government :

No record exists to suggest that any director or indirect owners, controlling shareholders, director, officer or employee of the company is a government official or a family member or close business associate of a Government official.

9] Compensation Package :

Our market survey revealed that the amount of compensation sought by the subject is fair and reasonable and comparable to compensation paid to others for similar services.

10] Press Report :

No press reports / filings exists on the subject.

CORPORATE GOVERNANCE

MIRA INFORM as part of its Due Diligence do provide comments on Corporate Governance to identify management and governance. These factors often have been predictive and in some cases have created vulnerabilities to credit deterioration.

Our Governance Assessment focuses principally on the interactions between a company's management, its Board of Directors, Shareholders and other financial stakeholders.

DISCLAIMER : This Report is **PRIVATE & CONFIDENTIAL** and it is prepared at the request of and for its use by the Subscriber only. The Subscriber shall use the contents of the Report merely as an aid to its business. Mira Inform Private Limited ("MIPL") has collated information/data in the Report, which have not been verified unless otherwise specifically mentioned in the Report. The Subscriber shall independently verify the accuracy and correctness of the information/data before in any way acting upon the same. MIPL shall not be liable for any harm, injury, loss or damage caused to the Subscriber due to default by the Subscriber's debtors/beneficiaries in fulfilling their obligations of any nature whatsoever. This Report or any of its portion shall not be used as a documentary evidence or otherwise before any investigative agencies or forum of law. This Report is confidential and proprietary to MIPL. The Subscriber and/or any other person(s) may not reproduce, publish or disclose any of the contents of the Report to others without the express authorization of MIPL. This Report is prepared and issued to the Subscriber without any risk, responsibility or liability on the part of MIPL or its officials.

CONTRAVENTION

Subject is not known to have contravened any existing local laws, regulations or policies that prohibit, restrict or otherwise affect the terms and conditions that could be included in the agreement with the subject.

FOREIGN EXCHANGE RATES

Currency	Unit	INR
US Dollar	1	INR 63.66
UK Pound	1	INR 85.89
Euro	1	INR 76.41

INFORMATION DETAILS

Analysis Done by :	PRA
Report Prepared by :	SUD

SCORE FACTORS

DEMERIT POINTS		
--BANK CHARGES	YES/NO	NO
--LITIGATION	YES/NO	YES
--OTHER ADVERSE INFORMATION	YES/NO	NO
MERIT POINTS		
--SOLE DISTRIBUTORSHIP	YES/NO	NO
--EXPORT ACTIVITIES	YES/NO	NO
--AFFILIATION	YES/NO	YES
--LISTED	YES/NO	YES
--OTHER MERIT FACTORS	YES/NO	YES

RATING EXPLANATIONS

Credit Rating	Explanation	Rating Comments
A++	Minimum Risk	Business dealings permissible with minimum risk of default
A+	Low Risk	Business dealings permissible with low risk of default
A	Acceptable Risk	Business dealings permissible with moderate risk of default
B	Medium Risk	Business dealings permissible on a regular monitoring basis
C	Medium High Risk	Business dealings permissible preferably on secured basis
D	High Risk	Business dealing not recommended or on secured terms only
NB	New Business	No recommendation can be done due to business in infancy stage
NT	No Trace	No recommendation can be done as the business is not traceable

NB is stated where there is insufficient information to facilitate rating. However, it is not to be considered as unfavourable.

This score serves as a reference to assess SC's credit risk and to set the amount of credit to be extended. It is calculated from a composite of weighted scores obtained from each of the major sections of this report. The assessed factors are as follows:

- Financial condition covering various ratios
- Company background and operations size
- Promoters / Management background
- Payment record
- Litigation against the subject
- Industry scenario / competitor analysis
- Supplier / Customer / Banker review (wherever available)

PRIVATE & CONFIDENTIAL : This information is provided to you at your request, you having employed MIPL for such purpose. You will use the information as aid only in determining the propriety of giving credit and generally as an aid to your business and for no other purpose. You will hold the information in strict confidence, and shall not reveal it or make it known to the subject persons, firms or corporations or to any other. MIPL does not warrant the correctness of the information as you hold it free of any liability whatsoever. You will be liable to and indemnify MIPL for any loss, damage or expense, occasioned by your breach or non observance of any one, or more of these conditions

This report is issued at your request without any risk and responsibility on the part of MIRA INFORM PRIVATE LIMITED (MIPL) or its officials.

DISCLAIMER : This Report is **PRIVATE & CONFIDENTIAL** and it is prepared at the request of and for its use by the Subscriber only. The Subscriber shall use the contents of the Report merely as an aid to its business. Mira Inform Private Limited ("MIPL") has collated information/data in the Report, which have not been verified unless otherwise specifically mentioned in the Report. The Subscriber shall independently verify the accuracy and correctness of the information/data before in any way acting upon the same. MIPL shall not be liable for any harm, injury, loss or damage caused to the Subscriber due to default by the Subscriber's debtors/beneficiaries in fulfilling their obligations of any nature whatsoever. This Report or any of its portion shall not be used as a documentary evidence or otherwise before any investigative agencies or forum of law. This Report is confidential and proprietary to MIPL. The Subscriber and/or any other person(s) may not reproduce, publish or disclose any of the contents of the Report to others without the express authorization of MIPL. This Report is prepared and issued to the Subscriber without any risk, responsibility or liability on the part of MIPL or its officials.