

## MIRA INFORM REPORT

Report No. :	484137
Report Date :	04.01.2018

### IDENTIFICATION DETAILS

Name :	KANYAKA PARAMESHWARI ENGINEERING LIMITED
Formerly known as:	KANYAKA PARAMESHWARI ENGINEERING PRIVATE LIMITED
Registered Office :	Flat No 321,Manjeera Majestic Commercial, JNTU, Hi-Tech City Road, KPHB, Hyderabad-500072, Telangana
Tel. No.:	91-40-65795380
Country :	India
Financials (as on) :	31.03.2017
Date of Incorporation :	07.02.1983
Com. Reg. No.:	36-003795
Capital Investment / Paid-up Capital :	INR 15.000 Million
CIN No.:[Company Identification No.]	U74210TG1983PLC003795
IEC No.:	Not Applicable (As informed by the management that firm does not have export and import)
TAN No.:[Tax Deduction & Collection Account No.]	Not Available
PAN No.:	AAACK8360N

**DISCLAIMER :** This Report is **PRIVATE & CONFIDENTIAL** and it is prepared at the request of and for its use by the Subscriber only. The Subscriber shall use the contents of the Report merely as an aid to its business. Mira Inform Private Limited ("MIPL") has collated information/data in the Report, which have not been verified unless otherwise specifically mentioned in the Report. The Subscriber shall independently verify the accuracy and correctness of the information/data before in any way acting upon the same. MIPL shall not be liable for any harm, injury, loss or damage caused to the Subscriber due to default by the Subscriber's debtors/beneficiaries in fulfilling their obligations of any nature whatsoever. This Report or any of its portion shall not be used as a documentary evidence or otherwise before any investigative agencies or forum of law. This Report is confidential and proprietary to MIPL. The Subscriber and/or any other person(s) may not reproduce, publish or disclose any of the contents of the Report to others without the express authorization of MIPL. This Report is prepared and issued to the Subscriber without any risk, responsibility or liability on the part of MIPL or its officials.

[Permanent Account No.]	
GST No.:	Not Divulged
Legal Form :	Private Limited Liability Company
Line of Business :	<ul style="list-style-type: none"> <li>• Manufacturer of Conventional Transformers, Distribution Transformers, Single Phase Transformers. [Confirmed by Management]</li> <li>• Manufacturing and Selling of Distribution Transformers, Electrical Turnkey Contractors for Transmission Lines and Sub-Station, etc. [Registered activity]</li> </ul>
No. of Employees :	100 (Approximately)

**RATING & COMMENTS**

(Mira Inform has adopted New Rating mechanism w.e.f. 23<sup>rd</sup> January 2017)

**MIRA's Rating :** A

Credit Rating	Explanation	Rating Comments
A	Acceptable Risk	Business dealings permissible with moderate risk of default

Maximum Credit Limit :	USD 737400
Status :	Good
Payment Behaviour :	Usually Correct
Litigation :	Clear
Comments :	<p>Kanayaka Parameshwari Engineering Limited was incorporated in the year 1983.</p> <p>It is a manufacturer of Conventional Transformer, Distribution Transformer and Single Phase Transformer.</p> <p>For the financial year 2017, the company has reported decline in its revenue as compared to previous year but has managed to maintain average profit margin of 5.26%.</p> <p>The sound financial profit of the company is marked by adequate networth base along with negligible debt level.</p> <p>The rating takes into consideration the subject's long track record of business operations along with extensive experience of its promoters.</p>

	<p>However, rating strengths are partially offset by unfavourable gap between trade payables and trade receivables.</p> <p>Business is active. Payments are reported to be usually correct.</p> <p>In view of aforesaid, the company can be considered for business dealing at usual trade terms and conditions.</p>
--	--

**NOTES :**

Any query related to this report can be made on e-mail : [infodept@mirainform.com](mailto:infodept@mirainform.com) while quoting report number, name and date.

**ECGC Country Risk Classification List**

Country Name	Previous Rating (30.06.2017)	Current Rating (30.09.2017)
India	A1	A1

Risk Category	ECGC Classification
Insignificant	A1
Low Risk	A2
Moderately Low Risk	B1
Moderate Risk	B2
Moderately High Risk	C1
High Risk	C2
Very High Risk	D

**EXTERNAL AGENCY RATING**

<b>Rating Agency Name</b>	CARE
<b>Rating</b>	Long Term Bank Facilities = BBB
<b>Rating Explanation</b>	Moderate degree of safety and moderate credit risk
<b>Date</b>	03.11.2017

<b>Rating Agency Name</b>	CARE
<b>Rating</b>	Short Term Bank Facilities = A3+
<b>Rating Explanation</b>	Moderate degree of safety and higher credit risk
<b>Date</b>	03.11.2017

**RBI DEFAULTERS' LIST STATUS**

Subject's name is not enlisted as a defaulter in the publicly available RBI Defaulters' list.

**DISCLAIMER :** This Report is **PRIVATE & CONFIDENTIAL** and it is prepared at the request of and for its use by the Subscriber only. The Subscriber shall use the contents of the Report merely as an aid to its business. Mira Inform Private Limited ("MIPL") has collated information/data in the Report, which have not been verified unless otherwise specifically mentioned in the Report. The Subscriber shall independently verify the accuracy and correctness of the information/data before in any way acting upon the same. MIPL shall not be liable for any harm, injury, loss or damage caused to the Subscriber due to default by the Subscriber's debtors/beneficiaries in fulfilling their obligations of any nature whatsoever. This Report or any of its portion shall not be used as a documentary evidence or otherwise before any investigative agencies or forum of law. This Report is confidential and proprietary to MIPL. The Subscriber and/or any other person(s) may not reproduce, publish or disclose any of the contents of the Report to others without the express authorization of MIPL. This Report is prepared and issued to the Subscriber without any risk, responsibility or liability on the part of MIPL or its officials.

**EPF (Employee Provident Fund) DEFAULTERS' LIST STATUS**

Subject's name is not enlisted as a defaulter in the publicly available EPF (Employee Provident Fund) Defaulters' list as of 31-03-2016.

**BIFR (Board for Industrial & Financial Reconstruction) LISTING STATUS**

Subject's name is not listed as a Sick Unit in the publicly available BIFR (Board for Industrial & Financial Reconstruction) list as of 04.01.2018

**IBBI (Insolvency and Bankruptcy Board of India) LISTING STATUS**

Subject's name is not listed in the publicly available IBBI (Insolvency and Bankruptcy Board of India) list as of report date.

**INFORMATION PARTED BY [GENERAL DETAILS]**

<b>Name :</b>	Mr. Srinivas
<b>Designation :</b>	Accounts Manager
<b>Contact No.:</b>	91-40-65795380
<b>Date :</b>	03.01.2018

**LOCATIONS**

<b>Registered Office :</b>	Flat No 321, Manjeera Majestic Commercial, JNTU, Hi-Tech City Road, KPHB, Hyderabad-500072, Telangana, India
<b>Tel. No.:</b>	91-40-65795380/ 67231920/ 67231930
<b>Mobile No.:</b>	91-9848011212 [Mr. Srinivas]
<b>Fax No.:</b>	91-40-40123113
<b>E-Mail :</b>	<a href="mailto:sales@kanyaka.in">sales@kanyaka.in</a> <a href="mailto:info@kanyaka.in">info@kanyaka.in</a>
<b>Website :</b>	<a href="http://www.kanyaka.in">www.kanyaka.in</a>
<b>Factory:</b>	Survey No. 773, Opposite Ganesh Mandir, Rurdraram, Tq. Ranga Reddy, Medak District, Telangana, India

**DIRECTORS**

**AS ON: 31.03.2017**

<b>Name :</b>	Mr. Gampa Ashok Kumar
<b>Designation :</b>	Director
<b>Address :</b>	6-3-712/127, Bansilal Bag, Coly Punjagutta, Hyderabad-500004, Andhra

**DISCLAIMER :** This Report is **PRIVATE & CONFIDENTIAL** and it is prepared at the request of and for its use by the Subscriber only. The Subscriber shall use the contents of the Report merely as an aid to its business. Mira Inform Private Limited ("MIPL") has collated information/data in the Report, which have not been verified unless otherwise specifically mentioned in the Report. The Subscriber shall independently verify the accuracy and correctness of the information/data before in any way acting upon the same. MIPL shall not be liable for any harm, injury, loss or damage caused to the Subscriber due to default by the Subscriber's debtors/beneficiaries in fulfilling their obligations of any nature whatsoever. This Report or any of its portion shall not be used as a documentary evidence or otherwise before any investigative agencies or forum of law. This Report is confidential and proprietary to MIPL. The Subscriber and/or any other person(s) may not reproduce, publish or disclose any of the contents of the Report to others without the express authorization of MIPL. This Report is prepared and issued to the Subscriber without any risk, responsibility or liability on the part of MIPL or its officials.

**KANYAKA PARAMESHWARI ENGINEERING LIMITED - 484137 04-JAN-2018.HTM PAGE NO. : 1**

	Pradesh, India
<b>Date of Appointment :</b>	07.02.1983
<b>DIN No.:</b>	01669123
<b>Other Directorship :</b>	
<b>CIN/FCRN</b>	<b>Company Name</b>
U18209TG1998PTC030693	KANYAKA ELECTRICALS AND ENGINEERING PRIVATE LIMITED
U21012TG1987PLC007471	GAMPA ALCOATS LIMITED
U55101KA2005PTC037079	EAGLEBURG INDIA PRIVATE LIMITED
<b>Begin Date</b>	
	16/12/1998
	15/06/1987
	29/09/2007
<b>Name :</b>	Mr. Lakshmikanth Gampa
<b>Designation :</b>	Director
<b>Address :</b>	6-3-712/127, Panjagutta Colony, Hyderabad-500013, Andhra Pradesh, India
<b>Date of Appointment :</b>	01.02.2012
<b>DIN No.:</b>	01858082
<b>Other Directorship :</b>	
<b>CIN/FCRN</b>	<b>Company Name</b>
U18209TG1998PTC030693	KANYAKA ELECTRICALS AND ENGINEERING PRIVATE LIMITED
U21012TG1987PLC007471	GAMPA ALCOATS LIMITED
U31400TG2010PTC069764	PRAN ELECTRICS PRIVATE LIMITED
<b>Begin Date</b>	
	16/12/1998
	30/03/2002
	25/10/2011
<b>Name :</b>	Mr. Santosh Kumar Gampa
<b>Designation :</b>	Director
<b>Address :</b>	6-3-712/127, Panjagutta Colony, Hyderabad-500013, Andhra Pradesh, India
<b>Date of Appointment :</b>	10.02.2002
<b>DIN No.:</b>	01858105
<b>Other Directorship :</b>	
<b>CIN/FCRN</b>	<b>Company Name</b>
U18209TG1998PTC030693	KANYAKA ELECTRICALS AND ENGINEERING PRIVATE LIMITED
U21012TG1987PLC007471	GAMPA ALCOATS LIMITED
<b>Begin Date</b>	
	16/12/1998
	30/03/2002
<b>Name :</b>	Mr. Rajeshwar Rao Gampa
<b>Designation :</b>	Managing Director
<b>Address :</b>	6-3-712/127 Bansilal Colony, Panjagutta, Hyderabad-500082, Andhra Pradesh, India
<b>Date of Appointment :</b>	07.02.1983
<b>DIN No.:</b>	02554028
<b>Other Directorship :</b>	
<b>CIN/FCRN</b>	<b>Company Name</b>
U21012TG1987PLC007471	GAMPA ALCOATS LIMITED
<b>Begin Date</b>	
	15/06/1987
<b>Name :</b>	Mr. Amarpal Gampa
<b>Designation :</b>	Wholetime Director
<b>Address :</b>	Villa No-43, Splendid Aparna Palm Meadows Kompally, KV Ranga Reddy,

**DISCLAIMER :** This Report is **PRIVATE & CONFIDENTIAL** and it is prepared at the request of and for its use by the Subscriber only. The Subscriber shall use the contents of the Report merely as an aid to its business. Mira Inform Private Limited ("MIPL") has collated information/data in the Report, which have not been verified unless otherwise specifically mentioned in the Report. The Subscriber shall independently verify the accuracy and correctness of the information/data before in any way acting upon the same. MIPL shall not be liable for any harm, injury, loss or damage caused to the Subscriber due to default by the Subscriber's debtors/beneficiaries in fulfilling their obligations of any nature whatsoever. This Report or any of its portion shall not be used as a documentary evidence or otherwise before any investigative agencies or forum of law. This Report is confidential and proprietary to MIPL. The Subscriber and/or any other person(s) may not reproduce, publish or disclose any of the contents of the Report to others without the express authorization of MIPL. This Report is prepared and issued to the Subscriber without any risk, responsibility or liability on the part of MIPL or its officials.

	Hyderabad-500014, Telangana, India	
<b>Date of Appointment :</b>	02.06.2003	
<b>DIN No.:</b>	02614332	
<b>Other Directorship :</b>		
	<b>CIN/FCRN</b>	<b>Company Name</b>
	U21012TG1987PLC007471	GAMPA ALCOATS LIMITED
	U31400TG2010PTC069764	PRAN ELECTRICS PRIVATE LIMITED
<b>Name :</b>	Mr. Trishlla Devi Gampa	
<b>Designation :</b>	Director	
<b>Address :</b>	H-No-4-8-757, Gowliguda, Afzalgunj, Hyderabad-500012, Telangana, India	
<b>Date of Appointment :</b>	02.04.2015	
<b>DIN No.:</b>	07155875	
<b>Name :</b>	Nagavalli Krishna Kumar Gampa	
<b>Designation :</b>	Director	
<b>Address :</b>	6-3-712/127, Panjagutta Colony Panjagutta, Hyderabad-500082, Telangana, India	
<b>Date of Appointment :</b>	22.04.2015	
<b>DIN No.:</b>	07155881	
<b>Name :</b>	Mr. Gampa Janaki	
<b>Designation :</b>	Director	
<b>Address :</b>	6-3-712/127, Panjagutta Colony Panjagutta, Hyderabad-500082, Telangana, India	
<b>Date of Appointment :</b>	22.04.2015	
<b>DIN No.:</b>	07164023	

**KEY EXECUTIVES**

<b>Name :</b>	Mr. Srinivas
<b>Designation :</b>	Accounts Manager

**MAJOR SHAREHOLDERS / SHAREHOLDING PATTERN**

**AS ON: 31.03.2017**

**NOTE: SHAREHOLDING DETAILS FILE ATTACHED**

**AS ON: 29.09.2017**

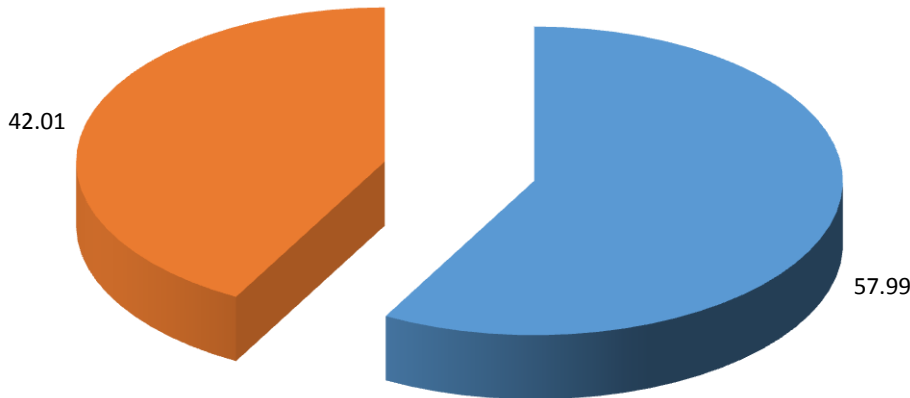
Equity Share Breakup	Percentage of Holding
<b>Category</b>	

**DISCLAIMER :** This Report is **PRIVATE & CONFIDENTIAL** and it is prepared at the request of and for its use by the Subscriber only. The Subscriber shall use the contents of the Report merely as an aid to its business. Mira Inform Private Limited ("MIPL") has collated information/data in the Report, which have not been verified unless otherwise specifically mentioned in the Report. The Subscriber shall independently verify the accuracy and correctness of the information/data before in any way acting upon the same. MIPL shall not be liable for any harm, injury, loss or damage caused to the Subscriber due to default by the Subscriber's debtors/beneficiaries in fulfilling their obligations of any nature whatsoever. This Report or any of its portion shall not be used as a documentary evidence or otherwise before any investigative agencies or forum of law. This Report is confidential and proprietary to MIPL. The Subscriber and/or any other person(s) may not reproduce, publish or disclose any of the contents of the Report to others without the express authorization of MIPL. This Report is prepared and issued to the Subscriber without any risk, responsibility or liability on the part of MIPL or its officials.

Promoters – Individual/ Hindu Undivided Family – Indian	57.99
Public/Other than promoters – Individual/ Hindu Undivided Family – Indian	42.01
<b>Total</b>	<b>100.00</b>

### Share holding pattern

- Promoters – Individual/ Hindu Undivided Family – Indian
- Public/Other than promoters – Individual/ Hindu Undivided Family – Indian



### BUSINESS DETAILS

<b>Line of Business :</b>	<ul style="list-style-type: none"> <li>• Manufacturer of Conventional Transformers, Distribution Transformers, Single Phase Transformers. [Confirmed by Management]</li> <li>• Manufacturing and Selling of Distribution Transformers, Electrical Turnkey Contractors for Transmission Lines and Sub-Station, etc. [Registered activity]</li> </ul>	
<b>Products :</b>	<b>ITC Code No.</b>	<b>Product Descriptions</b>
	99887510	Manufacture of Transformers
<b>Brand Names :</b>	Not Available	

**DISCLAIMER :** This Report is **PRIVATE & CONFIDENTIAL** and it is prepared at the request of and for its use by the Subscriber only. The Subscriber shall use the contents of the Report merely as an aid to its business. Mira Inform Private Limited ("MIPL") has collated information/data in the Report, which have not been verified unless otherwise specifically mentioned in the Report. The Subscriber shall independently verify the accuracy and correctness of the information/data before in any way acting upon the same. MIPL shall not be liable for any harm, injury, loss or damage caused to the Subscriber due to default by the Subscriber's debtors/beneficiaries in fulfilling their obligations of any nature whatsoever. This Report or any of its portion shall not be used as a documentary evidence or otherwise before any investigative agencies or forum of law. This Report is confidential and proprietary to MIPL. The Subscriber and/or any other person(s) may not reproduce, publish or disclose any of the contents of the Report to others without the express authorization of MIPL. This Report is prepared and issued to the Subscriber without any risk, responsibility or liability on the part of MIPL or its officials.

<b>Agencies Held :</b>	Not Available
<b>Exports :</b>	Not Available
<b>Imports :</b>	Not Available
<b>Terms :</b>	
<b>Selling :</b>	Cash and Cheque
<b>Purchasing :</b>	Cash and Cheque

**PRODUCTION STATUS: (AS ON: 31.03.2017)**

Particulars	Unit	Licensed Capacity	Installed Capacity	Actual Production
Electrical Distribution Transformers	Nos.	24000 Nos. (2 shifts)	20000 Nos. (2 shifts)	11622

**GENERAL INFORMATION**

<b>Suppliers :</b>	<b>Reference:</b>	Not Divulged
	<b>Name of the Person (Designation):</b>	--
	<b>Contact Number:</b>	--
	<b>Since how long known:</b>	--
	<b>Maximum limit dealt:</b>	--
	<b>Experience:</b>	--
	<b>Remark</b>	--
<b>Customers :</b>	End Users and Manufacturers	
	<b>Reference:</b>	Not Divulged
	<b>Name of the Person (Designation):</b>	--
	<b>Contact Number:</b>	--
	<b>Since how long known:</b>	--
	<b>Maximum limit dealt:</b>	--
	<b>Experience:</b>	--
<b>Remark</b>	--	
<b>No. of Employees :</b>	100 (Approximately)	
<b>Bankers :</b>	<b>Bank Name:</b>	Canara Bank
	<b>Branch:</b>	Not Divulged

**DISCLAIMER :** This Report is **PRIVATE & CONFIDENTIAL** and it is prepared at the request of and for its use by the Subscriber only. The Subscriber shall use the contents of the Report merely as an aid to its business. Mira Inform Private Limited ("MIPL") has collated information/data in the Report, which have not been verified unless otherwise specifically mentioned in the Report. The Subscriber shall independently verify the accuracy and correctness of the information/data before in any way acting upon the same. MIPL shall not be liable for any harm, injury, loss or damage caused to the Subscriber due to default by the Subscriber's debtors/beneficiaries in fulfilling their obligations of any nature whatsoever. This Report or any of its portion shall not be used as a documentary evidence or otherwise before any investigative agencies or forum of law. This Report is confidential and proprietary to MIPL. The Subscriber and/or any other person(s) may not reproduce, publish or disclose any of the contents of the Report to others without the express authorization of MIPL. This Report is prepared and issued to the Subscriber without any risk, responsibility or liability on the part of MIPL or its officials.

	<b>Person Name (with Designation):</b>	--
	<b>Contact Number:</b>	--
	<b>Name of Account Holder:</b>	--
	<b>Account Number:</b>	--
	<b>Account Since (Date/ Year of A/c Opening):</b>	--
	<b>Average Balance Maintained (Optional):</b>	--
	<b>Credit Facilities Enjoyed (CC/OD/Term Loan):</b>	--
	<b>Account Operation:</b>	--
	<b>Remarks:</b>	--

<b>Financial Institution :</b>	<ul style="list-style-type: none"> <li>Andhra Pradesh State Financial Corporation  Chirag Ali Lane, Hyderabad, Andhra Pradesh, India</li> </ul>
<b>Auditors :</b>	
<b>Name :</b>	Ramakrishna and Associates Chartered Accountants
<b>Address :</b>	Plot No. 15-A, MLA Colony, Road No. 10C Jubilee Hills, Hyderabad-500033, Telangana, India
<b>Mobile No.:</b>	91-9346296329
<b>Email :</b>	<a href="mailto:rkassociatesca@yahoo.co.in">rkassociatesca@yahoo.co.in</a>
<b>PAN No.:</b>	ACIPM5578P
<b>Memberships :</b>	Not Available
<b>Collaborators :</b>	Not Available
<b>Company in which Directors are interested :</b>	Kanyaka Electricals and Engineering Limited

**CAPITAL STRUCTURE**

**AS ON: 31.03.2017**

**Authorised Capital :**

No. of Shares	Type	Value	Amount
1500000	Equity Shares	INR 10/- each	INR 15.000 Million

**Issued, Subscribed & Paid-up Capital :**

No. of Shares	Type	Value	Amount
1500000	Equity Shares	INR 10/- each	INR 15.000 Million

**FINANCIAL DATA**  
*[all figures are in INR Million]*

**ABRIDGED BALANCE SHEET**

SOURCES OF FUNDS	31.03.2017	31.03.2016	31.03.2015
<b>I. EQUITY AND LIABILITIES</b>			
<b>(1) Shareholders' Funds</b>			
(a) Share Capital	15.000	15.000	15.000
(b) Reserves & Surplus	243.122	208.355	139.862
(c) Money received against share warrants	0.000	0.000	0.000
(2) Share Application money pending allotment	0.000	0.000	0.000
<b>Total Shareholders' Funds (1) + (2)</b>	<b>258.122</b>	<b>223.355</b>	<b>154.862</b>
<b>(3) Non-Current Liabilities</b>			
(a) Long-term borrowings	106.697	72.961	95.630
(b) Deferred tax liabilities (Net)	0.000	0.691	0.348
(c) Other long term liabilities	0.000	0.000	0.000
(d) long-term provisions	0.597	1.437	0.427
<b>Total Non-current Liabilities (3)</b>	<b>107.294</b>	<b>75.089</b>	<b>96.405</b>
<b>(4) Current Liabilities</b>			
(a) Short term borrowings	0.000	0.000	0.000
(b) Trade payables	17.784	18.375	12.794
(c) Other current liabilities	100.508	93.818	16.800
(d) Short-term provisions	0.012	0.011	0.012
<b>Total Current Liabilities (4)</b>	<b>118.304</b>	<b>112.204</b>	<b>29.606</b>
<b>TOTAL</b>	<b>483.720</b>	<b>410.648</b>	<b>280.873</b>
<b>II. ASSETS</b>			
<b>(1) Non-current assets</b>			
(a) Fixed Assets			
(i) Tangible assets	23.847	16.630	13.402
(ii) Intangible Assets	0.000	0.000	0.000
(iii) Capital work-in-progress	0.000	0.000	0.000
(iv) Intangible assets under development	0.000	0.000	0.000
(b) Non-current Investments	1.905	1.905	1.905
(c) Deferred tax assets (net)	0.000	0.000	0.000
(d) Long-term Loan and Advances	80.131	63.442	60.436
(e) Other Non-current assets	0.000	0.000	0.000
<b>Total Non-Current Assets</b>	<b>105.883</b>	<b>81.977</b>	<b>75.743</b>
<b>(2) Current assets</b>			

**DISCLAIMER :** This Report is **PRIVATE & CONFIDENTIAL** and it is prepared at the request of and for its use by the Subscriber only. The Subscriber shall use the contents of the Report merely as an aid to its business. Mira Inform Private Limited ("MIPL") has collated information/data in the Report, which have not been verified unless otherwise specifically mentioned in the Report. The Subscriber shall independently verify the accuracy and correctness of the information/data before in any way acting upon the same. MIPL shall not be liable for any harm, injury, loss or damage caused to the Subscriber due to default by the Subscriber's debtors/beneficiaries in fulfilling their obligations of any nature whatsoever. This Report or any of its portion shall not be used as a documentary evidence or otherwise before any investigative agencies or forum of law. This Report is confidential and proprietary to MIPL. The Subscriber and/or any other person(s) may not reproduce, publish or disclose any of the contents of the Report to others without the express authorization of MIPL. This Report is prepared and issued to the Subscriber without any risk, responsibility or liability on the part of MIPL or its officials.

**KANYAKA PARAMESHWARI ENGINEERING LIMITED - 484137 04-JAN-2018.HTM PAGE NO. :**

(a) Current investments	0.000	0.000	0.000
(b) Inventories	68.276	68.241	37.987
(c) Trade receivables	209.868	253.249	155.194
(d) Cash and cash equivalents	80.677	0.067	0.299
(e) Short-term loans and advances	19.016	7.114	11.650
(f) Other current assets	0.000	0.000	0.000
<b>Total Current Assets</b>	<b>377.837</b>	<b>328.671</b>	<b>205.130</b>
<b>TOTAL</b>	<b>483.720</b>	<b>410.648</b>	<b>280.873</b>

**PROFIT & LOSS ACCOUNT**

	PARTICULARS	31.03.2017	31.03.2016	31.03.2015
	<b>SALES</b>			
	Revenue from Operations	763.927	889.239	741.818
	Other Income	12.839	8.882	3.691
	<b>TOTAL</b>	<b>776.766</b>	<b>898.121</b>	<b>745.509</b>
<b>Less</b>	<b>EXPENSES</b>			
	Cost of Materials Consumed	554.510	665.147	556.170
	Changes in inventories of finished goods, work-in-progress and Stock-in-Trade	14.111	(25.546)	20.050
	Employees benefits expense	27.934	26.728	25.151
	Other expenses	90.126	96.073	37.661
	Exceptional Items	(4.422)	(0.146)	0.000
	<b>TOTAL</b>	<b>682.259</b>	<b>762.256</b>	<b>639.032</b>
	<b>PROFIT BEFORE INTEREST, TAX, DEPRECIATION AND AMORTISATION</b>	<b>94.507</b>	<b>135.865</b>	<b>106.477</b>
<b>Less</b>	<b>FINANCIAL EXPENSES</b>	<b>30.766</b>	<b>17.546</b>	<b>27.303</b>
	<b>PROFIT/ (LOSS) BEFORE TAX, DEPRECIATION AND AMORTISATION</b>	<b>63.741</b>	<b>118.319</b>	<b>79.174</b>
<b>Less/ Add</b>	<b>DEPRECIATION/ AMORTISATION</b>	<b>3.666</b>	<b>2.211</b>	<b>4.108</b>
	<b>PROFIT/ (LOSS) BEFORE TAX</b>	<b>60.075</b>	<b>116.108</b>	<b>75.066</b>
<b>Less</b>	<b>TAX</b>	<b>19.892</b>	<b>42.199</b>	<b>39.695</b>
	<b>PROFIT/ (LOSS) AFTER TAX</b>	<b>40.183</b>	<b>73.909</b>	<b>35.371</b>

**DISCLAIMER** : This Report is **PRIVATE & CONFIDENTIAL** and it is prepared at the request of and for its use by the Subscriber only. The Subscriber shall use the contents of the Report merely as an aid to its business. Mira Inform Private Limited ("MIPL") has collated information/data in the Report, which have not been verified unless otherwise specifically mentioned in the Report. The Subscriber shall independently verify the accuracy and correctness of the information/data before in any way acting upon the same. MIPL shall not be liable for any harm, injury, loss or damage caused to the Subscriber due to default by the Subscriber's debtors/beneficiaries in fulfilling their obligations of any nature whatsoever. This Report or any of its portion shall not be used as a documentary evidence or otherwise before any investigative agencies or forum of law. This Report is confidential and proprietary to MIPL. The Subscriber and/or any other person(s) may not reproduce, publish or disclose any of the contents of the Report to others without the express authorization of MIPL. This Report is prepared and issued to the Subscriber without any risk, responsibility or liability on the part of MIPL or its officials.

**KANYAKA PARAMESHWARI ENGINEERING LIMITED - 484137 04-JAN-2018.HTM PAGE NO. :**

	<b>IMPORTS</b>			
	Raw Materials	17.263	0.000	51.728
	<b>TOTAL IMPORTS</b>	<b>17.263</b>	<b>0.000</b>	<b>51.728</b>
	<b>Earnings/ (Loss) Per Share (INR)</b>	<b>26.79</b>	<b>49.27</b>	<b>23.58</b>

**CURRENT MATURITIES OF LONG TERM DEBT DETAILS**

<b>PARTICULARS</b>	<b>31.03.2017</b>	<b>31.03.2016</b>	<b>31.03.2015</b>
Current Maturities of Long term debt	NA	NA	NA
Cash generated from operations	NA	NA	NA
Net Cash from operating activities	75.976	(34.525)	52.666

**KEY RATIOS**

**EFFICIENCY RATIOS**

<b>PARTICULARS</b>	<b>31.03.2017</b>	<b>31.03.2016</b>	<b>31.03.2015</b>
Average Collection Days (Sundry Debtors / Income * 365 Days)	100.27	103.95	76.36
Account Receivables Turnover (Income / Sundry Debtors)	3.64	3.51	4.78
Average Payment Days (Sundry Creditors / Purchases * 365 Days)	11.71	10.08	8.40
Inventory Turnover (Operating Income / Inventories)	1.38	1.99	2.80
Asset Turnover (Operating Income / Net Fixed Assets)	3.96	8.17	7.94

**LEVERAGE RATIOS**

<b>PARTICULARS</b>	<b>31.03.2017</b>	<b>31.03.2016</b>	<b>31.03.2015</b>
Debt Ratio ((Borrowing + Current Liabilities) / Total Assets)	0.47	0.45	0.45
Debt Equity Ratio (Total Liability / Networth)	0.41	0.33	0.62

**DISCLAIMER :** This Report is **PRIVATE & CONFIDENTIAL** and it is prepared at the request of and for its use by the Subscriber only. The Subscriber shall use the contents of the Report merely as an aid to its business. Mira Inform Private Limited ("MIPL") has collated information/data in the Report, which have not been verified unless otherwise specifically mentioned in the Report. The Subscriber shall independently verify the accuracy and correctness of the information/data before in any way acting upon the same. MIPL shall not be liable for any harm, injury, loss or damage caused to the Subscriber due to default by the Subscriber's debtors/beneficiaries in fulfilling their obligations of any nature whatsoever. This Report or any of its portion shall not be used as a documentary evidence or otherwise before any investigative agencies or forum of law. This Report is confidential and proprietary to MIPL. The Subscriber and/or any other person(s) may not reproduce, publish or disclose any of the contents of the Report to others without the express authorization of MIPL. This Report is prepared and issued to the Subscriber without any risk, responsibility or liability on the part of MIPL or its officials.

Current Liabilities to Networth (Current Liabilities / Net Worth)	0.46	0.50	0.19
Fixed Assets to Networth (Net Fixed Assets / Networth)	0.09	0.07	0.09
Interest Coverage Ratio (PBIT / Financial Charges)	3.07	7.74	3.90

### PROFITABILITY RATIOS

PARTICULARS		31.03.2017	31.03.2016	31.03.2015
Net Profit Margin ((PAT / Sales) * 100)	%	5.26	8.31	4.77
Return on Total Assets ((PAT / Total Assets) * 100)	%	8.31	18.00	12.59
Return on Investment (ROI) ((PAT / Networth) * 100)	%	15.57	33.09	22.84

### SOLVENCY RATIOS

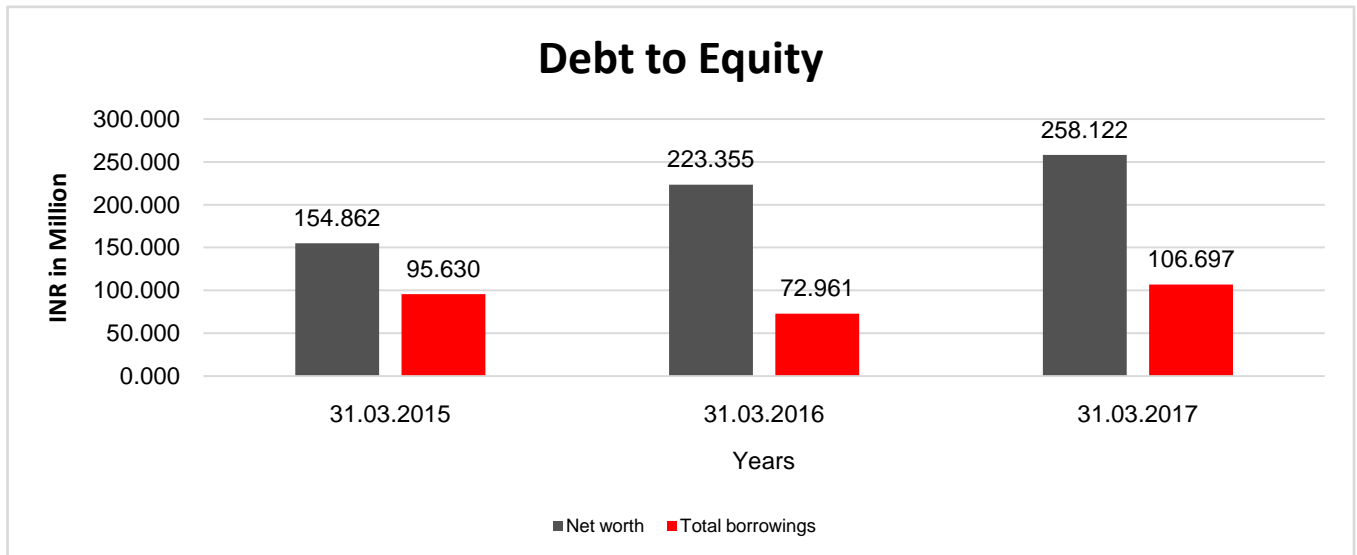
PARTICULARS		31.03.2017	31.03.2016	31.03.2015
Current Ratio (Current Assets / Current Liabilities)		3.19	2.93	6.93
Quick Ratio ((Current Assets - Inventories) / Current Liabilities)		2.62	2.32	5.65
G-Score Ratio Financial (Networth / Total Assets)		0.53	0.54	0.55
G-Score Ratio Debt (Debts / Equity Capital)		7.11	4.86	6.38
G-Score Ratio Liquidity (Total Current Assets / Total Current Liabilities)		3.19	2.93	6.93

Total Liability = Short-term Debt + Long-term Debt + Current Maturities of Long-term debts

**FINANCIAL ANALYSIS**  
*[all figures are in INR Million]*

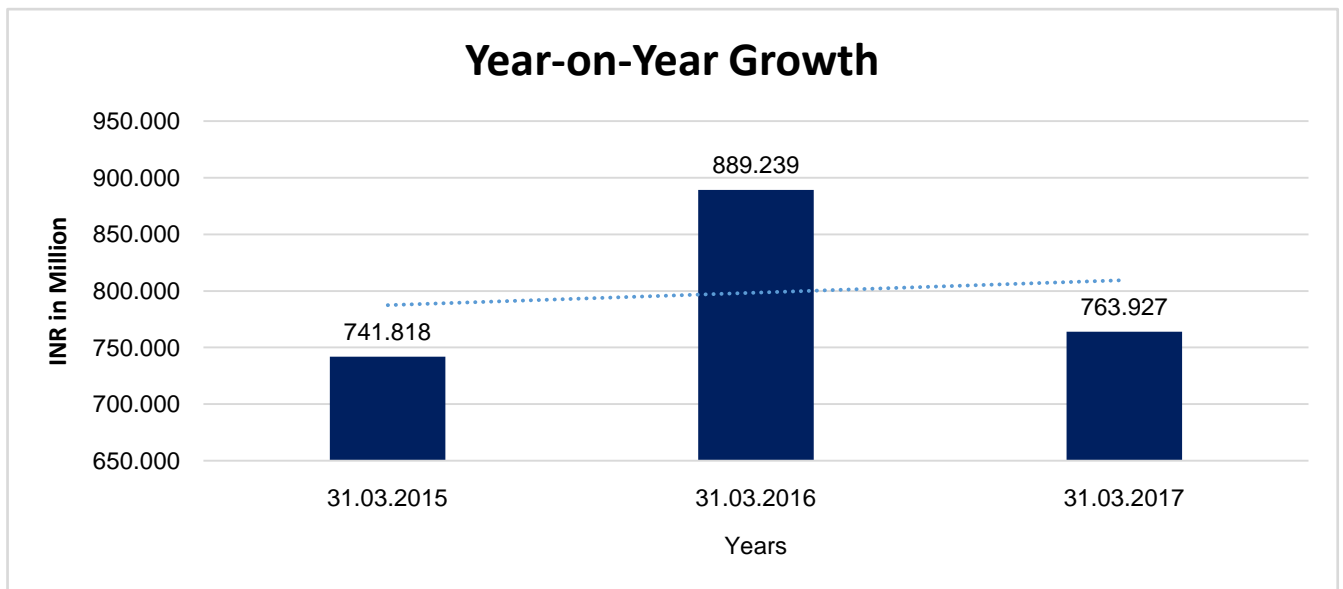
**DEBT EQUITY RATIO**

Particulars	31.03.2015	31.03.2016	31.03.2017
	INR In Million	INR In Million	INR In Million
Share Capital	15.000	15.000	15.000
Reserves & Surplus	139.862	208.355	243.122
Share Application money pending allotment	0.000	0.000	0.000
<b>Net worth</b>	<b>154.862</b>	<b>223.355</b>	<b>258.122</b>
long-term borrowings	95.630	72.961	106.697
Short term borrowings	0.000	0.000	0.000
<b>Total borrowings</b>	<b>95.630</b>	<b>72.961</b>	<b>106.697</b>
<b>Debt/Equity ratio</b>	<b>0.618</b>	<b>0.327</b>	<b>0.413</b>



**YEAR-ON-YEAR GROWTH**

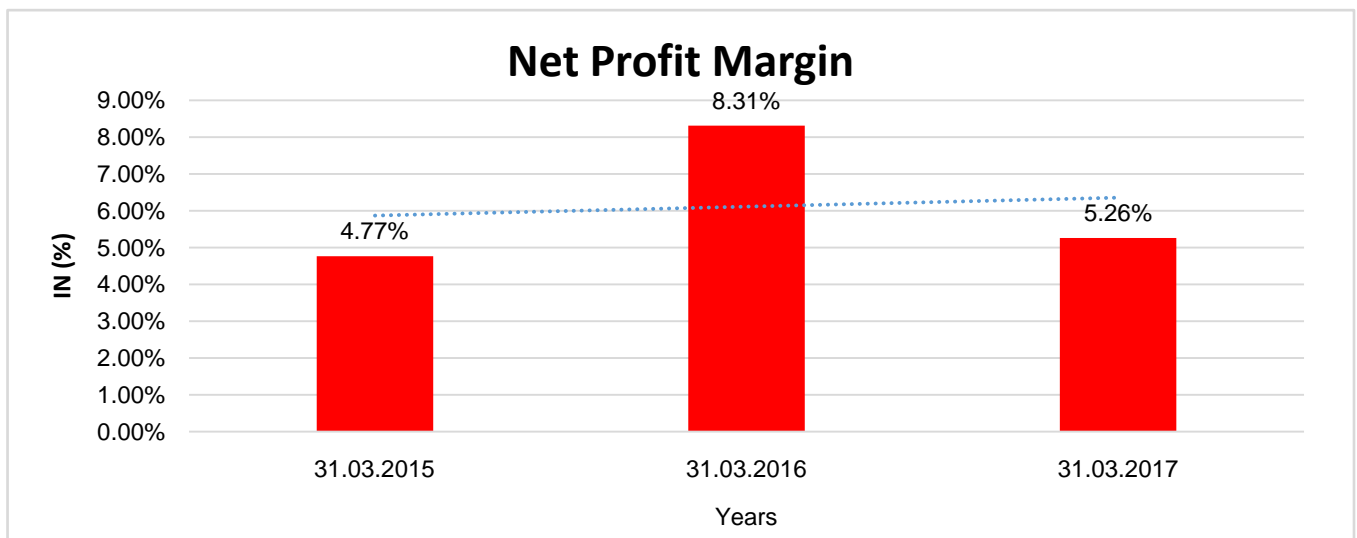
Year on Year Growth	31.03.2015	31.03.2016	31.03.2017
	INR In Million	INR In Million	INR In Million
Sales	741.818	889.239	763.927
		<b>19.873</b>	<b>(14.092)</b>



**DISCLAIMER :** This Report is **PRIVATE & CONFIDENTIAL** and it is prepared at the request of and for its use by the Subscriber only. The Subscriber shall use the contents of the Report merely as an aid to its business. Mira Inform Private Limited ("MIPL") has collated information/data in the Report, which have not been verified unless otherwise specifically mentioned in the Report. The Subscriber shall independently verify the accuracy and correctness of the information/data before in any way acting upon the same. MIPL shall not be liable for any harm, injury, loss or damage caused to the Subscriber due to default by the Subscriber's debtors/beneficiaries in fulfilling their obligations of any nature whatsoever. This Report or any of its portion shall not be used as a documentary evidence or otherwise before any investigative agencies or forum of law. This Report is confidential and proprietary to MIPL. The Subscriber and/or any other person(s) may not reproduce, publish or disclose any of the contents of the Report to others without the express authorization of MIPL. This Report is prepared and issued to the Subscriber without any risk, responsibility or liability on the part of MIPL or its officials.

**NET PROFIT MARGIN**

Net Profit Margin	31.03.2015	31.03.2016	31.03.2017
	INR In Million	INR In Million	INR In Million
Sales	741.818	889.239	763.927
Profit/ (Loss)	35.371	73.909	40.183
	<b>4.77%</b>	<b>8.31%</b>	<b>5.26%</b>



**DISCLAIMER :** This Report is **PRIVATE & CONFIDENTIAL** and it is prepared at the request of and for its use by the Subscriber only. The Subscriber shall use the contents of the Report merely as an aid to its business. Mira Inform Private Limited ("MIPL") has collated information/data in the Report, which have not been verified unless otherwise specifically mentioned in the Report. The Subscriber shall independently verify the accuracy and correctness of the information/data before in any way acting upon the same. MIPL shall not be liable for any harm, injury, loss or damage caused to the Subscriber due to default by the Subscriber's debtors/beneficiaries in fulfilling their obligations of any nature whatsoever. This Report or any of its portion shall not be used as a documentary evidence or otherwise before any investigative agencies or forum of law. This Report is confidential and proprietary to MIPL. The Subscriber and/or any other person(s) may not reproduce, publish or disclose any of the contents of the Report to others without the express authorization of MIPL. This Report is prepared and issued to the Subscriber without any risk, responsibility or liability on the part of MIPL or its officials.

**LOCAL AGENCY FURTHER INFORMATION**

Sr. No.	Check list by info agents	Available in Report (Yes/No)
1	Year of establishment	Yes
2	Constitution of the entity -Incorporation details	Yes
3	Locality of the entity	Yes
4	Premises details	No
5	Buyer visit details	--
6	Contact numbers	Yes
7	Name of the person contacted	Yes
8	Designation of contact person	Yes
9	Promoter's background	Yes
10	Date of Birth of Proprietor / Partners / Directors	Yes
11	Pan Card No. of Proprietor / Partners	No
12	Voter Id Card No. of Proprietor / Partners	No
13	Type of business	Yes
14	Line of Business	Yes
15	Export/import details (if applicable)	No
16	No. of employees	Yes
17	Details of sister concerns	Yes
18	Major suppliers	No
19	Major customers	No
20	Banking Details	Yes
21	Banking facility details	Yes
22	Conduct of the banking account	--
23	Financials, if provided	Yes
24	Capital in the business	Yes
25	Last accounts filed at ROC, if applicable	Yes
26	Turnover of firm for last three years	Yes
27	Reasons for variation <> 20%	--
28	Estimation for coming financial year	No
29	Profitability for last three years	Yes
30	Major shareholders, if available	Yes
31	External Agency Rating, if available	Yes
32	Litigations that the firm/promoter involved in	--
33	Market information	--
34	Payments terms	No
35	Negative Reporting by Auditors in the Annual Report	No

**INDEX OF CHARGES**

CHARGES REGISTERED								
S N O	SRN	CH AR GE ID	CHARG E HOLDE R NAME	DAT E OF CRE ATIO N	DAT E OF MOD IFIC ATIO N	DATE OF SATISF ACTION	AMOUNT	ADDRESS
1	G415 5621 8	102 282 79	CANAR A BANK	26/05 /2010	03/0 8/20 16	-	390000000.0	BALANAGAR BRANCH, 6-3- 144JAHANARA KAREEM COMPLEX,BALANAGA RHYDERABADTG5000 42IN
2	B330 0770 9	901 385 77	ANDHR A PRADE SH STATE FINANC IAL CORPO RATION	04/07 /1983	-	18/02/2 012	3000000.0	CHIRAG ALI LANEHYDERABADAPI N
3	B276 1700 0	901 403 65	STATE BANK OF INDIA	07/03 /1990	06/0 9/19 91	13/12/2 011	13000000.0	INDUSTRIAL FINANCE BRANCHSOMAJIGUD AHYDERABADAP5004 82IN
4	B276 1749 7	901 386 79	STATE BANK OF INDIA	07/03 /1990	19/0 8/19 92	13/12/2 011	13000000.0	INDUSTRIAL FINANCE BRANCHSOMAJIGUD AHYDERABADAPIN
5	B276 1735 6	901 372 31	STATE BANK OF INDIA	07/03 /1990	19/1 2/19 90	13/12/2 011	13000000.0	INDUSTRIAL FINANCE BRANCHRAJBHAVAN ROADHYDERABADAPI N
6	A893 9273 2	901 384 73	STATE BANK OF INDIA	03/01 /2004	16/0 4/20 07	12/07/2 010	210000000.0	INDUSTRIAL FINANCE BRANCH,RAJBHAVAN ROAD, SOMAJIGUDA,HYDER ABADAP500082IN

**DISCLAIMER :** This Report is **PRIVATE & CONFIDENTIAL** and it is prepared at the request of and for its use by the Subscriber only. The Subscriber shall use the contents of the Report merely as an aid to its business. Mira Inform Private Limited ("MIPL") has collated information/data in the Report, which have not been verified unless otherwise specifically mentioned in the Report. The Subscriber shall independently verify the accuracy and correctness of the information/data before in any way acting upon the same. MIPL shall not be liable for any harm, injury, loss or damage caused to the Subscriber due to default by the Subscriber's debtors/beneficiaries in fulfilling their obligations of any nature whatsoever. This Report or any of its portion shall not be used as a documentary evidence or otherwise before any investigative agencies or forum of law. This Report is confidential and proprietary to MIPL. The Subscriber and/or any other person(s) may not reproduce, publish or disclose any of the contents of the Report to others without the express authorization of MIPL. This Report is prepared and issued to the Subscriber without any risk, responsibility or liability on the part of MIPL or its officials.

**UNSECURED LOANS**

<b>PARTICULARS</b>	<b>31.03.2017 (INR In Million)</b>	<b>31.03.2016 (INR In Million)</b>
<b>LONG-TERM BORROWINGS</b>		
Interest Free Sales Tax loan	23.435	27.111
Loans and advances from related parties	83.262	45.850
<b>Total</b>	<b>106.697</b>	<b>72.961</b>

**BRIEF DESCRIPTION OF THE FINANCIAL SUMMARY OF THE COMPANY:**

During the year, the company achieved the total turnover of INR 776.766 Million for the FY 2016-17 as against the total turnover of INR 898.121 million for the previous FY 2015-16 and the Company has achieved the net profit of INR 40.183 Million in the FY2016-17as against the net profit of INR 73.909 million in the FY 2015-16.

**FIXED ASSETS:**

- Land
- Building
- Plant and Machinery
- Tools and Dies
- Computer
- Office Equipment
- Furniture and Fixtures
- Vehicles

**CMT REPORT (Corruption, Money Laundering & Terrorism]**

The Public Notice information has been collected from various sources including but not limited to: ***The Courts, India Prisons Service, Interpol, etc.***

**1] INFORMATION ON DESIGNATED PARTY**

No exist designating subject or any of its beneficial owners, controlling shareholders or senior officers as terrorist or terrorist organization or whom notice had been received that all financial transactions involving their assets have been blocked or convicted, found guilty or against whom a judgement or order had been entered in a proceedings for violating money-laundering, anti-corruption or bribery or international economic or anti-terrorism sanction laws or whose assets were seized, blocked, frozen or ordered forfeited for violation of money laundering or international anti-terrorism laws.

**2] Court Declaration :**

No records exist to suggest that subject is or was the subject of any formal or informal allegations, prosecutions or other official proceeding for making any prohibited payments or other improper payments to government officials for engaging in prohibited transactions or with designated parties.

**3] Asset Declaration :**

No records exist to suggest that the property or assets of the subject are derived from criminal conduct or a prohibited transaction.

**4] Record on Financial Crime :**

Charges or conviction registered against subject: **None**

**5] Records on Violation of Anti-Corruption Laws :**

Charges or investigation registered against subject: **None**

**6] Records on Int'l Anti-Money Laundering Laws/Standards :**

Charges or investigation registered against subject: **None**

**7] Criminal Records**

No available information exist that suggest that subject or any of its principals have been formally charged or convicted by a competent governmental authority for any financial crime or under any formal investigation by a competent government authority for any violation of anti-corruption laws or international anti-money laundering laws or standard.

**8] Affiliation with Government :**

No record exists to suggest that any director or indirect owners, controlling shareholders, director, officer or employee of the company is a government official or a family member or close business associate of a Government official.

**9] Compensation Package :**

Our market survey revealed that the amount of compensation sought by the subject is fair and reasonable and comparable to compensation paid to others for similar services.

**10] Press Report :**

No press reports / filings exists on the subject.

**CORPORATE GOVERNANCE**

MIRA INFORM as part of its Due Diligence do provide comments on Corporate Governance to identify management and governance. These factors often have been predictive and in some cases have created vulnerabilities to credit deterioration.

Our Governance Assessment focuses principally on the interactions between a company's management, its Board of Directors, Shareholders and other financial stakeholders.

**CONTRAVENTION**

Subject is not known to have contravened any existing local laws, regulations or policies that prohibit, restrict or otherwise affect the terms and conditions that could be included in the agreement with the subject.

**FOREIGN EXCHANGE RATES**

Currency	Unit	INR
US Dollar	1	INR 63.48
UK Pound	1	INR 86.41
Euro	1	INR 76.54

**INFORMATION DETAILS**

<b>Information Gathered by :</b>	SHW
<b>Analysis Done by :</b>	PRY
<b>Report Prepared by :</b>	RUP

**SCORE FACTORS**

DEMERIT POINTS		
--BANK CHARGES	YES/NO	YES
--LITIGATION	YES/NO	NO
--OTHER ADVERSE INFORMATION	YES/NO	NO
MERIT POINTS		
--SOLE DISTRIBUTORSHIP	YES/NO	NO
--EXPORT ACTIVITIES	YES/NO	NO
--AFFILIATION	YES/NO	YES
--LISTED	YES/NO	NO
--OTHER MERIT FACTORS	YES/NO	YES

**RATING EXPLANATIONS**

Credit Rating	Explanation	Rating Comments
A++	Minimum Risk	Business dealings permissible with minimum risk of default
A+	Low Risk	Business dealings permissible with low risk of default
A	Acceptable Risk	Business dealings permissible with moderate risk of default
B	Medium Risk	Business dealings permissible on a regular monitoring basis
C	Medium High Risk	Business dealings permissible preferably on secured basis
D	High Risk	Business dealing not recommended or on secured terms only
NB	New Business	No recommendation can be done due to business in infancy stage
NT	No Trace	No recommendation can be done as the business is not traceable

NB is stated where there is insufficient information to facilitate rating. However, it is not to be considered as unfavourable.

This score serves as a reference to assess SC's credit risk and to set the amount of credit to be extended. It is calculated from a composite of weighted scores obtained from each of the major sections of this report. The assessed factors are as follows:

- Financial condition covering various ratios
- Company background and operations size
- Promoters / Management background
- Payment record
- Litigation against the subject
- Industry scenario / competitor analysis
- Supplier / Customer / Banker review (wherever available)

**PRIVATE & CONFIDENTIAL** : This information is provided to you at your request, you having employed MIPL for such purpose. You will use the information as aid only in determining the propriety of giving credit and generally as an aid to your business and for no other purpose. You will hold the information in strict confidence, and shall not reveal it or make it known to the subject persons, firms or corporations or to any other. MIPL does not warrant the correctness of the information as you hold it free of any liability whatsoever. You will be liable to and indemnify MIPL for any loss, damage or expense, occasioned by your breach or non observance of any one, or more of these conditions

This report is issued at your request without any risk and responsibility on the part of MIRA INFORM PRIVATE LIMITED (MIPL) or its officials.

shall use the contents of the Report merely as an aid to its business. Mira Inform Private Limited ("MIPL") has collated information/data in the Report, which have not been verified unless otherwise specifically mentioned in the Report. The Subscriber shall independently verify the accuracy and correctness of the information/data before in any way acting upon the same. MIPL shall not be liable for any harm, injury, loss or damage caused to the Subscriber due to default by the Subscriber's debtors/beneficiaries in fulfilling their obligations of any nature whatsoever. This Report or any of its portion shall not be used as a documentary evidence or otherwise before any investigative agencies or forum of law. This Report is confidential and proprietary to MIPL. The Subscriber and/or any other person(s) may not reproduce, publish or disclose any of the contents of the Report to others without the express authorization of MIPL. This Report is prepared and issued to the Subscriber without any risk, responsibility or liability on the part of MIPL or its officials.