

## MIRA INFORM REPORT

Report No. :	484059
Report Date :	04.01.2018

### IDENTIFICATION DETAILS

Name :	SAMSUNG INDIA ELECTRONICS PRIVATE LIMITED (w.e.f. 25.07.2005)
Formerly Known As :	SAMSUNG INDIA ELECTRONICS LIMITED
Registered Office :	A-25, Ground Floor, Front Tower, Mohan Co-operative Industrial Estate, New Delhi – 110044
Tel. No.:	91-124-4881234
Country :	India
Financials (as on) :	31.03.2016
Date of Incorporation :	03.08.1995
Com. Reg. No.:	55-071387
Capital Investment / Paid-up Capital :	INR 2168.000 Million
CIN No.: [Company Identification No.]	U31900DL1995PTC071387
IEC No.:	Not Available
GSTIN :	Not Available
TAN No.: [Tax Deduction & Collection Account No.]	Not Available
PAN No.:	AAACS5123K

**DISCLAIMER :** This Report is **PRIVATE & CONFIDENTIAL** and it is prepared at the request of and for its use by the Subscriber only. The Subscriber shall use the contents of the Report merely as an aid to its business. Mira Inform Private Limited ("MIPL") has collated information/data in the Report, which have not been verified unless otherwise specifically mentioned in the Report. The Subscriber shall independently verify the accuracy and correctness of the information/data before in any way acting upon the same. MIPL shall not be liable for any harm, injury, loss or damage caused to the Subscriber due to default by the Subscriber's debtors/beneficiaries in fulfilling their obligations of any nature whatsoever. This Report or any of its portion shall not be used as a documentary evidence or otherwise before any investigative agencies or forum of law. This Report is confidential and proprietary to MIPL. The Subscriber and/or any other person(s) may not reproduce, publish or disclose any of the contents of the Report to others without the express authorization of MIPL. This Report is prepared and issued to the Subscriber without any risk, responsibility or liability on the part of MIPL or its officials.

[Permanent Account No.]	
<b>Legal Form :</b>	Private Limited Liability Company
<b>Line of Business :</b>	The company is engaged in manufacturing and trading of audio visual products, home appliances, information technology products, hand held phones, networking equipments and development and export of software. [Registered Activity]
<b>No. of Employees :</b>	Not Available

**RATING & COMMENTS**

(Mira Inform has adopted New Rating mechanism w.e.f. 23<sup>rd</sup> January 2017)

<b>MIRA's Rating :</b>	A+
------------------------	----

Credit Rating	Explanation	Rating Comments
A+	Low Risk	Business dealings permissible with low risk of default

<b>Maximum Credit Limit :</b>	USD 290000
<b>Status :</b>	Excellent
<b>Payment Behaviour :</b>	Regular
<b>Litigation :</b>	Exist
<b>Comments :</b>	<p>Subject was incorporated in the year 1995. It is a subsidiary of Samsung Electronics Company Limited, Korea. It is engaged in manufacturing and trading of audio visual products, home appliances, information technology products, hand held phones, networking equipments and development and exporter of software.</p> <p>Management has not filed its financial record with government department for the year 2017 and same are not available from any other sources.</p> <p>For the financial year 2016, the company has achieved 19.32% growth in its revenue and has reported fair profitability margin of 6.49%.</p> <p>Rating takes into consideration the company's favourable Earnings Per Share (EPS) of INR 138.85 against the Face Value (FV) of INR 10.</p> <p>The strong financial position of the company is marked by healthy net worth base, satisfactory liquidity position and zero debt balance sheet profile.</p> <p>Trade relations are fair. Business is active. Payments are reported to be regular and as per commitments.</p>

	In view of aforesaid, the company can be considered for business dealings at usual trade terms and condition.
--	---

**NOTES :**

Any query related to this report can be made on e-mail : [infodept@mirainform.com](mailto:infodept@mirainform.com) while quoting report number, name and date.

**ECGC Country Risk Classification List**

Country Name	Previous Rating (30.06.2017)	Current Rating (30.09.2017)
India	A1	A1

Risk Category	ECGC Classification
Insignificant	A1
Low Risk	A2
Moderately Low Risk	B1
Moderate Risk	B2
Moderately High Risk	C1
High Risk	C2
Very High Risk	D

**RBI DEFAULTERS' LIST STATUS**

Subject's name is not enlisted as a defaulter in the publicly available RBI Defaulters' list.

**EPF (Employee Provident Fund) DEFAULTERS' LIST STATUS**

Subject's name is not enlisted as a defaulter in the publicly available EPF (Employee Provident Fund) Defaulters' list as of 31-03-2016.

**BIFR (Board for Industrial & Financial Reconstruction) LISTING STATUS**

Subject's name is not listed as a Sick Unit in the publicly available BIFR (Board for Industrial & Financial Reconstruction) list as of 04.01.2018.

**IBBI (Insolvency and Bankruptcy Board of India) LISTING STATUS**

Subject's name is not listed in the publicly available IBBI (Insolvency and Bankruptcy Board of India) list as of report date.

**DISCLAIMER :** This Report is **PRIVATE & CONFIDENTIAL** and it is prepared at the request of and for its use by the Subscriber only. The Subscriber shall use the contents of the Report merely as an aid to its business. Mira Inform Private Limited ("MIPL") has collated information/data in the Report, which have not been verified unless otherwise specifically mentioned in the Report. The Subscriber shall independently verify the accuracy and correctness of the information/data before in any way acting upon the same. MIPL shall not be liable for any harm, injury, loss or damage caused to the Subscriber due to default by the Subscriber's debtors/beneficiaries in fulfilling their obligations of any nature whatsoever. This Report or any of its portion shall not be used as a documentary evidence or otherwise before any investigative agencies or forum of law. This Report is confidential and proprietary to MIPL. The Subscriber and/or any other person(s) may not reproduce, publish or disclose any of the contents of the Report to others without the express authorization of MIPL. This Report is prepared and issued to the Subscriber without any risk, responsibility or liability on the part of MIPL or its officials.

**LOCATIONS**

<b>Registered Office :</b>	A-25, Ground Floor, Front Tower, Mohan Co-operative Industrial Estate, New Delhi – 110044, India
<b>Tel. No.:</b>	Not Available
<b>Fax. No.:</b>	Not Available
<b>E-Mail :</b>	<a href="mailto:samar.bhatia@samsung.com">samar.bhatia@samsung.com</a> <a href="mailto:sachin.b@samsung.com">sachin.b@samsung.com</a> <a href="mailto:vidyasagar@samsung.com">vidyasagar@samsung.com</a>
<b>Website :</b>	<a href="http://www.samsung.com">http://www.samsung.com</a>
<b>Manufacturing Unit 1 :</b>	Plot No.1, P-1, SIPCOT Industrial Park, Phase II, Sunguvarchatram, Kancheepuram District, Tamilnadu, India
<b>Manufacturing Unit 2 :</b>	B-1, Sector-81, Phase-2, Noida – 201305, Uttar Pradesh, India
<b>Head Office:</b>	20-24th Floors, Two Horizon Centre, Golf Course Road, Sector – 43, DLF Phase-V, Gurugram – 122002, Haryana, India
<b>Tel. No.:</b>	91-124-4881234
<b>Fax. No.:</b>	91-124-4881415/ 4882122

**DIRECTORS**

**AS ON 31.03.2017**

<b>Name :</b>	Hyun Chil Hong
<b>Designation :</b>	Managing Director
<b>Address :</b>	The Westin Gurugram, No. 1, MG Road, Gurugram - 122002, Haryana, India
<b>Date of Birth/Age :</b>	23.07.1967
<b>Qualification :</b>	Masters
<b>Date of Appointment :</b>	02.02.2015
<b>DIN No.:</b>	07082624
<b>Name :</b>	Byungwan Yun
<b>Designation :</b>	Whole-time Director
<b>Address :</b>	K-110, 2nd Floor Hauz Khas Enclave, New Delhi - 110016, India
<b>Date of Birth/Age :</b>	20.11.1970
<b>Qualification :</b>	B.E.
<b>Date of Appointment :</b>	01.02.2016
<b>DIN No.:</b>	07419521
<b>Name :</b>	Daegon Koh
<b>Designation :</b>	Whole-Time Director
<b>Address :</b>	B-1104, B-Block, Tower 2 and 3, The Crest Apartment, No. 142 Velachery Main Road, Velachery, Chennai-600042, Taminadu, India

**DISCLAIMER :** This Report is **PRIVATE & CONFIDENTIAL** and it is prepared at the request of and for its use by the Subscriber only. The Subscriber shall use the contents of the Report merely as an aid to its business. Mira Inform Private Limited ("MIPL") has collated information/data in the Report, which have not been verified unless otherwise specifically mentioned in the Report. The Subscriber shall independently verify the accuracy and correctness of the information/data before in any way acting upon the same. MIPL shall not be liable for any harm, injury, loss or damage caused to the Subscriber due to default by the Subscriber's debtors/beneficiaries in fulfilling their obligations of any nature whatsoever. This Report or any of its portion shall not be used as a documentary evidence or otherwise before any investigative agencies or forum of law. This Report is confidential and proprietary to MIPL. The Subscriber and/or any other person(s) may not reproduce, publish or disclose any of the contents of the Report to others without the express authorization of MIPL. This Report is prepared and issued to the Subscriber without any risk, responsibility or liability on the part of MIPL or its officials.

<b>Date of Appointment :</b>	30.08.2017
<b>DIN No.:</b>	07924307
<b>Name :</b>	Gautam Sehgal
<b>Designation :</b>	Whole-time Director / Additional Director
<b>Address :</b>	P-1, Ground Floor South Extension, Part – II, New Delhi-110049, India
<b>Date of Birth/Age :</b>	12.12.1966
<b>Qualification :</b>	CA
<b>Date of Appointment :</b>	10.03.2016
<b>DIN No.:</b>	07464637

**KEY EXECUTIVES**

<b>Name :</b>	Devadoss Swvigaradoss Mathuram Santhosam
<b>Designation :</b>	Company Secretary
<b>Address :</b>	Flat 303, Tower-6, Sushant Estate, Sector 52, Gurugram-122002, Haryana, India
<b>Date of Appointment :</b>	01.09.2017
<b>PAN No.:</b>	AGJPD0411H

**MAJOR SHAREHOLDERS**

**AS ON 31.03.2016**

<b>Names of Shareholders</b>	<b>No. of Shares</b>
Samsung Electronics Company Limited, Korea	216787486
Samsung Asia Pte Limited, Singapore	18
<b>Total</b>	<b>216787504</b>

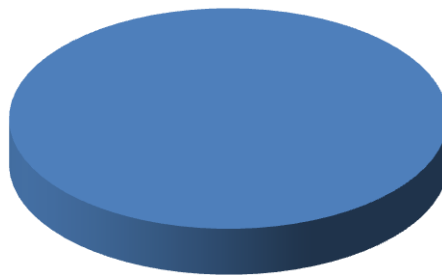
**AS ON 24.09.2015**

<b>Equity Share Break up Category</b>	<b>Percentage</b>
Promoters - Bodies corporate	100.00
<b>Total</b>	<b>100.00</b>

**DISCLAIMER :** This Report is **PRIVATE & CONFIDENTIAL** and it is prepared at the request of and for its use by the Subscriber only. The Subscriber shall use the contents of the Report merely as an aid to its business. Mira Inform Private Limited ("MIPL") has collated information/data in the Report, which have not been verified unless otherwise specifically mentioned in the Report. The Subscriber shall independently verify the accuracy and correctness of the information/data before in any way acting upon the same. MIPL shall not be liable for any harm, injury, loss or damage caused to the Subscriber due to default by the Subscriber's debtors/beneficiaries in fulfilling their obligations of any nature whatsoever. This Report or any of its portion shall not be used as a documentary evidence or otherwise before any investigative agencies or forum of law. This Report is confidential and proprietary to MIPL. The Subscriber and/or any other person(s) may not reproduce, publish or disclose any of the contents of the Report to others without the express authorization of MIPL. This Report is prepared and issued to the Subscriber without any risk, responsibility or liability on the part of MIPL or its officials.

### Share holding pattern

■ Promoters - Bodies corporate



100.00

### BUSINESS DETAILS

<b>Line of Business :</b>	The company is engaged in manufacturing and trading of audio visual products, home appliances, information technology products, hand held phones, networking equipments and development and export of software. [Registered Activity]	
<b>Products / Services :</b>	<b>Item Code No. (ITC Code)</b>	<b>Product Description</b>
	85287200	Color Television
	84182100	Refrigerators
	85171200	Hand Held Phone
	85176100	Network Equipments
<b>Brand Names :</b>	Not Available	
<b>Agencies Held :</b>	Not Available	
<b>Exports :</b>	Not Available	
<b>Imports :</b>	Not Available	
<b>Terms :</b>	Not Available	

### PRODUCTION STATUS – (NOT AVAILABLE)

**DISCLAIMER :** This Report is **PRIVATE & CONFIDENTIAL** and it is prepared at the request of and for its use by the Subscriber only. The Subscriber shall use the contents of the Report merely as an aid to its business. Mira Inform Private Limited ("MIPL") has collated information/data in the Report, which have not been verified unless otherwise specifically mentioned in the Report. The Subscriber shall independently verify the accuracy and correctness of the information/data before in any way acting upon the same. MIPL shall not be liable for any harm, injury, loss or damage caused to the Subscriber due to default by the Subscriber's debtors/beneficiaries in fulfilling their obligations of any nature whatsoever. This Report or any of its portion shall not be used as a documentary evidence or otherwise before any investigative agencies or forum of law. This Report is confidential and proprietary to MIPL. The Subscriber and/or any other person(s) may not reproduce, publish or disclose any of the contents of the Report to others without the express authorization of MIPL. This Report is prepared and issued to the Subscriber without any risk, responsibility or liability on the part of MIPL or its officials.

**GENERAL INFORMATION**

<b>Suppliers :</b>	<b>Reference :</b>	Not Available
	<b>Name of the Person :</b>	--
	<b>Contact No.:</b>	--
	<b>Since How Long Known :</b>	--
	<b>Maximum Limit Dealt :</b>	--
	<b>Experience :</b>	--
	<b>Remark :</b>	--
<b>Customers :</b>	<b>Reference :</b>	Not Available
	<b>Name of the Person :</b>	--
	<b>Contact No.:</b>	--
	<b>Since How Long Known :</b>	--
	<b>Maximum Limit Dealt :</b>	--
	<b>Experience :</b>	--
	<b>Remark :</b>	--
<b>No. of Employees :</b>	Not Available	
<b>Bankers :</b>	<b>Bank Name</b>	Not Available
	<b>Branch</b>	--
	<b>Person Name (With Designation)</b>	--
	<b>Contact Number</b>	--
	<b>Name of Account Holder</b>	--
	<b>Account Number</b>	--
	<b>Account Since (Date/Year of Account Opening)</b>	--
	<b>Average Balance Maintained (If Possible)</b>	--
	<b>Credit Facilities Enjoyed (If any)</b>	--
	<b>Account Operation</b>	--
<b>Remarks (If any)</b>	--	

<b>Auditors :</b>	
<b>Name :</b>	Price Waterhouse and Company Chartered Accountants
<b>Address :</b>	Building 8, 7 <sup>th</sup> and 8 <sup>th</sup> Floor, Tower-B, DLF, Cyber City, Gurugram – 122002, Haryana, India
<b>PAN No.:</b>	AAFFP3698A
<b>Memberships :</b>	Not Available
<b>Collaborators :</b>	Not Available

**DISCLAIMER :** This Report is **PRIVATE & CONFIDENTIAL** and it is prepared at the request of and for its use by the Subscriber only. The Subscriber shall use the contents of the Report merely as an aid to its business. Mira Inform Private Limited ("MIPL") has collated information/data in the Report, which have not been verified unless otherwise specifically mentioned in the Report. The Subscriber shall independently verify the accuracy and correctness of the information/data before in any way acting upon the same. MIPL shall not be liable for any harm, injury, loss or damage caused to the Subscriber due to default by the Subscriber's debtors/beneficiaries in fulfilling their obligations of any nature whatsoever. This Report or any of its portion shall not be used as a documentary evidence or otherwise before any investigative agencies or forum of law. This Report is confidential and proprietary to MIPL. The Subscriber and/or any other person(s) may not reproduce, publish or disclose any of the contents of the Report to others without the express authorization of MIPL. This Report is prepared and issued to the Subscriber without any risk, responsibility or liability on the part of MIPL or its officials.

<b>Holding Company :</b> (As on 31.03.2016)	Samsung Electronics Company Limited, Korea
<b>Fellow Subsidiary Companies :</b> (As on 31.03.2016)	<ul style="list-style-type: none"> <li>• Samsung Engineering India Private Limited, India CIN No.: U74991DL2006PTC148805</li> <li>• Samsung R&amp;D Institute India - Bangalore Private Limited, India CIN No.: U72200KA2004PTC035309</li> <li>• Samsung Telecommunications America, LLC, United States</li> <li>• Samsung Electronics (UK) Limited, United Kingdom</li> <li>• Samsung Electronics Hungarian RT. Company Limited, Hungary</li> <li>• Samsung Electronics Europe Logistics B.V., Netherlands</li> <li>• Samsung Electronic Digital appliance S.A. de C.V., Mexico</li> <li>• Samsung Electronics Polska Sp.zo.o., Poland</li> <li>• Samsung Electronics Slovakia s.r.o., Slovakia</li> <li>• Samsung Electronics Poland Manufacturing Sp.zo.o, Poland</li> <li>• Samsung Electronics Display (M) Sdn. Bhd., Malaysia</li> <li>• Samsung Display Company Limited, Korea , Republic Of</li> <li>• Samsung Medison India Private Limited, India</li> <li>• Samsung Electronics (Malaysia) Sdn. Bhd., Malaysia</li> <li>• Samsung Vina Electronics Company Limited, Viet Nam</li> <li>• Samsung Asia Private Limited, Singapore</li> <li>• Samsung Electronics Australia Pty. Limited, Australia</li> <li>• PT Samsung Electronics Indonesia, Indonesia</li> <li>• Thai Samsung Electronics Company Limited, Thailand</li> <li>• Samsung Electronics Philippines Corporation, Philippines</li> <li>• Samsung Electronics Vietnam Company Limited, Viet Nam</li> <li>• Samsung Electronics Egypt S.A.E., Egypt</li> <li>• Samsung Electronics Hong Kong Company Limited, China</li> <li>• Suzhou Samsung Electronics Company Limited, China</li> <li>• Samsung Suzhou Electronics Export Company Limited, China</li> <li>• Samsung Electronics (Shandong) Digital Printing Company Limited, China</li> <li>• Samsung Electronics Huizhou Company Limited, China</li> <li>• Tianjin Samsung Electronics Company Limited, China</li> <li>• Samsung Electronics Taiwan Company Limited, Taiwan, Province of China</li> <li>• Tianjin Samsung Telecom Technology Company Limited, China</li> <li>• Shanghai Samsung Semiconductor Company Limited, China</li> <li>• Samsung Electronics Suzhou Computer Company Limited, China</li> <li>• Samsung Medison Company Limited, Korea , Democratic People's Republic Of</li> <li>• Shenzhen Samsung Kejian Mobile Telecommunication Technology Company Limited, China</li> <li>• Samsung Electronics (Beijing) Service Company Limited, China</li> <li>• Samsung Gulf Electronics FZE, United Arab Emirates</li> <li>• Samsung Electronics South Africa (Pty) Limited, South Africa</li> <li>• Samsung Electronics Turkey, Turkey</li> <li>• Samsung Electronics Morocco SARL, Morocco</li> </ul>

	<ul style="list-style-type: none"> <li>• Samsung Electronica da Amazonia Ltda., Brazil</li> <li>• LLC Samsung Electronics Rus Company, Russian Federation</li> <li>• LLC Samsung Russia Service Center, Russian Federation</li> <li>• Samsung Japan Corporation, Japan</li> <li>• Tianjin Samsung Led Company Limited, China</li> <li>• Samsung Heavy Industries India Private Limited, India</li> <li>• Ookki Kim, Korea , Republic Of</li> <li>• Samsung Electronics Japan Company Limited, Japan</li> <li>• Tianjin Samsung Opto-Electronics Company Limited, China</li> <li>• Samsung Electronics Peru S.A.C, Peru</li> <li>• Samsung Electronics America, Inc., United States</li> <li>• America Distribution Center, United States</li> <li>• Samsung International Inc., United States</li> <li>• Samsung Electronics Hungary Limited, Hungary</li> <li>• Samsung Asia Pte Limited, Singapore</li> <li>• SEVT Vietnam, Viet Nam</li> <li>• Samsung Electronics Levant Jordan LLC, Jordan</li> <li>• Samsung Electronics Vietnam Thai Nguyen Company Limited, Viet Nam</li> <li>• Samsung Electronics Istanbul Pazarl, Turkey</li> <li>• Samsung Electronics Digital Appliances Mexico S.A. de C.V, Mexico</li> <li>• Samsung Electronics Morocco, Morocco</li> <li>• Shenzhen Samsung Electronics Telecommunication Company Limited, China</li> <li>• Suzhou Samsung Electronics Company Limited – Export, China</li> <li>• Samsung Electronics Rus Company LLC, Russian Federation</li> <li>• Samsung Malaysia Electronics (SME) Sdn. Bhd., Malaysia</li> <li>• Samsung Electronics HCMC CE Complex Company Limited, Viet Nam</li> <li>• Samsung Electronics South Africa Production (Pty) Limited, South Africa</li> <li>• Samsung Electronics Logitech Company Limited, Korea , Democratic People's Republic Of</li> <li>• Samsung R&amp;D Institute Bangladesh Limited, Bangladesh</li> <li>• Samsung Electronics Hungarian Zrt., Hungary</li> <li>• Samsung Electronics Rus Kaluga LLC, Russian Federation</li> </ul>
--	---

### CAPITAL STRUCTURE

**AS ON 31.03.2016**

**Authorised Capital :**

No. of Shares	Type	Value	Amount
244000000	Equity Shares	INR 10/- each	INR 2440.000 Million

**DISCLAIMER :** This Report is **PRIVATE & CONFIDENTIAL** and it is prepared at the request of and for its use by the Subscriber only. The Subscriber shall use the contents of the Report merely as an aid to its business. Mira Inform Private Limited ("MIPL") has collated information/data in the Report, which have not been verified unless otherwise specifically mentioned in the Report. The Subscriber shall independently verify the accuracy and correctness of the information/data before in any way acting upon the same. MIPL shall not be liable for any harm, injury, loss or damage caused to the Subscriber due to default by the Subscriber's debtors/beneficiaries in fulfilling their obligations of any nature whatsoever. This Report or any of its portion shall not be used as a documentary evidence or otherwise before any investigative agencies or forum of law. This Report is confidential and proprietary to MIPL. The Subscriber and/or any other person(s) may not reproduce, publish or disclose any of the contents of the Report to others without the express authorization of MIPL. This Report is prepared and issued to the Subscriber without any risk, responsibility or liability on the part of MIPL or its officials.

**Issued, Subscribed & Paid-up Capital :**

No. of Shares	Type	Value	Amount
216787504	Equity Shares	INR 10/- each	INR 2168.000 Million

**DISCLAIMER :** This Report is **PRIVATE & CONFIDENTIAL** and it is prepared at the request of and for its use by the Subscriber only. The Subscriber shall use the contents of the Report merely as an aid to its business. Mira Inform Private Limited ("MIPL") has collated information/data in the Report, which have not been verified unless otherwise specifically mentioned in the Report. The Subscriber shall independently verify the accuracy and correctness of the information/data before in any way acting upon the same. MIPL shall not be liable for any harm, injury, loss or damage caused to the Subscriber due to default by the Subscriber's debtors/beneficiaries in fulfilling their obligations of any nature whatsoever. This Report or any of its portion shall not be used as a documentary evidence or otherwise before any investigative agencies or forum of law. This Report is confidential and proprietary to MIPL. The Subscriber and/or any other person(s) may not reproduce, publish or disclose any of the contents of the Report to others without the express authorization of MIPL. This Report is prepared and issued to the Subscriber without any risk, responsibility or liability on the part of MIPL or its officials.

**FINANCIAL DATA**  
*[all figures are INR Million]*

**ABRIDGED BALANCE SHEET**

SOURCES OF FUNDS	31.03.2016	31.03.2015	31.03.2014
<b>I. EQUITY AND LIABILITIES</b>			
(1) Shareholders' Funds			
(a) Share Capital	2168.000	2168.000	2168.000
(b) Reserves & Surplus	97891.000	67790.000	53805.000
(c) Money received against share warrants	0.000	0.000	0.000
(2) Share Application money pending allotment	0.000	0.000	0.000
<b>Total Shareholders' Funds</b>	<b>100059.000</b>	<b>69958.000</b>	<b>55973.000</b>
(3) Non-Current Liabilities			
(a) long-term borrowings	0.000	0.000	0.000
(b) Deferred tax liabilities (Net)	0.000	0.000	0.000
(c) Other long term liabilities	1069.000	1213.000	1540.000
(d) long-term provisions	6603.000	6537.000	4922.000
<b>Total Non-current Liabilities</b>	<b>7672.000</b>	<b>7750.000</b>	<b>6462.000</b>
(4) Current Liabilities			
(a) Short term borrowings	0.000	0.000	0.000
(b) Trade payables	116639.000	106769.000	51851.000
(c) Other current liabilities	7570.000	7201.000	6892.000
(d) Short-term provisions	5706.000	5266.000	7495.000
<b>Total Current Liabilities</b>	<b>129915.000</b>	<b>119236.000</b>	<b>66238.000</b>
<b>TOTAL</b>	<b>237646.000</b>	<b>196944.000</b>	<b>128673.000</b>
<b>II. ASSETS</b>			
(1) Non-current assets			
(a) Fixed Assets			
(i) Tangible assets	17942.000	19084.000	16226.000
(ii) Intangible Assets	559.000	205.000	223.000
(iii) Capital work-in-progress	77.000	622.000	1086.000
(iv) Intangible assets under development	0.000	0.000	0.000
(b) Non-current Investments	0.000	0.000	0.000
(c) Deferred tax assets (net)	3522.000	2673.000	2509.000
(d) Long-term Loan and Advances	3288.000	2100.000	2473.000
(e) Other Non-current assets	0.000	0.000	803.000
<b>Total Non-Current Assets</b>	<b>25388.000</b>	<b>24684.000</b>	<b>23320.000</b>
(2) Current assets			
(a) Current investments	0.000	0.000	0.000

**DISCLAIMER :** This Report is **PRIVATE & CONFIDENTIAL** and it is prepared at the request of and for its use by the Subscriber only. The Subscriber shall use the contents of the Report merely as an aid to its business. Mira Inform Private Limited ("MIPL") has collated information/data in the Report, which have not been verified unless otherwise specifically mentioned in the Report. The Subscriber shall independently verify the accuracy and correctness of the information/data before in any way acting upon the same. MIPL shall not be liable for any harm, injury, loss or damage caused to the Subscriber due to default by the Subscriber's debtors/beneficiaries in fulfilling their obligations of any nature whatsoever. This Report or any of its portion shall not be used as a documentary evidence or otherwise before any investigative agencies or forum of law. This Report is confidential and proprietary to MIPL. The Subscriber and/or any other person(s) may not reproduce, publish or disclose any of the contents of the Report to others without the express authorization of MIPL. This Report is prepared and issued to the Subscriber without any risk, responsibility or liability on the part of MIPL or its officials.

**SAMSUNG INDIA ELECTRONICS PRIVATE LIMITED -484059 04-JAN-2018.HTM PAGE NO. :**

(b) Inventories	30813.000	36652.000	29953.000
(c) Trade receivables	102807.000	79839.000	30273.000
(d) Cash and cash equivalents	70004.000	48638.000	38792.000
(e) Short-term loans and advances	7345.000	5722.000	5012.000
(f) Other current assets	1289.000	1409.000	1323.000
<b>Total Current Assets</b>	<b>212258.000</b>	<b>172260.000</b>	<b>105353.000</b>
<b>TOTAL</b>	<b>237646.000</b>	<b>196944.000</b>	<b>128673.000</b>

**PROFIT & LOSS ACCOUNT**

	PARTICULARS	31.03.20 16	31.03.20 15	31.03.20 14
	<b>SALES</b>			
	Income	463788.0 00	388681.0 00	375512.0 00
	Other Income	6226.000	5752.000	4242.000
	<b>TOTAL</b>	<b>470014.0 00</b>	<b>394433.0 00</b>	<b>379754.0 00</b>
<b>Les s</b>	<b>EXPENSES</b>			
	Cost of Materials Consumed	203975.0 00	161578.0 00	170406.0 00
	Purchases of Stock-in-Trade	106131.0 00	115154.0 00	86721.0 0
	Changes in inventories of finished goods, work-in-progress and Stock-in-Trade	7386.000	(6324.00 0)	3430.000
	Employees benefits expense	19929.00 0	19671.00 0	16101.00 0
	CSR expenditure	533.000	253.000	0.000
	Other expenses	82265.00 0	76516.00 0	60013.00 0
	<b>TOTAL</b>	<b>420219.0 00</b>	<b>366848.0 00</b>	<b>336671.0 00</b>
	<b>PROFIT / (LOSS) BEFORE INTEREST, TAX, DEPRECIATION AND AMORTISATION</b>	<b>49795.00 0</b>	<b>27585.00 0</b>	<b>43083.00 0</b>
<b>Les s</b>	<b>FINANCIAL EXPENSES</b>	84.000	250.000	51.000
	<b>PROFIT / (LOSS) BEFORE TAX, DEPRECIATION AND AMORTISATION</b>	<b>49711.00 0</b>	<b>27335.00 0</b>	<b>43032.00 0</b>
<b>Les s</b>	<b>DEPRECIATION/ AMORTISATION</b>	4896.000	4179.000	3755.000

**DISCLAIMER** : This Report is **PRIVATE & CONFIDENTIAL** and it is prepared at the request of and for its use by the Subscriber only. The Subscriber shall use the contents of the Report merely as an aid to its business. Mira Inform Private Limited ("MIPL") has collated information/data in the Report, which have not been verified unless otherwise specifically mentioned in the Report. The Subscriber shall independently verify the accuracy and correctness of the information/data before in any way acting upon the same. MIPL shall not be liable for any harm, injury, loss or damage caused to the Subscriber due to default by the Subscriber's debtors/beneficiaries in fulfilling their obligations of any nature whatsoever. This Report or any of its portion shall not be used as a documentary evidence or otherwise before any investigative agencies or forum of law. This Report is confidential and proprietary to MIPL. The Subscriber and/or any other person(s) may not reproduce, publish or disclose any of the contents of the Report to others without the express authorization of MIPL. This Report is prepared and issued to the Subscriber without any risk, responsibility or liability on the part of MIPL or its officials.

**SAMSUNG INDIA ELECTRONICS PRIVATE LIMITED -484059 04-JAN-2018.HTM PAGE NO. :**

	<b>PROFIT/ (LOSS) BEFORE TAX</b>	<b>44815.00</b>	<b>23156.00</b>	<b>39277.00</b>
		<b>0</b>	<b>0</b>	<b>0</b>
<b>Les</b>	<b>TAX</b>	14714.00	9171.000	12909.00
<b>s</b>		0		0
	<b>PROFIT/ (LOSS) AFTER TAX</b>	<b>30101.00</b>	<b>13985.00</b>	<b>26368.00</b>
		<b>0</b>	<b>0</b>	<b>0</b>
	<b>EARNINGS IN FOREIGN CURRENCY</b>			
	Finished Goods	30896.00	12937.00	26846.00
		0	0	0
	Components	1661.000	1482.000	1038.000
	Software development and export	9948.000	11227.00	10558.00
			0	0
	After Sales Service Income	171.000	354.000	212.000
	Miscellaneous Income	0.000	127.000	107.000
	Reimbursement of Marketing, Service	61.000	72.000	291.000
	<b>TOTAL EARNINGS</b>	<b>42737.00</b>	<b>26199.00</b>	<b>39052.00</b>
		<b>0</b>	<b>0</b>	<b>0</b>
	<b>IMPORTS</b>			
	Raw Materials	280922.0	129721.0	145094.0
		00	00	00
	<b>TOTAL IMPORTS</b>	<b>280922.0</b>	<b>129721.0</b>	<b>145094.0</b>
		<b>00</b>	<b>00</b>	<b>00</b>
	<b>Earnings / (Loss) Per Share (INR)</b>	<b>138.85</b>	<b>64.51</b>	<b>121.63</b>

**CURRENT MATURITIES OF LONG TERM DEBT DETAILS**

Particulars	31.03.2016	31.03.2015	31.03.2014
Current Maturities of Long term debt	NA	NA	NA
Net cash flows from (used in) operations	16055.000	27600.000	25827.000
Net cash flows from (used in) operating activities	(3976.000)	12172.000	13096.000

**KEY RATIOS**

**EFFICIENCY RATIOS**

PARTICULARS	31.03.2016	31.03.2015	31.03.2014
Average Collection Days (Sundry Debtors / Income * 365 Days)	80.91	74.97	29.43

**DISCLAIMER** : This Report is **PRIVATE & CONFIDENTIAL** and it is prepared at the request of and for its use by the Subscriber only. The Subscriber shall use the contents of the Report merely as an aid to its business. Mira Inform Private Limited ("MIPL") has collated information/data in the Report, which have not been verified unless otherwise specifically mentioned in the Report. The Subscriber shall independently verify the accuracy and correctness of the information/data before in any way acting upon the same. MIPL shall not be liable for any harm, injury, loss or damage caused to the Subscriber due to default by the Subscriber's debtors/beneficiaries in fulfilling their obligations of any nature whatsoever. This Report or any of its portion shall not be used as a documentary evidence or otherwise before any investigative agencies or forum of law. This Report is confidential and proprietary to MIPL. The Subscriber and/or any other person(s) may not reproduce, publish or disclose any of the contents of the Report to others without the express authorization of MIPL. This Report is prepared and issued to the Subscriber without any risk, responsibility or liability on the part of MIPL or its officials.

**SAMSUNG INDIA ELECTRONICS PRIVATE LIMITED -484059 04-JAN-2018.HTM PAGE NO. :**

Account Receivables Turnover (Income / Sundry Debtors)	4.51	4.87	12.40
Average Payment Days (Sundry Creditors / Purchases * 365 Days)	137.29	140.82	73.60
Inventory Turnover (Operating Income / Inventories)	1.62	0.75	1.44
Asset Turnover (Operating Income / Net Fixed Assets)	2.68	1.39	2.46

**LEVERAGE RATIOS**

PARTICULARS	31.03.2016	31.03.2015	31.03.2014
Debt Ratio (Borrowing + Current Liabilities) / Total Assets	0.55	0.61	0.51
Debt Equity Ratio (Total Liability / Networth)	0.00	0.00	0.00
Current Liabilities to Networth (Current Liabilities / Net Worth)	1.30	1.70	1.18
Fixed Assets to Networth (Net Fixed Assets / Networth)	0.19	0.28	0.31
Interest Coverage Ratio (PBIT / Financial Charges)	592.80	110.34	844.76

**PROFITABILITY RATIOS**

PARTICULARS		31.03.2016	31.03.2015	31.03.2014
Net Profit Margin (PAT / Sales) * 100	%	6.49	3.60	7.02
Return on Total Assets (PAT / Total Assets) * 100	%	12.67	7.10	20.49
Return on Investment (ROI) (PAT / Networth) * 100	%	30.08	19.99	47.11

**SOLVENCY RATIOS**

**DISCLAIMER :** This Report is **PRIVATE & CONFIDENTIAL** and it is prepared at the request of and for its use by the Subscriber only. The Subscriber shall use the contents of the Report merely as an aid to its business. Mira Inform Private Limited ("MIPL") has collated information/data in the Report, which have not been verified unless otherwise specifically mentioned in the Report. The Subscriber shall independently verify the accuracy and correctness of the information/data before in any way acting upon the same. MIPL shall not be liable for any harm, injury, loss or damage caused to the Subscriber due to default by the Subscriber's debtors/beneficiaries in fulfilling their obligations of any nature whatsoever. This Report or any of its portion shall not be used as a documentary evidence or otherwise before any investigative agencies or forum of law. This Report is confidential and proprietary to MIPL. The Subscriber and/or any other person(s) may not reproduce, publish or disclose any of the contents of the Report to others without the express authorization of MIPL. This Report is prepared and issued to the Subscriber without any risk, responsibility or liability on the part of MIPL or its officials.

**SAMSUNG INDIA ELECTRONICS PRIVATE LIMITED -484059 04-JAN-2018.HTM PAGE NO. :**

PARTICULARS	31.03.2016	31.03.2015	31.03.2014
Current Ratio (Current Assets / Current Liabilities)	1.63	1.44	1.59
Quick Ratio ((Current Assets – Inventories) / Current Liabilities)	1.40	1.14	1.14
G-Score Ratio Financial (Networth / Total Assets)	0.42	0.36	0.44
G-Score Ratio Debt (Debts / Equity Capital)	0.00	0.00	0.00
G-Score Ratio Liquidity (Total Current Assets / Total Current Liabilities)	1.63	1.44	1.59

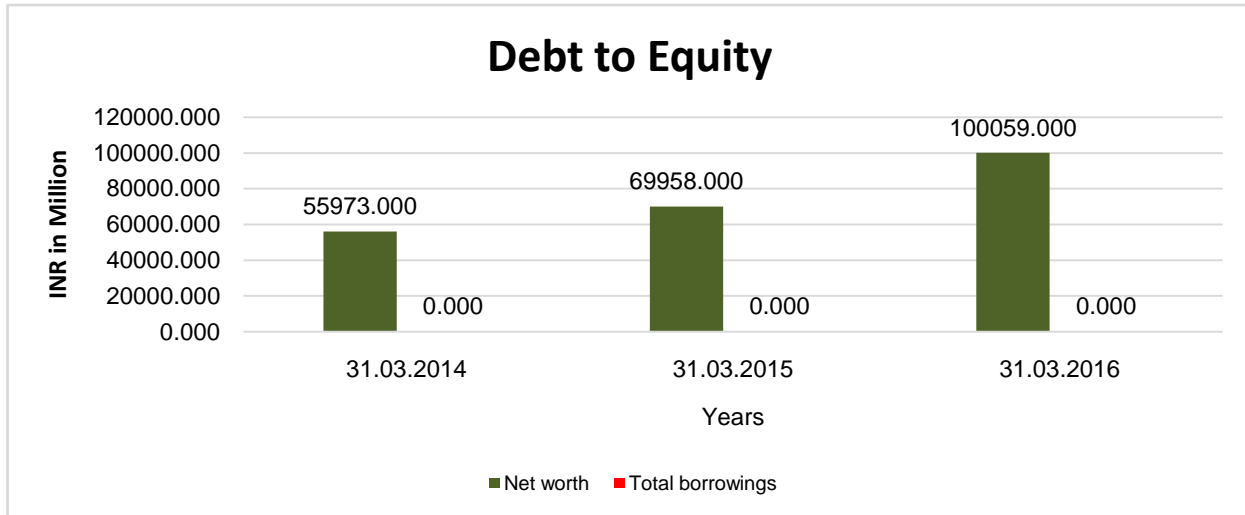
Total Liability = Short-term Debt + Long-term Debt + Current Maturities of Long-term debts

**FINANCIAL ANALYSIS**  
*[all figures are INR Million]*

**DEBT EQUITY RATIO**

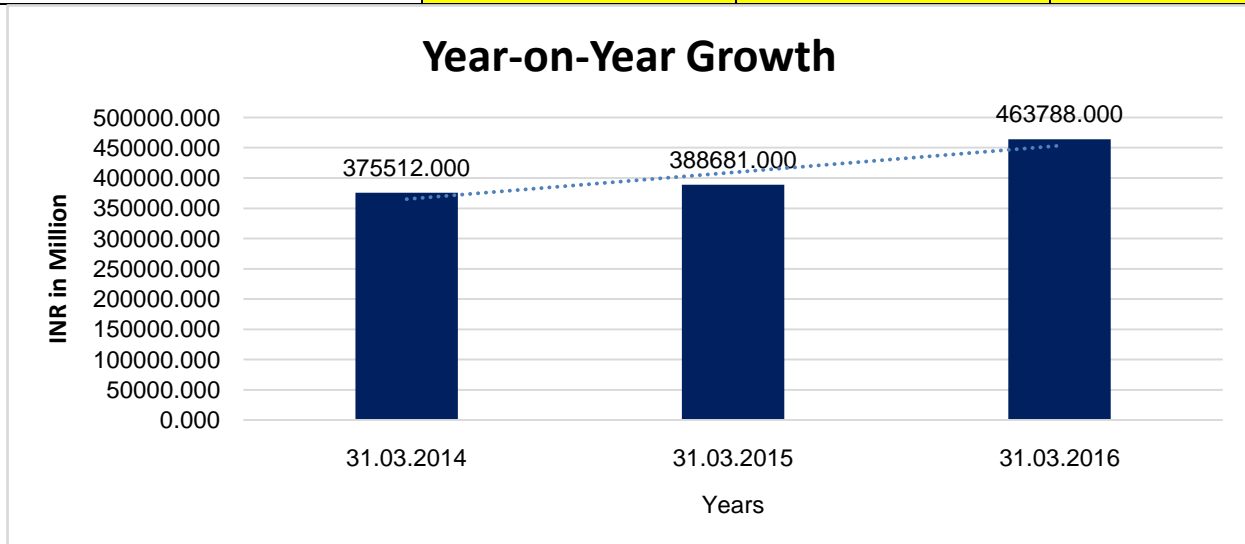
Particular	31.03.2014 INR In Million	31.03.2015 INR In Million	31.03.2016 INR In Million
Share Capital	2168.000	2168.000	2168.000
Reserves & Surplus	53805.000	67790.000	97891.000
Money received against share warrants	0.000	0.000	0.000
Share Application money pending allotment	0.000	0.000	0.000
<b>Net worth</b>	<b>55973.000</b>	<b>69958.000</b>	<b>100059.000</b>
long-term borrowings	0.000	0.000	0.000
Short term borrowings	0.000	0.000	0.000
<b>Total borrowings</b>	<b>0.000</b>	<b>0.000</b>	<b>0.000</b>
<b>Debt/Equity ratio</b>	<b>0.000</b>	<b>0.000</b>	<b>0.000</b>

**DISCLAIMER :** This Report is **PRIVATE & CONFIDENTIAL** and it is prepared at the request of and for its use by the Subscriber only. The Subscriber shall use the contents of the Report merely as an aid to its business. Mira Inform Private Limited ("MIPL") has collated information/data in the Report, which have not been verified unless otherwise specifically mentioned in the Report. The Subscriber shall independently verify the accuracy and correctness of the information/data before in any way acting upon the same. MIPL shall not be liable for any harm, injury, loss or damage caused to the Subscriber due to default by the Subscriber's debtors/beneficiaries in fulfilling their obligations of any nature whatsoever. This Report or any of its portion shall not be used as a documentary evidence or otherwise before any investigative agencies or forum of law. This Report is confidential and proprietary to MIPL. The Subscriber and/or any other person(s) may not reproduce, publish or disclose any of the contents of the Report to others without the express authorization of MIPL. This Report is prepared and issued to the Subscriber without any risk, responsibility or liability on the part of MIPL or its officials.



#### YEAR-ON-YEAR GROWTH

Year on Year Growth	31.03.2014	31.03.2015	31.03.2016
	INR In Million	INR In Million	INR In Million
Sales	375512.000	388681.000	463788.000
		<b>3.507</b>	<b>19.324</b>

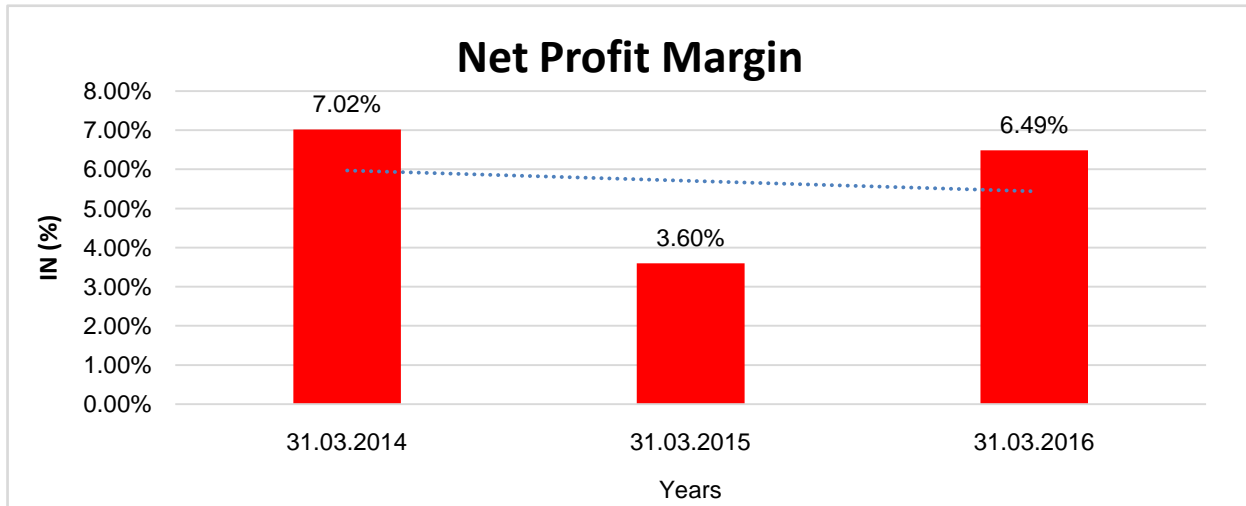


#### NET PROFIT MARGIN

Net Profit Margin	31.03.2014	31.03.2015	31.03.2016
	INR In Million	INR In Million	INR In Million

**DISCLAIMER :** This Report is **PRIVATE & CONFIDENTIAL** and it is prepared at the request of and for its use by the Subscriber only. The Subscriber shall use the contents of the Report merely as an aid to its business. Mira Inform Private Limited ("MIPL") has collated information/data in the Report, which have not been verified unless otherwise specifically mentioned in the Report. The Subscriber shall independently verify the accuracy and correctness of the information/data before in any way acting upon the same. MIPL shall not be liable for any harm, injury, loss or damage caused to the Subscriber due to default by the Subscriber's debtors/beneficiaries in fulfilling their obligations of any nature whatsoever. This Report or any of its portion shall not be used as a documentary evidence or otherwise before any investigative agencies or forum of law. This Report is confidential and proprietary to MIPL. The Subscriber and/or any other person(s) may not reproduce, publish or disclose any of the contents of the Report to others without the express authorization of MIPL. This Report is prepared and issued to the Subscriber without any risk, responsibility or liability on the part of MIPL or its officials.

Sales	375512.000	388681.000	463788.000
Profit	26368.000	13985.000	30101.000
	<b>7.02%</b>	<b>3.60%</b>	<b>6.49%</b>



**LEGAL CASE**

**\$~OS-11**

**\* IN THE HIGH COURT OF DELHI AT NEW DELHI**

**+ O.M.P. (COMM) 248/2017**

SHIEL TRADE VENTURE PVT. LTD. .... Petitioner  
Through Ms.Mansi Kumar, Adv.

versus

SAMSUNG INDIA ELECTRONICS PVT. LTD ..... Respondent  
Through Mr.Niraj Singh and Mr.Deepak Jaiswal, Adv.

**CORAM:  
HON'BLE MR. JUSTICE JAYANT NATH**

%

**ORDER  
11.10.2017**

Learned counsel for the respondent seeks some time to file his reply. Needful be done within six weeks. Rejoinder, if any, be filed before the next date of hearing.

List on 30.01.2018.

**JAYANT NATH, J**

**OCTOBER 11, 2017**  
rb

**\$~OS-15**

**\* IN THE HIGH COURT OF DELHI AT NEW DELHI**

**+ O.M.P. (COMM) 248/2017**

SHIEL TRADE VENTURE PRIVATE LIMITED .... Petitioner  
Through Mr. Ankt Virmani and Ms.Mansi Kumar, Adv.

versus

SAMSUNG INDIA ELECTRONICS PRIVATE LIMITED ..... Respondent  
Through

**CORAM: HON'BLE MR. JUSTICE JAYANT NATH**

% **ORDER**  
**30.05.2017**

**I.A. No. 6818/2017 (exemption)**

Allowed subject to all just exceptions.

**O.M.P. (COMM) 248/2017**

Learned counsel for the petitioner relies upon the judgment of this court in the case of **Alupro Building Systems Pvt. Ltd. vs. Ozone Overseas Pvt. Ltd., 2017 SCC OnLine Del. 7228** to submit that the alleged arbitration agreement which is stated on the reverse of the invoice raised by the respondent cannot be termed to be an arbitration agreement.

Issue notice to the respondent through ordinary process and speed post, returnable for 11.10.2017.

**JAYANT NATH, J**

**MAY 30, 2017/rb**

**LOCAL AGENCY FURTHER INFORMATION**

Sr. No.	Check list by info agents	Available in Report (Yes/No)
1	Year of establishment	Yes
2	Constitution of the entity -Incorporation details	Yes
3	Locality of the entity	Yes
4	Premises details	No
5	Buyer visit details	--
6	Contact numbers	Yes
7	Name of the person contacted	No
8	Designation of contact person	No
9	Promoter's background	Yes
10	Date of Birth of Proprietor / Partners / Directors	Yes
11	Pan Card No. of Proprietor / Partners	No
12	Voter Id Card No. of Proprietor / Partners	No
13	Type of business	Yes
14	Line of Business	Yes
15	Export/import details (if applicable)	No
16	No. of employees	No
17	Details of sister concerns	Yes
18	Major suppliers	No
19	Major customers	No
20	Banking Details	No

**DISCLAIMER :** This Report is **PRIVATE & CONFIDENTIAL** and it is prepared at the request of and for its use by the Subscriber only. The Subscriber shall use the contents of the Report merely as an aid to its business. Mira Inform Private Limited ("MIPL") has collated information/data in the Report, which have not been verified unless otherwise specifically mentioned in the Report. The Subscriber shall independently verify the accuracy and correctness of the information/data before in any way acting upon the same. MIPL shall not be liable for any harm, injury, loss or damage caused to the Subscriber due to default by the Subscriber's debtors/beneficiaries in fulfilling their obligations of any nature whatsoever. This Report or any of its portion shall not be used as a documentary evidence or otherwise before any investigative agencies or forum of law. This Report is confidential and proprietary to MIPL. The Subscriber and/or any other person(s) may not reproduce, publish or disclose any of the contents of the Report to others without the express authorization of MIPL. This Report is prepared and issued to the Subscriber without any risk, responsibility or liability on the part of MIPL or its officials.

21	Banking facility details	No
22	Conduct of the banking account	--
23	Financials, if provided	Yes
24	Capital in the business	Yes
25	Last accounts filed at ROC, if applicable	No
26	Turnover of firm for last three years	Yes
27	Reasons for variation <> 20%	--
28	Estimation for coming financial year	No
29	Profitability for last three years	Yes
30	Major shareholders, if available	Yes
31	Litigations that the firm/promoter involved in	Yes
32	Market information	--
33	Payments terms	No
34	Negative Reporting by Auditors in the Annual Report	No

**NOTE:**

Registered office of the company has been shifted from Suites No. 101- 103, First Floor, Copia Corporate Suites, Plot No. 9, Jasola District Center, New Delhi-110025, India to the present address w.e.f. 21.03.2011.

**GENERAL INFORMATION (As on 31.03.2016)**

The Company is engaged in manufacturing and trading of Audio Visual products, Home Appliances, Information Technology products, Hand Held Phones, Networking equipments and development and export of software. The Company has manufacturing plants in India and sells primarily in India through a network of dealers and distributors.

**FINANCIAL PERFORMANCE AND THE STATE OF COMPANY'S AFFAIRS (As on 31.03.2016)**

The turnover and other income for the financial year 2015-16 increased to INR 470014.000 million from INR 394433.000 million in the previous year, recording a marginal growth of 19%. Profit Before Tax for the FY 2015-16 stood at INR 44815.000 million against INR 23156.000 million in the previous year. Profit After Tax for the FY 2015-16 stood at INR 30101.000 million against INR 13985.000 million in the previous year.

**FUTURE OUTLOOK (As on 31.03.2016)**

Samsung Electronics' vision for the new decade is, "Inspire the World, Create the Future." This new vision reflects Samsung Electronics' commitment to inspiring its communities by leveraging Samsung's three key strengths: "New Technology", "Innovative Products" and "Creative Solutions", and to promoting new value for Samsung's core networks – Industry, Partners and Employees. Through these efforts, Samsung hopes to contribute to a better world and a richer experience for all.

As a part of this vision, Samsung has mapped out a specific plan of reaching \$400 billion in revenue and becoming one of the world's top five brands by 2020. To this end, Samsung has also established three strategic approaches in its management: "Creativity", "Partnership", and "Talent".

Samsung is excited about the future. As they build on their previous accomplishments, they look forward to exploring new territories, including health, medicine, and biotechnology. Samsung is committed to being a creative leader in new markets and becoming a truly No.1 business going forward.

**AWARDS AND RECOGNITION (As on 31.03.2016)**

The Company is pleased to inform us that it has won following awards and recognitions for both its corporate initiatives as well as its innovations across product categories during the FY 2015-16:

- Most Trusted Brand by The Brand Trust Report, India
- Ultra Data Saving Mode was awarded as Excellence in Mobile Device and Equipment ET Now Telecom Excellence Award
- Special Recognition Award for the most Attractive Employer, CE industry, Randstad
- Best Contact Centre at Kamikaze Customer Fest
- Best Service Leadership at Kamikaze Customer Fest
- Most Happy Customers at TeleAnalysis Leadership Awards
- Best Aftermarket Service at TeleAnalysis Leadership Awards
- Most Stylish Smartphone of the year by CNBC Awaaz TechGuru for Galaxy S6 Edge
- Most Stylish Smartphone of the year by CNBC Awaaz TechGuru
- Smartphone of the Year by NDTV Gadget Guru Awards for Galaxy S6 Edge
- Smartphone of the year by Exhibit Tech Awards for Galaxy S6 Edge
- Best Flagship of the Year by Mobility Excellence for Galaxy S6 Edge
- Gadget of the year (Viewers' Choice) by NDTV Gadget Guru for SUHD TV
- Gold Award by Readers' Digest Trusted Brand Refrigerator Category
- 2nd Most Trusted Brand in India by The Economic Times Brand Equity
- The Samsung Smart Class initiative was awarded as Excellence in Marketing, Branding and CSR under the Best Education/ Scholarship Program category in the 5th Asian Customer Engagement Forum (ACEF)
- Golden Globe Tigers Awards for "Support and Improving Quality of Education" and "Best Project Collaboration"

**INDEX OF CHARGE:**

SN o	SRN	Charge Id	Charge Holder Name	Date of Creation	Date of Modificatio n	Date of Satisfactio n	Amount	Address
1	B1755712 5	8001914 9	ICICI BANK LIMITED	12/05/200 3	05/10/2005	27/07/2011	70000000.0	9A Phelps Building, C P, New Delhi- 110001, India
2	B1758851 8	8001915 1	ICICI BANK LIMITED	02/04/200 3	05/10/2005	27/07/2011	150000000. 0	9A Phelps Building, C P, New Delhi-

**DISCLAIMER :** This Report is **PRIVATE & CONFIDENTIAL** and it is prepared at the request of and for its use by the Subscriber only. The Subscriber shall use the contents of the Report merely as an aid to its business. Mira Inform Private Limited ("MIPL") has collated information/data in the Report, which have not been verified unless otherwise specifically mentioned in the Report. The Subscriber shall independently verify the accuracy and correctness of the information/data before in any way acting upon the same. MIPL shall not be liable for any harm, injury, loss or damage caused to the Subscriber due to default by the Subscriber's debtors/beneficiaries in fulfilling their obligations of any nature whatsoever. This Report or any of its portion shall not be used as a documentary evidence or otherwise before any investigative agencies or forum of law. This Report is confidential and proprietary to MIPL. The Subscriber and/or any other person(s) may not reproduce, publish or disclose any of the contents of the Report to others without the express authorization of MIPL. This Report is prepared and issued to the Subscriber without any risk, responsibility or liability on the part of MIPL or its officials.

								110001, India
3	B0747140 2	8001910 9	DEUTSCH E BANK	02/03/200 5	-	19/02/2011	600000000. 0	New Delhi Branch Tolstoy House, 15- 17, Tolstoy Marg, New Delhi- 110001, India
4	A2281284 6	8003230 6	STATE BANK OF INDIA	27/03/200 2	-	06/09/2007	200000000. 0	NEPZ Branch , Phase II Dr. Gautam Budh Nagar, Noida- 201305, Uttar Pradesh, India
5	A2267223 2	8003227 6	STATE BANK OF INDIA	30/09/199 7	-	06/09/2007	300000000. 0	NEPZ Branch , Phase II Dr. Gautam Budh Nagar, Noida- 201305, Uttar Pradesh, India
6	A0928579 2	8001911 3	IDBI BANK LIMITED	18/03/200 2	05/07/2004	01/01/2007	500000000. 0	19, K G Marg, New Delhi- 110001, India
7	A0862179 9	8001913 9	BANK OF AMERICA NA	10/09/200 4	-	14/12/2006	600000000. 0	DCM Building, 6th Floor, 16 Barakhamb a Road, New Delhi- 110001, India
8	A0671904 1	8001669 3	BANK OFAMERIC	16/04/200 1	-	07/11/2006	300000000.0	DCM Building,

			A					6th Floor, 16 Barakhamb a Road, New Delhi- 110001, India
--	--	--	---	--	--	--	--	--

**CONTINGENT LIABILITIES:**

(INR in million)

PARTICULARS	31.03.2016	31.03.2015
Claims against company not acknowledged as debt	17669.000	16447.000
Guarantees	10947.000	7242.000
<b>Total</b>	<b>28616.000</b>	<b>23689.000</b>

**FIXED ASSETS:**

**Tangible Asset:**

- Leasehold Improvements
- Plant and Machinery
- Furniture and Fixture
- Computer
- Vehicles
- Tools

**Intangible Asset:**

- Computer Software
- Goodwill

**CMT REPORT (Corruption, Money Laundering & Terrorism)**

The Public Notice information has been collected from various sources including but not limited to: **The Courts, India Prisons Service, Interpol, etc.**

**1] INFORMATION ON DESIGNATED PARTY**

No exist designating subject or any of its beneficial owners, controlling shareholders or senior officers as terrorist or terrorist organization or whom notice had been received that all financial transactions involving their assets have been blocked or convicted, found guilty or against whom a judgement or order had been entered in a proceedings for violating money-laundering, anti-corruption or bribery or international economic or anti-terrorism sanction laws or whose assets were seized, blocked, frozen or ordered forfeited for violation of money laundering or international anti-terrorism laws.

**2] Court Declaration :**

**DISCLAIMER :** This Report is **PRIVATE & CONFIDENTIAL** and it is prepared at the request of and for its use by the Subscriber only. The Subscriber shall use the contents of the Report merely as an aid to its business. Mira Inform Private Limited ("MIPL") has collated information/data in the Report, which have not been verified unless otherwise specifically mentioned in the Report. The Subscriber shall independently verify the accuracy and correctness of the information/data before in any way acting upon the same. MIPL shall not be liable for any harm, injury, loss or damage caused to the Subscriber due to default by the Subscriber's debtors/beneficiaries in fulfilling their obligations of any nature whatsoever. This Report or any of its portion shall not be used as a documentary evidence or otherwise before any investigative agencies or forum of law. This Report is confidential and proprietary to MIPL. The Subscriber and/or any other person(s) may not reproduce, publish or disclose any of the contents of the Report to others without the express authorization of MIPL. This Report is prepared and issued to the Subscriber without any risk, responsibility or liability on the part of MIPL or its officials.

No records exist to suggest that subject is or was the subject of any formal or informal allegations, prosecutions or other official proceeding for making any prohibited payments or other improper payments to government officials for engaging in prohibited transactions or with designated parties.

**3] Asset Declaration :**

No records exist to suggest that the property or assets of the subject are derived from criminal conduct or a prohibited transaction.

**4] Record on Financial Crime :**

Charges or conviction registered against subject: **None**

**5] Records on Violation of Anti-Corruption Laws :**

Charges or investigation registered against subject: **None**

**6] Records on Int'l Anti-Money Laundering Laws/Standards :**

Charges or investigation registered against subject: **None**

**7] Criminal Records**

No available information exist that suggest that subject or any of its principals have been formally charged or convicted by a competent governmental authority for any financial crime or under any formal investigation by a competent government authority for any violation of anti-corruption laws or international anti-money laundering laws or standard.

**8] Affiliation with Government :**

No record exists to suggest that any director or indirect owners, controlling shareholders, director, officer or employee of the company is a government official or a family member or close business associate of a Government official.

**9] Compensation Package :**

Our market survey revealed that the amount of compensation sought by the subject is fair and reasonable and comparable to compensation paid to others for similar services.

**10] Press Report :**

No press reports / filings exists on the subject.

**CORPORATE GOVERNANCE**

MIRA INFORM as part of its Due Diligence do provide comments on Corporate Governance to identify management and governance. These factors often have been predictive and in some cases have created vulnerabilities to credit deterioration.

Our Governance Assessment focuses principally on the interactions between a company's management, its Board of Directors, Shareholders and other financial stakeholders.

**CONTRAVENTION**

Subject is not known to have contravened any existing local laws, regulations or policies that prohibit, restrict or otherwise affect the terms and conditions that could be included in the agreement with the subject.

**DISCLAIMER :** This Report is **PRIVATE & CONFIDENTIAL** and it is prepared at the request of and for its use by the Subscriber only. The Subscriber shall use the contents of the Report merely as an aid to its business. Mira Inform Private Limited ("MIPL") has collated information/data in the Report, which have not been verified unless otherwise specifically mentioned in the Report. The Subscriber shall independently verify the accuracy and correctness of the information/data before in any way acting upon the same. MIPL shall not be liable for any harm, injury, loss or damage caused to the Subscriber due to default by the Subscriber's debtors/beneficiaries in fulfilling their obligations of any nature whatsoever. This Report or any of its portion shall not be used as a documentary evidence or otherwise before any investigative agencies or forum of law. This Report is confidential and proprietary to MIPL. The Subscriber and/or any other person(s) may not reproduce, publish or disclose any of the contents of the Report to others without the express authorization of MIPL. This Report is prepared and issued to the Subscriber without any risk, responsibility or liability on the part of MIPL or its officials.

**FOREIGN EXCHANGE RATES**

Currency	Unit	INR
US Dollar	1	INR 63.48
UK Pound	1	INR 86.41
Euro	1	INR 76.54

**INFORMATION DETAILS**

Analysis Done by :	NYT
Report Prepared by :	BHG

**SCORE FACTORS**

DEMERIT POINTS		
--BANK CHARGES	YES/NO	NO
--LITIGATION	YES/NO	YES
--OTHER ADVERSE INFORMATION	YES/NO	NO
MERIT POINTS		
--SOLE DISTRIBUTORSHIP	YES/NO	NO
--EXPORT ACTIVITIES	YES/NO	NO
--AFFILIATION	YES/NO	YES
--LISTED	YES/NO	NO
--OTHER MERIT FACTORS	YES/NO	YES

**RATING EXPLANATIONS**

Credit Rating	Explanation	Rating Comments
A++	Minimum Risk	Business dealings permissible with minimum risk of default
A+	Low Risk	Business dealings permissible with low risk of default
A	Acceptable Risk	Business dealings permissible with moderate risk of default
B	Medium Risk	Business dealings permissible on a regular monitoring basis
C	Medium High Risk	Business dealings permissible preferably on secured basis
D	High Risk	Business dealing not recommended or on secured terms only
NB	New Business	No recommendation can be done due to business in infancy stage
NT	No Trace	No recommendation can be done as the business is not traceable

NB is stated where there is insufficient information to facilitate rating. However, it is not to be considered as unfavourable.

This score serves as a reference to assess SC's credit risk and to set the amount of credit to be extended. It is calculated from a composite of weighted scores obtained from each of the major sections of this report. The assessed factors are as follows:

- Financial condition covering various ratios
- Company background and operations size
- Promoters / Management background
- Payment record
- Litigation against the subject
- Industry scenario / competitor analysis
- Supplier / Customer / Banker review (wherever available)

**PRIVATE & CONFIDENTIAL** : This information is provided to you at your request, you having employed MIPL for such purpose. You will use the information as aid only in determining the propriety of giving credit and generally as an aid to your business and for no other purpose. You will hold the information in strict confidence, and shall not reveal it or make it known to the subject persons, firms or corporations or to any other. MIPL does not warrant the correctness of the information as you hold it free of any liability whatsoever. You will be liable to and indemnify MIPL for any loss, damage or expense, occasioned by your breach or non observance of any one, or more of these conditions

This report is issued at your request without any risk and responsibility on the part of MIRA INFORM PRIVATE LIMITED (MIPL) or its officials.

shall use the contents of the Report merely as an aid to its business. Mira Inform Private Limited ("MIPL") has collated information/data in the Report, which have not been verified unless otherwise specifically mentioned in the Report. The Subscriber shall independently verify the accuracy and correctness of the information/data before in any way acting upon the same. MIPL shall not be liable for any harm, injury, loss or damage caused to the Subscriber due to default by the Subscriber's debtors/beneficiaries in fulfilling their obligations of any nature whatsoever. This Report or any of its portion shall not be used as a documentary evidence or otherwise before any investigative agencies or forum of law. This Report is confidential and proprietary to MIPL. The Subscriber and/or any other person(s) may not reproduce, publish or disclose any of the contents of the Report to others without the express authorization of MIPL. This Report is prepared and issued to the Subscriber without any risk, responsibility or liability on the part of MIPL or its officials.