

**NO. : 1**

## MIRA INFORM REPORT

|                      |            |
|----------------------|------------|
| <b>Report No. :</b>  | 484595     |
| <b>Report Date :</b> | 06.01.2018 |

### IDENTIFICATION DETAILS

|   |  |
|---|--|
| <b>Name :</b>   | EUROFLEX TRANSMISSIONS (INDIA) PRIVATE LIMITED                                       |
| <b>Registered Office :</b>                                  | Plot No:99, C.I.E Phase – II, Gandhi Nagar, Balanagar, Hyderabad – 500037, Telangana |
| <b>Tel No:</b>  | 91-40-23076970   |
| <b>Country :</b>  | India  |
| <b>Financials (as on) :</b>                                 | 31.03.2016   |
| <b>Date of Incorporation :</b>                              | 16.12.1991   |
| <b>Com. Reg. No.:</b>                                       | 36-013571  |
| <b>Capital Investment / Paid-up Capital :</b>               | INR 1.886 Million  |
| <b>CIN No.:</b><br>[Company Identification No.]             | U32204TG1991PTC013571  |
| <b>IEC No.:</b>   | Not Available  |
| <b>GSTIN/UIN:</b>   | Not Available  |
| <b>TAN No.:</b><br>[Tax Deduction & Collection Account No.] | Not Available  |
| <b>PAN No.:</b><br>[Permanent Account No.]                  | AAACE5313K   |

**DISCLAIMER :** This Report is **PRIVATE & CONFIDENTIAL** and it is prepared at the request of and for its use by the Subscriber only. The Subscriber shall use the contents of the Report merely as an aid to its business. Mira Inform Private Limited ("MIPL") has collated information/data in the Report, which have not been verified unless otherwise specifically mentioned in the Report. The Subscriber shall independently verify the accuracy and correctness of the information/data before in any way acting upon the same. MIPL shall not be liable for any harm, injury, loss or damage caused to the Subscriber due to default by the Subscriber's debtors/beneficiaries in fulfilling their obligations of any nature whatsoever. This Report or any of its portion shall not be used as a documentary evidence or otherwise before any investigative agencies or forum of law. This Report is confidential and proprietary to MIPL. The Subscriber and/or any other person(s) may not reproduce, publish or disclose any of the contents of the Report to others without the express authorization of MIPL. This Report is prepared and issued to the Subscriber without any risk, responsibility or liability on the part of MIPL or its officials.

**EUROFLEX TRANSMISSIONS (INDIA) PRIVATE LIMITED - 484595 06-JAN-2018.HTM** **PAGE**

**NO. : 2**

|                           |   |
|---------------------------|---|
| <b>Legal Form :</b>       | Private Limited Liability Company   |
| <b>Line of Business :</b> | The company is engaged in the business of design, manufacture and supply of Flexible Disc Couplings for applications in critical turbo machinery such as Gas Turbines, Steam Turbines, Turbo Compressors, Boiler Feed Pumps, etc. (Registered Activity) |
| <b>No. of Employees :</b> | Not Available   |

**RATING & COMMENTS**

(Mira Inform has adopted New Rating mechanism w.e.f. 23<sup>rd</sup> January 2017)

**MIRA's Rating :** **A+**

| Credit Rating | Explanation | Rating Comments  |
|---------------|-------------|--|
| A+            | Low Risk    | Business dealings permissible with low risk of default |

|                               |  |
|-------------------------------|--|
| <b>Maximum Credit Limit :</b> | USD 2300000  |
| <b>Status :</b>               | Good   |
| <b>Payment Behaviour :</b>    | Regular  |
| <b>Litigation :</b>           | Clear  |
| <b>Comments :</b>             | <p>Subject is a subsidiary of 'Autoard Holdings Limited' based on united kingdom (UK) and it was incorporated in the year.1991.</p> <p>Management has failed to file latest financials with government registry.</p> <p>As per available financials of March 2016, the company has registered decline at 15.31% in its revenue as compared to its previous year's revenue and has reported good profit margin of 27.03%.</p> <p>Rating takes into consideration the company's established track record of business operation marked by sound net worth base along with zero debt balance sheet and good liquidity position.</p> <p>Rating also takes into account the strong financial and managerial support received from its holding entity and well experienced management team.</p> <p>Further, the company has reported a good earnings per share of INR 12147.21 against its face value of INR 100.</p> <p>Payments are reported to be regular.</p> |

**DISCLAIMER :** This Report is **PRIVATE & CONFIDENTIAL** and it is prepared at the request of and for its use by the Subscriber only. The Subscriber shall use the contents of the Report merely as an aid to its business. Mira Inform Private Limited ("MIPL") has collated information/data in the Report, which have not been verified unless otherwise specifically mentioned in the Report. The Subscriber shall independently verify the accuracy and correctness of the information/data before in any way acting upon the same. MIPL shall not be liable for any harm, injury, loss or damage caused to the Subscriber due to default by the Subscriber's debtors/beneficiaries in fulfilling their obligations of any nature whatsoever. This Report or any of its portion shall not be used as a documentary evidence or otherwise before any investigative agencies or forum of law. This Report is confidential and proprietary to MIPL. The Subscriber and/or any other person(s) may not reproduce, publish or disclose any of the contents of the Report to others without the express authorization of MIPL. This Report is prepared and issued to the Subscriber without any risk, responsibility or liability on the part of MIPL or its officials.

**EUROFLEX TRANSMISSIONS (INDIA) PRIVATE LIMITED - 484595 06-JAN-2018.HTM** **PAGE**

**NO. : 3**

|  |   |
|--|---|
|  | In view of aforesaid, the company can be considered good for business dealings at usual trade terms and conditions. |
|--|---|

**NOTES :**

Any query related to this report can be made on e-mail : [infodept@mirainform.com](mailto:infodept@mirainform.com) while quoting report number, name and date.

**ECGC Country Risk Classification List**

| Country Name | Previous Rating<br>(30.06.2017) | Current Rating<br>(30.09.2017) |
|--------------|---------------------------------|--------------------------------|
| India        | A1                              | A1                             |

| Risk Category        | ECGC Classification |
|----------------------|---------------------|
| Insignificant        | A1                  |
| Low Risk             | A2                  |
| Moderately Low Risk  | B1                  |
| Moderate Risk        | B2                  |
| Moderately High Risk | C1                  |
| High Risk            | C2                  |
| Very High Risk       | D                   |

**EXTERNAL AGENCY RATING**

|                    |               |
|--------------------|---------------|
| Rating Agency Name | Not Available |
| Rating             | Not Available |
| Rating Explanation | Not Available |
| Date               | Not Available |

**RBI DEFAULTERS' LIST STATUS**

Subject's name is not enlisted as a defaulter in the publicly available RBI Defaulters' list.

**EPF (Employee Provident Fund) DEFAULTERS' LIST STATUS**

Subject's name is not enlisted as a defaulter in the publicly available EPF (Employee Provident Fund) Defaulters' list as of 31-03-2016.

**BIFR (Board for Industrial & Financial Reconstruction) LISTING STATUS**

**DISCLAIMER :** This Report is **PRIVATE & CONFIDENTIAL** and it is prepared at the request of and for its use by the Subscriber only. The Subscriber shall use the contents of the Report merely as an aid to its business. Mira Inform Private Limited ("MIPL") has collated information/data in the Report, which have not been verified unless otherwise specifically mentioned in the Report. The Subscriber shall independently verify the accuracy and correctness of the information/data before in any way acting upon the same. MIPL shall not be liable for any harm, injury, loss or damage caused to the Subscriber due to default by the Subscriber's debtors/beneficiaries in fulfilling their obligations of any nature whatsoever. This Report or any of its portion shall not be used as a documentary evidence or otherwise before any investigative agencies or forum of law. This Report is confidential and proprietary to MIPL. The Subscriber and/or any other person(s) may not reproduce, publish or disclose any of the contents of the Report to others without the express authorization of MIPL. This Report is prepared and issued to the Subscriber without any risk, responsibility or liability on the part of MIPL or its officials.

**EUROFLEX TRANSMISSIONS (INDIA) PRIVATE LIMITED - 484595 06-JAN-2018.HTM PAGE**

**NO. : 4**

Subject's name is not listed as a Sick Unit in the publicly available BIFR (Board for Industrial & Financial Reconstruction) list as of 06.01.2018

**IBBI (Insolvency and Bankruptcy Board of India) LISTING STATUS**

Subject's name is not listed in the publicly available IBBI (Insolvency and Bankruptcy Board of India) list as of report date.

**LOCATIONS**

|                            |   |
|----------------------------|---|
| <b>Registered Office :</b> | Plot No:99, C.I.E Phase – II, Gandhi Nagar, Balanagar, Hyderabad – 500037, Telangana, India |
| <b>Tel No:</b>             | 91-40-23076970  |
| <b>Fax No.:</b>            | Not Available   |
| <b>E-Mail :</b>            | <a href="mailto:india.accounts@rexnord.com">india.accounts@rexnord.com</a>                  |
| <b>Website :</b>           | <a href="http://www.euroflex.co.in">http://www.euroflex.co.in</a>                           |

**DIRECTORS**

**AS ON 31.03.2017**

|                              |  |
|------------------------------|--|
| <b>Name :</b>                | Mr. Joerg Stefan Greving   |
| <b>Designation :</b>         | Director   |
| <b>Address :</b>             | Nadlerstrasse 10, D-69117 Heidelberg Germany   |
| <b>Date of Birth/Age :</b>   | 24.07.1973   |
| <b>Date of Appointment :</b> | 20.11.2017   |
| <b>DIN No.:</b>              | 07730736   |
| <b>Name :</b>                | Mr. Vikas Thiruvalluru   |
| <b>Designation :</b>         | Director   |
| <b>Address :</b>             | A-22, Indian Airlines Colony, Police Lines, Secunderabad, Hyderabad – 500003, Telangana, India |
| <b>Date of Birth/Age :</b>   | 29.11.1980   |
| <b>Date of Appointment :</b> | 20.11.2017   |
| <b>DIN No.:</b>              | 07997464   |
| <b>Name :</b>                | Mr. Faiz Aziz Ahmed  |
| <b>Designation :</b>         | Director   |
| <b>Address :</b>             | B2-603, Bramha Emerald County, Nibm Road, Kondhwa, Pune – 411048, Maharashtra, India           |
| <b>Date of Birth/Age :</b>   | 06.09.1982   |
| <b>Date of Appointment :</b> | 06.06.2016   |
| <b>DIN No.:</b>              | 07535386   |

**DISCLAIMER :** This Report is **PRIVATE & CONFIDENTIAL** and it is prepared at the request of and for its use by the Subscriber only. The Subscriber shall use the contents of the Report merely as an aid to its business. Mira Inform Private Limited ("MIPL") has collated information/data in the Report, which have not been verified unless otherwise specifically mentioned in the Report. The Subscriber shall independently verify the accuracy and correctness of the information/data before in any way acting upon the same. MIPL shall not be liable for any harm, injury, loss or damage caused to the Subscriber due to default by the Subscriber's debtors/beneficiaries in fulfilling their obligations of any nature whatsoever. This Report or any of its portion shall not be used as a documentary evidence or otherwise before any investigative agencies or forum of law. This Report is confidential and proprietary to MIPL. The Subscriber and/or any other person(s) may not reproduce, publish or disclose any of the contents of the Report to others without the express authorization of MIPL. This Report is prepared and issued to the Subscriber without any risk, responsibility or liability on the part of MIPL or its officials.



---

**MIRA INFORM PRIVATE LIMITED**  
605, Palmspring, Near D'Mart, Link Road,  
Malad (West), Mumbai - 400 064. INDIA  
Tel : 91-22-40448000 (44 lines)  
Fax : 91-22-40448045 / 40448046  
E-mail : mira@mirainform.com  
info@mirainform.com  
Website : <http://www.mirainform.com>  
<http://www.miraglobalcheck.com>  
<http://www.miraglobalcollections.com>

---

***EUROFLEX TRANSMISSIONS (INDIA) PRIVATE LIMITED - 484595 06-JAN-2018.HTM*** **PAGE**

**NO. : 5**

**DISCLAIMER** : This Report is **PRIVATE & CONFIDENTIAL** and it is prepared at the request of and for its use by the Subscriber only. The Subscriber shall use the contents of the Report merely as an aid to its business. Mira Inform Private Limited ("MIPL") has collated information/data in the Report, which have not been verified unless otherwise specifically mentioned in the Report. The Subscriber shall independently verify the accuracy and correctness of the information/data before in any way acting upon the same. MIPL shall not be liable for any harm, injury, loss or damage caused to the Subscriber due to default by the Subscriber's debtors/beneficiaries in fulfilling their obligations of any nature whatsoever. This Report or any of its portion shall not be used as a documentary evidence or otherwise before any investigative agencies or forum of law. This Report is confidential and proprietary to MIPL. The Subscriber and/or any other person(s) may not reproduce, publish or disclose any of the contents of the Report to others without the express authorization of MIPL. This Report is prepared and issued to the Subscriber without any risk, responsibility or liability on the part of MIPL or its officials.

**NO. : 6**

**MAJOR SHAREHOLDERS**

**AS ON 31.03.2016**

| <b>Names of Shareholders</b>  | <b>No. of Shares</b> |
|---|----------------------|
| Autogaurd Holdings Limited, UK  | 2718847              |
| Rexnord Industries LLC (As a nominee of Autogaurd Holdings Limited, UK) | 2810                 |
| <b>Total</b>  | <b>2721657</b>       |

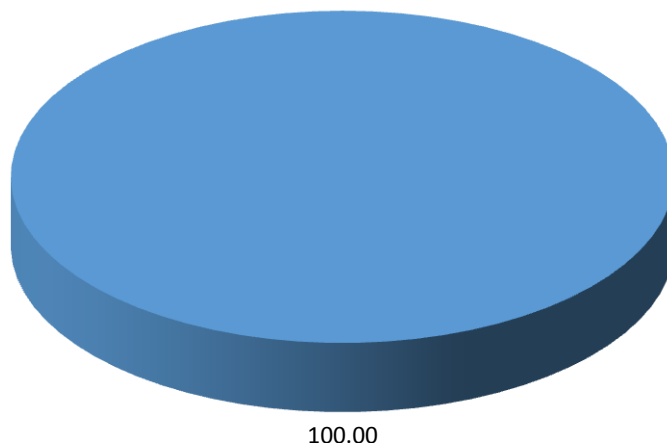
**Equity Share Break up (Percentage of Total Equity)**

**AS ON 20.09.2016**

| <b>Category</b>           | <b>Percentage</b> |
|---------------------------|-------------------|
| Promoters- Body corporate | 100.00            |
| <b>Total</b>              | <b>100.00</b>     |

**Share holding pattern**

■ Promoters- Body corporate



**EUROFLEX TRANSMISSIONS (INDIA) PRIVATE LIMITED - 484595 06-JAN-2018.HTM** **PAGE**  
**NO. : 7**

**BUSINESS DETAILS**

|                              |   |                 |
|------------------------------|---|-----------------|
| <b>Line of Business :</b>    | The company is engaged in the business of design, manufacture and supply of Flexible Disc Couplings for applications in critical turbo machinery such as Gas Turbines, Steam Turbines, Turbo Compressors, Boiler Feed Pumps, etc. (Registered Activity) |                 |
| <b>Products / Services :</b> | <b>Description of products / services</b>   | <b>NIC Code</b> |
|                              | Manufacturing of Transmission shaft couplings   | 2184            |
|                              | Spares of Couplings   | --              |
|                              | Jobbing of Rotor(Turbine) blades/rotors   | 2811            |
| <b>Brand Names :</b>         | Not Available   |                 |
| <b>Agencies Held :</b>       | Not Available   |                 |
| <b>Exports :</b>             | Not Available   |                 |
| <b>Imports :</b>             | Not Available   |                 |
| <b>Terms :</b>               | Not Available   |                 |

**PRODUCTION STATUS – (NOT AVAILABLE)**

**GENERAL INFORMATION**

|                           |                               |               |
|---------------------------|-------------------------------|---------------|
| <b>Suppliers :</b>        | <b>Reference :</b>            | Not Available |
|                           | <b>Name of the Person :</b>   | --            |
|                           | <b>Contact No.:</b>           | --            |
|                           | <b>Since How Long Known :</b> | --            |
|                           | <b>Maximum Limit Dealt :</b>  | --            |
|                           | <b>Experience :</b>           | --            |
|                           | <b>Remark:</b>                | --            |
| <b>Customers :</b>        | <b>Reference :</b>            | Not Available |
|                           | <b>Name of the Person :</b>   | --            |
|                           | <b>Contact No.:</b>           | --            |
|                           | <b>Since How Long Known :</b> | --            |
|                           | <b>Maximum Limit Dealt :</b>  | --            |
|                           | <b>Experience :</b>           | --            |
|                           | <b>Remark:</b>                | --            |
| <b>No. of Employees :</b> | Not Available                 |               |

**DISCLAIMER :** This Report is **PRIVATE & CONFIDENTIAL** and it is prepared at the request of and for its use by the Subscriber only. The Subscriber shall use the contents of the Report merely as an aid to its business. Mira Inform Private Limited ("MIPL") has collated information/data in the Report, which have not been verified unless otherwise specifically mentioned in the Report. The Subscriber shall independently verify the accuracy and correctness of the information/data before in any way acting upon the same. MIPL shall not be liable for any harm, injury, loss or damage caused to the Subscriber due to default by the Subscriber's debtors/beneficiaries in fulfilling their obligations of any nature whatsoever. This Report or any of its portion shall not be used as a documentary evidence or otherwise before any investigative agencies or forum of law. This Report is confidential and proprietary to MIPL. The Subscriber and/or any other person(s) may not reproduce, publish or disclose any of the contents of the Report to others without the express authorization of MIPL. This Report is prepared and issued to the Subscriber without any risk, responsibility or liability on the part of MIPL or its officials.

**EUROFLEX TRANSMISSIONS (INDIA) PRIVATE LIMITED - 484595 06-JAN-2018.HTM** **PAGE**  
**NO. : 8**

|                  |   |                |
|------------------|---|----------------|
| <b>Bankers :</b> | <b>Banker Name :</b>                                  | Bank of Baroda |
|                  | <b>Branch :</b>                                       | --             |
|                  | <b>Person Name (With Designation) :</b>               | --             |
|                  | <b>Contact Number :</b>                               | --             |
|                  | <b>Name of Account Holder :</b>                       | --             |
|                  | <b>Account Number :</b>                               | --             |
|                  | <b>Account Since (Date/Year of Account Opening) :</b> | --             |
|                  | <b>Average Balance Maintained :</b>                   | --             |
|                  | <b>Credit Facilities Enjoyed (CC/OD/Term Loan) :</b>  | --             |
|                  | <b>Account Operation :</b>                            | --             |
|                  | <b>Remark :</b>                                       | --             |

|   |  |
|---|--|
| <b>Auditors :</b>   |  |
| <b>Name :</b>   | S R Batliboi and Associates LLP<br>Chartered Accountants   |
| <b>Address :</b>  | 22 Camac, Street Block C, 3rd Floor, Pune – 700016, Maharashtra, India                                       |
| <b>PAN N Income-tax PAN of auditor or auditor's firm :</b>  | ACHFA9118A   |
| <b>Memberships :</b>  | Not Available  |
| <b>Collaborators :</b>  | Not Available  |
| <b>Holding company:</b>   | <ul style="list-style-type: none"> <li>Autogard Holdings Limited., UK</li> </ul>                             |
| <b>Ultimate Holding Company:</b>  | <ul style="list-style-type: none"> <li>Rexnord Corporation LLC, USA</li> </ul>                               |
| <b>Fellow Subsidiary company</b>  | <ul style="list-style-type: none"> <li>Rexcord NV Belgium</li> <li>Srikar Avenues Private Limited</li> </ul> |
| <b>Enterprises which are owned, or have significant influence of or are partners with Key management personnel and their relatives:</b> | <ul style="list-style-type: none"> <li>Euroflex Transmission Limited</li> </ul>                              |

**CAPITAL STRUCTURE**

AS ON 31.03.2016

**Authorised Capital :**

| No. of Shares | Type          | Value          | Amount            |
|---------------|---------------|----------------|-------------------|
| 30000         | Equity Shares | INR 100/- each | INR 3.000 Million |

**Issued, Subscribed & Paid-up Capital :**

| No. of Shares | Type          | Value          | Amount            |
|---------------|---------------|----------------|-------------------|
| 18857         | Equity Shares | INR 100/- each | INR 1.886 Million |

**FINANCIAL DATA**  
*[all figures are INR Million]*

**ABRIDGED BALANCE SHEET**

| <b>SOURCES OF FUNDS</b>                        | <b>31.03.2016</b> | <b>31.03.2015</b> | <b>31.03.2014</b> |
|--|-------------------|-------------------|-------------------|
| <b>I. EQUITY AND LIABILITIES</b>               |                   |                   |                   |
| (1) Shareholders' Funds                        |                   |                   |                   |
| (a) Share Capital                              | 1.886             | 1.886             | 1.886             |
| (b) Reserves and Surplus                       | 806.550           | 577.490           | 1490.617          |
| (c) Money received against share warrants      | 0.000             | 0.000             | 0.000             |
| <b>Total Shareholders' Funds (1) + (2)</b>     | <b>808.436</b>    | <b>579.376</b>    | <b>1492.503</b>   |
| (3) Non-Current Liabilities                    |                   |                   |                   |
| (a) long-term borrowings                       | 0.000             | 0.000             | 0.000             |
| (b) Deferred tax liabilities (Net)             | 0.000             | 6.594             | 18.960            |
| (c) Other long-term liabilities                | 0.000             | 0.000             | 0.000             |
| (d) long-term provisions                       | 0.365             | 1.161             | 0.000             |
| <b>Total Non-current Liabilities (3)</b>       | <b>0.365</b>      | <b>7.755</b>      | <b>18.960</b>     |
| (4) Current Liabilities                        |                   |                   |                   |
| (a) Short-term borrowings                      | 0.000             | 0.000             | 129.489           |
| (b) Trade payables                             | 72.278            | 43.845            | 79.689            |
| (c) Other current liabilities                  | 8.451             | 15.313            | 17.305            |
| (d) Short-term provisions                      | 18.847            | 29.763            | 279.043           |
| <b>Total Current Liabilities (4)</b>           | <b>99.576</b>     | <b>88.921</b>     | <b>505.526</b>    |
| <b>TOTAL</b>                                   | <b>908.377</b>    | <b>676.052</b>    | <b>2016.989</b>   |
| <b>II. ASSETS</b>                              |                   |                   |                   |
| (1) Non-current assets                         |                   |                   |                   |
| (a) Fixed Assets                               |                   |                   |                   |
| (i) Tangible assets                            | 249.305           | 285.645           | 314.712           |
| (ii) Intangible Assets                         | 0.000             | 0.000             | 0.000             |
| (iii) Tangible assets capital work-in-progress | 0.000             | 0.000             | 0.000             |
| (iv) Intangible assets under development       | 0.000             | 0.000             | 0.000             |
| (b) Non-current Investments                    | 0.000             | 0.000             | 9.900             |
| (c) Deferred tax assets (net)                  | 2.221             | 0.000             | 0.000             |
| (d) Long-term loans and advances               | 180.841           | 7.460             | 11.043            |
| (e) Other Non-current assets                   | 19.999            | 50.383            | 70.396            |
| <b>Total Non-Current Assets</b>                | <b>452.366</b>    | <b>343.488</b>    | <b>406.051</b>    |
| (2) Current assets                             |                   |                   |                   |
| (a) Current investments                        | 0.042             | 0.042             | 0.542             |

**DISCLAIMER** : This Report is **PRIVATE & CONFIDENTIAL** and it is prepared at the request of and for its use by the Subscriber only. The Subscriber shall use the contents of the Report merely as an aid to its business. Mira Inform Private Limited ("MIPL") has collated information/data in the Report, which have not been verified unless otherwise specifically mentioned in the Report. The Subscriber shall independently verify the accuracy and correctness of the information/data before in any way acting upon the same. MIPL shall not be liable for any harm, injury, loss or damage caused to the Subscriber due to default by the Subscriber's debtors/beneficiaries in fulfilling their obligations of any nature whatsoever. This Report or any of its portion shall not be used as a documentary evidence or otherwise before any investigative agencies or forum of law. This Report is confidential and proprietary to MIPL. The Subscriber and/or any other person(s) may not reproduce, publish or disclose any of the contents of the Report to others without the express authorization of MIPL. This Report is prepared and issued to the Subscriber without any risk, responsibility or liability on the part of MIPL or its officials.

**EUROFLEX TRANSMISSIONS (INDIA) PRIVATE LIMITED - 484595 06-JAN-2018.HTM** **PAGE**

**NO. : 11**

|                                   |                |                |                 |
|-----------------------------------|----------------|----------------|-----------------|
| (b) Inventories                   | 59.761         | 46.923         | 55.727          |
| (c) Trade receivables             | 147.280        | 149.568        | 172.145         |
| (d) Cash and bank balances        | 166.089        | 86.117         | 1275.278        |
| (e) Short-term loans and advances | 61.378         | 29.376         | 24.953          |
| (f) Other current assets          | 21.461         | 20.538         | 82.293          |
| <b>Total Current Assets</b>       | <b>456.011</b> | <b>332.564</b> | <b>1610.938</b> |
|                                   |                |                |                 |
| <b>TOTAL</b>                      | <b>908.377</b> | <b>676.052</b> | <b>2016.989</b> |

**PROFIT & LOSS ACCOUNT**

|                  | <b>PARTICULARS</b>  | <b>31.03.2016</b> | <b>31.03.2015</b> | <b>31.03.2014</b> |
|------------------|---|-------------------|-------------------|-------------------|
|                  | <b>SALES</b>  |                   |                   |                   |
|                  | Total Revenue from operations   | 847.445           | 1000.685          | 948.069           |
|                  | Other Income  | 38.673            | 99.764            | 141.607           |
|                  | <b>TOTAL</b>  | <b>886.118</b>    | <b>1100.449</b>   | <b>1089.676</b>   |
|                  |   |                   |                   |                   |
| <b>Less</b>      | <b>EXPENSES</b>   |                   |                   |                   |
|                  | Cost of Materials Consumed  | 163.792           | 186.538           | 168.118           |
|                  | Changes in inventories of finished goods, work-in-progress and Stock-in-Trade | (0.318)           | (0.313)           | (2.044)           |
|                  | Employee benefit expense  | 156.459           | 141.664           | 122.858           |
|                  | CSR expenditure   | 0.902             | 0.000             | 0.000             |
|                  | Other expenses  | 166.307           | 214.131           | 144.665           |
|                  | Prior period items before tax   | 0.000             | (0.015)           | 0.000             |
|                  | <b>TOTAL</b>  | <b>487.142</b>    | <b>542.005</b>    | <b>433.597</b>    |
|                  |   |                   |                   |                   |
|                  | <b>PROFIT/ (LOSS) BEFORE INTEREST, TAX, DEPRECIATION AND AMORTISATION</b>     | <b>398.976</b>    | <b>558.444</b>    | <b>656.079</b>    |
|                  |   |                   |                   |                   |
| <b>Less</b>      | <b>FINANCIAL EXPENSES</b>   | 1.937             | 9.052             | 9.368             |
|                  |   |                   |                   |                   |
|                  | <b>PROFIT / (LOSS) BEFORE TAX, DEPRECIATION AND AMORTISATION</b>              | <b>397.039</b>    | <b>549.392</b>    | <b>646.711</b>    |
|                  |   |                   |                   |                   |
| <b>Less/ Add</b> | <b>DEPRECIATION/ AMORTISATION</b>   | 51.705            | (21.276)          | 34.665            |
|                  |   |                   |                   |                   |
|                  | <b>PROFIT/ (LOSS) BEFORE TAX</b>  | <b>345.334</b>    | <b>570.668</b>    | <b>612.046</b>    |
|                  |   |                   |                   |                   |
| <b>Less</b>      | <b>TAX</b>  | 116.274           | 192.658           | 211.611           |
|                  |   |                   |                   |                   |
|                  | <b>PROFIT/ (LOSS) AFTER TAX</b>   | <b>229.060</b>    | <b>378.010</b>    | <b>400.435</b>    |
|                  |   |                   |                   |                   |
|                  | <b>Earnings / (Loss) Per Share (INR)</b>                                      | <b>12147.213</b>  | <b>20046.137</b>  | <b>21235.350</b>  |

**DISCLAIMER** : This Report is **PRIVATE & CONFIDENTIAL** and it is prepared at the request of and for its use by the Subscriber only. The Subscriber shall use the contents of the Report merely as an aid to its business. Mira Inform Private Limited ("MIPL") has collated information/data in the Report, which have not been verified unless otherwise specifically mentioned in the Report. The Subscriber shall independently verify the accuracy and correctness of the information/data before in any way acting upon the same. MIPL shall not be liable for any harm, injury, loss or damage caused to the Subscriber due to default by the Subscriber's debtors/beneficiaries in fulfilling their obligations of any nature whatsoever. This Report or any of its portion shall not be used as a documentary evidence or otherwise before any investigative agencies or forum of law. This Report is confidential and proprietary to MIPL. The Subscriber and/or any other person(s) may not reproduce, publish or disclose any of the contents of the Report to others without the express authorization of MIPL. This Report is prepared and issued to the Subscriber without any risk, responsibility or liability on the part of MIPL or its officials.

**EUROFLEX TRANSMISSIONS (INDIA) PRIVATE LIMITED - 484595 06-JAN-2018.HTM** **PAGE**

**NO. : 12**

**CURRENT MATURITIES OF LONG TERM DEBT DETAILS**

| Particulars                              | 31.03.2016 | 31.03.2015 | 31.03.2014 |
|--|------------|------------|------------|
| Current Maturities of Long term debt     | 0.000      | 0.000      | 0.948      |
| Cash generated from operations           | 380.492    | 565.255    | 623.065    |
| Net cash flows from (used in) operations | 237.208    | 269.342    | 315.388    |

**KEY RATIOS**

**EFFICIENCY RATIOS**

| PARTICULARS   | 31.03.2016 | 31.03.2015 | 31.03.2014 |
|---|------------|------------|------------|
| Average Collection Days<br>(Sundry Debtors / Income * 365 Days)   | 63.43      | 54.55      | 66.27      |
| Account Receivables Turnover<br>(Income / Sundry Debtors)         | 5.75       | 6.69       | 5.51       |
| Average Payment Days<br>(Sundry Creditors / Purchases * 365 Days) | 161.07     | 85.79      | 173.01     |
| Inventory Turnover<br>(Operating Income / Inventories)            | 6.68       | 11.90      | 11.77      |
| Asset Turnover<br>(Operating Income / Net Fixed Assets)           | 1.60       | 1.96       | 2.08       |

**LEVERAGE RATIOS**

| PARTICULARS  | 31.03.2016 | 31.03.2015 | 31.03.2014 |
|--|------------|------------|------------|
| Debt Ratio<br>((Borrowing + Current Liabilities) / Total Assets)     | 0.11       | 0.13       | 0.25       |
| Debt Equity Ratio<br>(Total Liability / Networth)                    | 0.00       | 0.00       | 0.09       |
| Current Liabilities to Networth<br>(Current Liabilities / Net Worth) | 0.12       | 0.15       | 0.34       |
| Fixed Assets to Networth<br>(Net Fixed Assets / Networth)            | 0.31       | 0.49       | 0.21       |
| Interest Coverage Ratio<br>(PBIT / Financial Charges)                | 205.98     | 61.69      | 70.03      |

**DISCLAIMER** : This Report is **PRIVATE & CONFIDENTIAL** and it is prepared at the request of and for its use by the Subscriber only. The Subscriber shall use the contents of the Report merely as an aid to its business. Mira Inform Private Limited ("MIPL") has collated information/data in the Report, which have not been verified unless otherwise specifically mentioned in the Report. The Subscriber shall independently verify the accuracy and correctness of the information/data before in any way acting upon the same. MIPL shall not be liable for any harm, injury, loss or damage caused to the Subscriber due to default by the Subscriber's debtors/beneficiaries in fulfilling their obligations of any nature whatsoever. This Report or any of its portion shall not be used as a documentary evidence or otherwise before any investigative agencies or forum of law. This Report is confidential and proprietary to MIPL. The Subscriber and/or any other person(s) may not reproduce, publish or disclose any of the contents of the Report to others without the express authorization of MIPL. This Report is prepared and issued to the Subscriber without any risk, responsibility or liability on the part of MIPL or its officials.

**EUROFLEX TRANSMISSIONS (INDIA) PRIVATE LIMITED - 484595 06-JAN-2018.HTM** **PAGE**

**NO. : 13**

**PROFITABILITY RATIOS**

| PARTICULARS   |   | 31.03.2016 | 31.03.2015 | 31.03.2014 |
|---|---|------------|------------|------------|
| Net Profit Margin<br><i>((PAT / Sales) * 100)</i>             | % | 27.03      | 37.78      | 42.24      |
| Return on Total Assets<br><i>((PAT / Total Assets) * 100)</i> | % | 25.22      | 55.91      | 19.85      |
| Return on Investment (ROI)<br><i>((PAT / Networth) * 100)</i> | % | 28.33      | 65.24      | 26.83      |

**SOLVENCY RATIOS**

| PARTICULARS  |  | 31.03.2016 | 31.03.2015 | 31.03.2014 |
|--|--|------------|------------|------------|
| Current Ratio<br><i>(Current Assets / Current Liabilities)</i>                       |  | 4.58       | 3.74       | 3.19       |
| Quick Ratio<br><i>((Current Assets – Inventories) / Current Liabilities)</i>         |  | 3.98       | 3.21       | 3.08       |
| G-Score Ratio Financial<br><i>(Networth / Total Assets)</i>                          |  | 0.89       | 0.86       | 0.74       |
| G-Score Ratio Debt<br><i>(Debts / Equity Capital)</i>                                |  | 0.00       | 0.00       | 69.16      |
| G-Score Ratio Liquidity<br><i>(Total Current Assets / Total Current Liabilities)</i> |  | 4.58       | 3.74       | 3.19       |

*Total Liability = Short-term Debt + Long-term Debt + Current Maturities of Long-term debts*

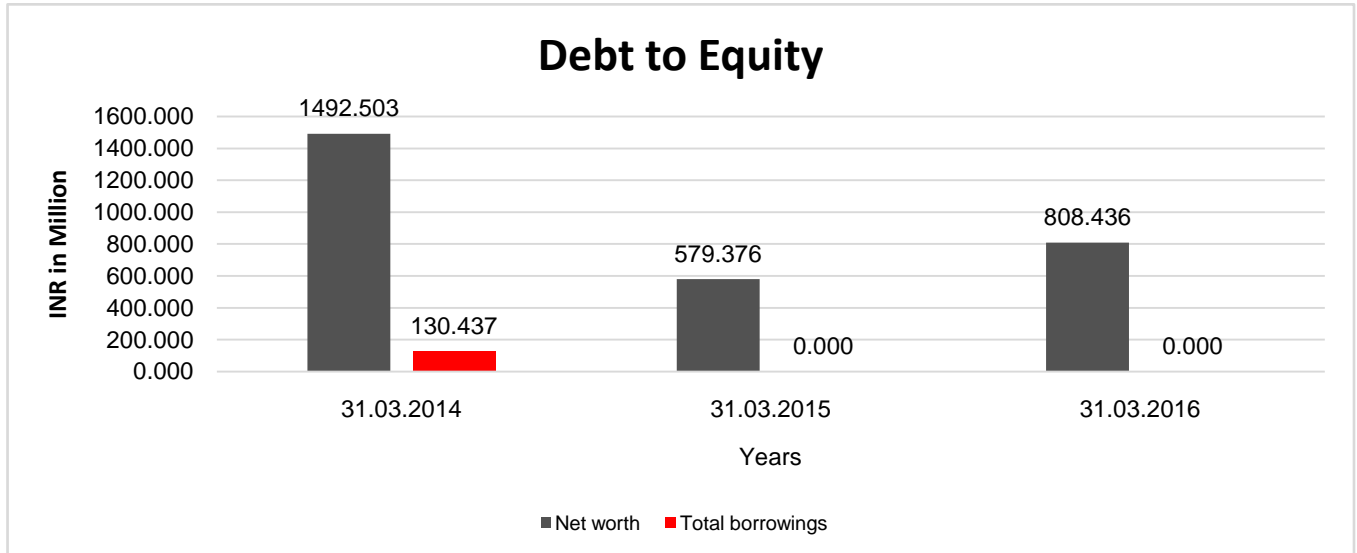
**FINANCIAL ANALYSIS**  
*[all figures are INR Million]*

**DEBT EQUITY RATIO**

| Particular              | 31.03.2014<br>(INR In Million) | 31.03.2015<br>(INR In Million) | 31.03.2016<br>(INR In Million) |
|-------------------------|--------------------------------|--------------------------------|--------------------------------|
| Share Capital           | 1.886                          | 1.886                          | 1.886                          |
| Reserves & Surplus      | 1490.617                       | 577.490                        | 806.550                        |
| <b>Net worth</b>        | <b>1492.503</b>                | <b>579.376</b>                 | <b>808.436</b>                 |
| Long-term borrowings    | 0.000                          | 0.000                          | 0.000                          |
| Short term borrowings   | 129.489                        | 0.000                          | 0.000                          |
| <b>Total borrowings</b> | <b>130.437</b>                 | <b>0.000</b>                   | <b>0.000</b>                   |

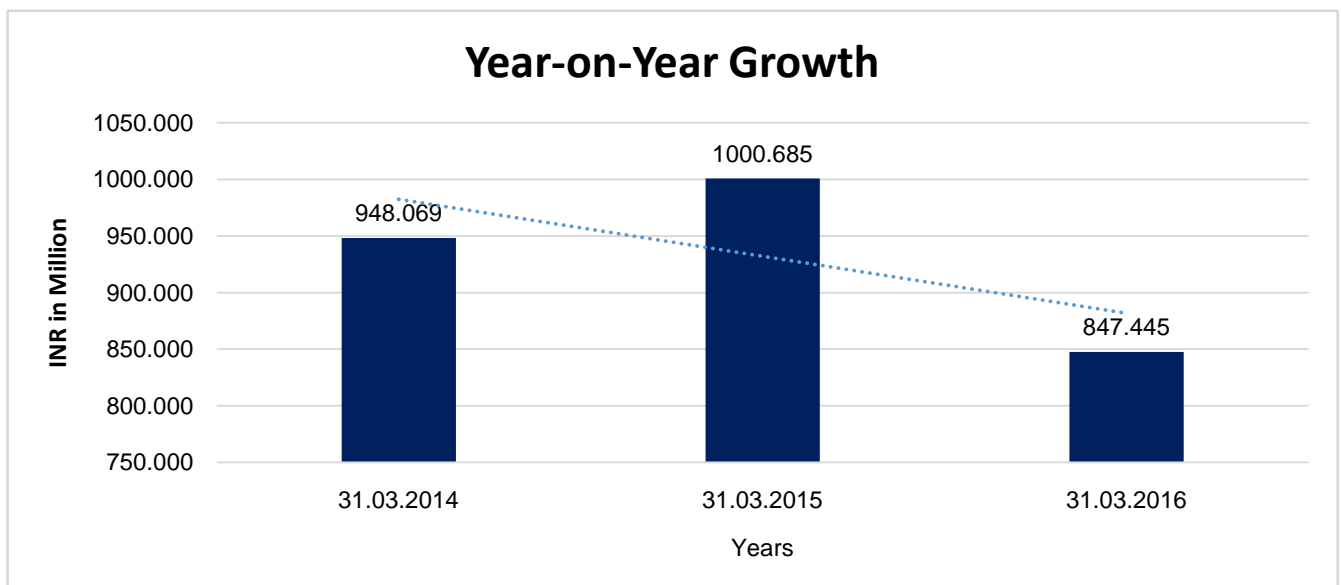
**DISCLAIMER** : This Report is **PRIVATE & CONFIDENTIAL** and it is prepared at the request of and for its use by the Subscriber only. The Subscriber shall use the contents of the Report merely as an aid to its business. Mira Inform Private Limited ("MIPL") has collated information/data in the Report, which have not been verified unless otherwise specifically mentioned in the Report. The Subscriber shall independently verify the accuracy and correctness of the information/data before in any way acting upon the same. MIPL shall not be liable for any harm, injury, loss or damage caused to the Subscriber due to default by the Subscriber's debtors/beneficiaries in fulfilling their obligations of any nature whatsoever. This Report or any of its portion shall not be used as a documentary evidence or otherwise before any investigative agencies or forum of law. This Report is confidential and proprietary to MIPL. The Subscriber and/or any other person(s) may not reproduce, publish or disclose any of the contents of the Report to others without the express authorization of MIPL. This Report is prepared and issued to the Subscriber without any risk, responsibility or liability on the part of MIPL or its officials.

|                   |       |       |       |
|-------------------|-------|-------|-------|
| Debt/Equity ratio | 0.087 | 0.000 | 0.000 |
|-------------------|-------|-------|-------|



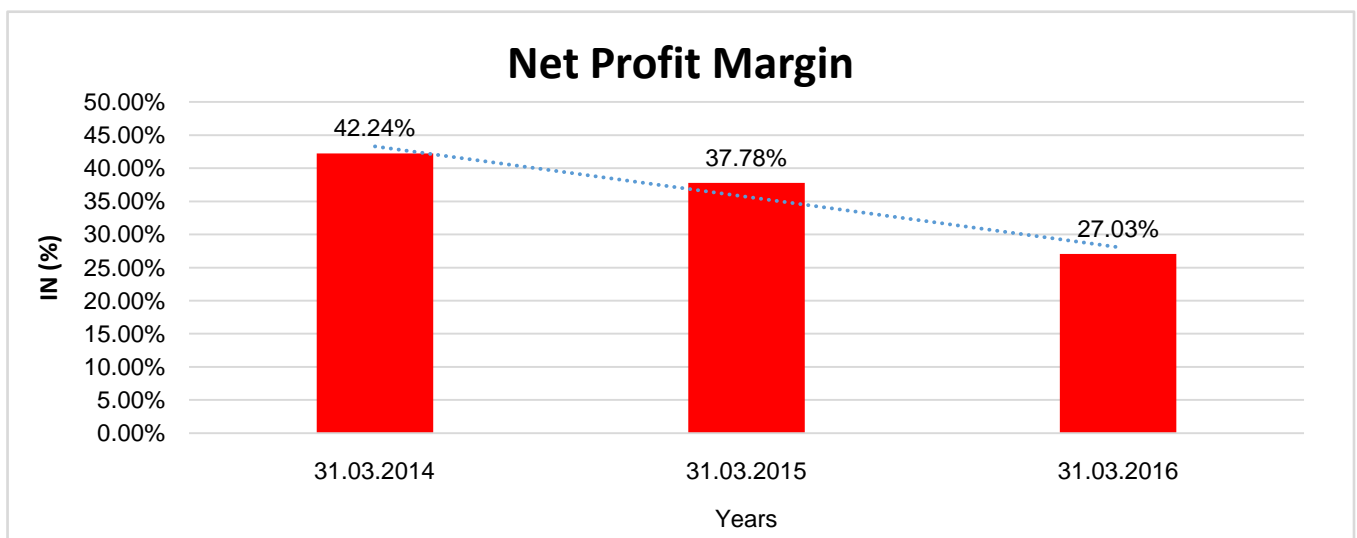
### YEAR-ON-YEAR GROWTH

| Year on Year Growth | 31.03.2014       | 31.03.2015       | 31.03.2016       |
|---------------------|------------------|------------------|------------------|
|                     | (INR In Million) | (INR In Million) | (INR In Million) |
| Sales               | 948.069          | 1000.685         | 847.445          |
|                     |                  | <b>5.550</b>     | <b>(15.314)</b>  |



**NET PROFIT MARGIN**

| Net Profit Margin | 31.03.2014       | 31.03.2015       | 31.03.2016       |
|-------------------|------------------|------------------|------------------|
|                   | (INR In Million) | (INR In Million) | (INR In Million) |
| Sales             | 948.069          | 1000.685         | 847.445          |
| Profit/ (Loss)    | 400.435          | 378.010          | 229.060          |
|                   | <b>42.24 %</b>   | <b>37.78 %</b>   | <b>27.03 %</b>   |



**LOCAL AGENCY FURTHER INFORMATION**

| Sr. No. | Check list by info agents                           | Available in Report (Yes/No) |
|---------|---|------------------------------|
| 1       | Year of establishment                               | Yes                          |
| 2       | Constitution of the entity -Incorporation details   | Yes                          |
| 3       | Locality of the entity                              | Yes                          |
| 4       | Premises details                                    | No                           |
| 5       | Buyer visit details                                 | --                           |
| 6       | Contact numbers                                     | Yes                          |
| 7       | Name of the person contacted                        | No                           |
| 8       | Designation of contact person                       | No                           |
| 9       | Promoter's background                               | Yes                          |
| 10      | Date of Birth of Proprietor / Partners / Directors  | Yes                          |
| 11      | Pan Card No. of Proprietor / Partners               | No                           |
| 12      | Voter Id Card No. of Proprietor / Partners          | No                           |
| 13      | Type of business                                    | Yes                          |
| 14      | Line of Business                                    | Yes                          |
| 15      | Export/import details (if applicable)               | No                           |
| 16      | No. of employees                                    | No                           |
| 17      | Details of sister concerns                          | Yes                          |
| 18      | Major suppliers                                     | No                           |
| 19      | Major customers                                     | No                           |
| 20      | Banking Details                                     | Yes                          |
| 21      | Banking facility details                            | Yes                          |
| 22      | Conduct of the banking account                      | --                           |
| 23      | Financials, if provided                             | Yes                          |
| 24      | Capital in the business                             | Yes                          |
| 25      | Last accounts filed at ROC, if applicable           | No                           |
| 26      | Turnover of firm for last three years               | Yes                          |
| 27      | Reasons for variation <> 20%                        | --                           |
| 28      | Estimation for coming financial year                | No                           |
| 29      | Profitability for last three years                  | Yes                          |
| 30      | Major shareholders, if available                    | Yes                          |
| 31      | External Agency Rating, if available                | No                           |
| 32      | Litigations that the firm/promoter involved in      | --                           |
| 33      | Market information                                  | --                           |
| 34      | Payments terms                                      | No                           |
| 35      | Negative Reporting by Auditors in the Annual Report | No                           |

**Note:** Registered office of the company has been shifted from "3-203 Divya Sakhati Apartments, Ammerpet, Hyderabad – 500016, Telangana, India" to the present address w.e.f.02.06.2011

**DISCLAIMER :** This Report is **PRIVATE & CONFIDENTIAL** and it is prepared at the request of and for its use by the Subscriber only. The Subscriber shall use the contents of the Report merely as an aid to its business. Mira Inform Private Limited ("MIPL") has collated information/data in the Report, which have not been verified unless otherwise specifically mentioned in the Report. The Subscriber shall independently verify the accuracy and correctness of the information/data before in any way acting upon the same. MIPL shall not be liable for any harm, injury, loss or damage caused to the Subscriber due to default by the Subscriber's debtors/beneficiaries in fulfilling their obligations of any nature whatsoever. This Report or any of its portion shall not be used as a documentary evidence or otherwise before any investigative agencies or forum of law. This Report is confidential and proprietary to MIPL. The Subscriber and/or any other person(s) may not reproduce, publish or disclose any of the contents of the Report to others without the express authorization of MIPL. This Report is prepared and issued to the Subscriber without any risk, responsibility or liability on the part of MIPL or its officials.

## **CORPORATE INFORMATION**

Subject Company is engaged in the business of design, manufacture and supply of Flexible Disc Couplings for applications in critical turbo machinery such as Gas Turbines, Steam Turbines, Turbo Compressors, Boiler Feed Pumps, etc.

## **FUTURE OUTLOOK**

Current year hasn't been good because of overall market conditions and specifically in the energy sector which resulted into negative growth as compared to previous year. The Company has decided to expand the product portfolio by adding additional products in the product offering which will help to expand and grow the business in future. New Products Thomas coupling will be manufactured and sold to India as well as global market whereas flattop chain which will be served in the domestic market and Thomas coupling man.

## **FIXED ASSETS:**

### **Tangible Assets**

- Buildings
- Factory building
- Other building
- Plant and equipment
- Other plant and equipment
- Furniture and fixtures
- Vehicle
- Motor vehicles
- Office equipment
- Computer equipments

**CMT REPORT (Corruption, Money Laundering & Terrorism]**

The Public Notice information has been collected from various sources including but not limited to: **The Courts, India Prisons Service, Interpol, etc.**

**1] INFORMATION ON DESIGNATED PARTY**

No exist designating subject or any of its beneficial owners, controlling shareholders or senior officers as terrorist or terrorist organization or whom notice had been received that all financial transactions involving their assets have been blocked or convicted, found guilty or against whom a judgement or order had been entered in a proceedings for violating money-laundering, anti-corruption or bribery or international economic or anti-terrorism sanction laws or whose assets were seized, blocked, frozen or ordered forfeited for violation of money laundering or international anti-terrorism laws.

**2] Court Declaration :**

No records exist to suggest that subject is or was the subject of any formal or informal allegations, prosecutions or other official proceeding for making any prohibited payments or other improper payments to government officials for engaging in prohibited transactions or with designated parties.

**3] Asset Declaration :**

No records exist to suggest that the property or assets of the subject are derived from criminal conduct or a prohibited transaction.

**4] Record on Financial Crime :**

Charges or conviction registered against subject: **None**

**5] Records on Violation of Anti-Corruption Laws :**

Charges or investigation registered against subject: **None**

**6] Records on Int'l Anti-Money Laundering Laws/Standards :**

Charges or investigation registered against subject: **None**

**7] Criminal Records**

No available information exist that suggest that subject or any of its principals have been formally charged or convicted by a competent governmental authority for any financial crime or under any formal investigation by a competent government authority for any violation of anti-corruption laws or international anti-money laundering laws or standard.

**8] Affiliation with Government :**

No record exists to suggest that any director or indirect owners, controlling shareholders, director, officer or employee of the company is a government official or a family member or close business associate of a Government official.

**9] Compensation Package :**

Our market survey revealed that the amount of compensation sought by the subject is fair and reasonable and comparable to compensation paid to others for similar services.

**10] Press Report :**

No press reports / filings exists on the subject.

**CORPORATE GOVERNANCE**

MIRA INFORM as part of its Due Diligence do provide comments on Corporate Governance to identify management and governance. These factors often have been predictive and in some cases have created vulnerabilities to credit deterioration.

Our Governance Assessment focuses principally on the interactions between a company's management, its Board of Directors, Shareholders and other financial stakeholders.

**CONTRAVENTION**

Subject is not known to have contravened any existing local laws, regulations or policies that prohibit, restrict or otherwise affect the terms and conditions that could be included in the agreement with the subject.

**FOREIGN EXCHANGE RATES**

| Currency  | Unit | INR       |
|-----------|------|-----------|
| US Dollar | 1    | INR 63.38 |
| UK Pound  | 1    | INR 86.02 |
| Euro      | 1    | INR 76.50 |

**INFORMATION DETAILS**

|                             |      |
|-----------------------------|------|
| <b>Analysis Done by :</b>   | VIV  |
| <b>Report Prepared by :</b> | NKTS |

**SCORE FACTORS**

|                             |        |     |
|-----------------------------|--------|-----|
| DEMERIT POINTS              |        |     |
| --BANK CHARGES              | YES/NO | YES |
| --LITIGATION                | YES/NO | NO  |
| --OTHER ADVERSE INFORMATION | YES/NO | NO  |
| MERIT POINTS                |        |     |
| --SOLE DISTRIBUTORSHIP      | YES/NO | NO  |
| --EXPORT ACTIVITIES         | YES/NO | NO  |
| --AFFILIATION               | YES/NO | YES |
| --LISTED                    | YES/NO | NO  |
| --OTHER MERIT FACTORS       | YES/NO | YES |

**RATING EXPLANATIONS**

| Credit Rating | Explanation      | Rating Comments  |
|---------------|------------------|--|
| A++           | Minimum Risk     | Business dealings permissible with minimum risk of default     |
| A+            | Low Risk         | Business dealings permissible with low risk of default         |
| A             | Acceptable Risk  | Business dealings permissible with moderate risk of default    |
| B             | Medium Risk      | Business dealings permissible on a regular monitoring basis    |
| C             | Medium High Risk | Business dealings permissible preferably on secured basis      |
| D             | High Risk        | Business dealing not recommended or on secured terms only      |
| NB            | New Business     | No recommendation can be done due to business in infancy stage |
| NT            | No Trace         | No recommendation can be done as the business is not traceable |

NB is stated where there is insufficient information to facilitate rating. However, it is not to be considered as unfavourable.

This score serves as a reference to assess SC's credit risk and to set the amount of credit to be extended. It is calculated from a composite of weighted scores obtained from each of the major sections of this report. The assessed factors are as follows:

- Financial condition covering various ratios
- Company background and operations size
- Promoters / Management background
- Payment record
- Litigation against the subject
- Industry scenario / competitor analysis
- Supplier / Customer / Banker review (wherever available)

**PRIVATE & CONFIDENTIAL** : This information is provided to you at your request, you having employed MIPL for such purpose. You will use the information as aid only in determining the propriety of giving credit and generally as an aid to your business and for no other purpose. You will hold the information in strict confidence, and shall not reveal it or make it known to the subject persons, firms or corporations or to any other. MIPL does not warrant the correctness of the information as you hold it free of any liability whatsoever. You will be liable to and indemnify MIPL for any loss, damage or expense, occasioned by your breach or non observance of any one, or more of these conditions

This report is issued at your request without any risk and responsibility on the part of MIRA INFORM PRIVATE LIMITED (MIPL) or its officials.

**DISCLAIMER** : This Report is **PRIVATE & CONFIDENTIAL** and it is prepared at the request of and for its use by the Subscriber only. The Subscriber shall use the contents of the Report merely as an aid to its business. Mira Inform Private Limited ("MIPL") has collated information/data in the Report, which have not been verified unless otherwise specifically mentioned in the Report. The Subscriber shall independently verify the accuracy and correctness of the information/data before in any way acting upon the same. MIPL shall not be liable for any harm, injury, loss or damage caused to the Subscriber due to default by the Subscriber's debtors/beneficiaries in fulfilling their obligations of any nature whatsoever. This Report or any of its portion shall not be used as a documentary evidence or otherwise before any investigative agencies or forum of law. This Report is confidential and proprietary to MIPL. The Subscriber and/or any other person(s) may not reproduce, publish or disclose any of the contents of the Report to others without the express authorization of MIPL. This Report is prepared and issued to the Subscriber without any risk, responsibility or liability on the part of MIPL or its officials.