

MIRA INFORM REPORT

Report No. :	517130
Report Date :	29.06.2018

IDENTIFICATION DETAILS

Name :	K V AROMATICS PRIVATE LIMITED (w.e.f. 31.03.2008)
Formerly Known As :	J C INFOSOFT PRIVATE LIMITED
Registered Office :	R-289-C, Greater Kailash – I, New Delhi - 110048
Tel. No.:	91-11-26464771
Country :	India
Financials (as on) :	31.03.2017
Date of Incorporation :	03.05.2005
CIN No.: [Company Identification No.]	U72200DL2005PTC135756
Capital Investment / Paid-up Capital :	INR 140.930 Million
IEC No.: [Import-Export Code No.]	0506081028
PAN No.: [Permanent Account No.]	AABCJ5718J
GSTN : [Goods & Service Tax Registration No.]	09AABCJ5718J1ZC
Legal Form :	Private Limited Liability Company
Line of Business :	The company is engaged in the business of manufacture of Mentha Oil and its allied products (Perfumed and Aroma Products). (Registered Activity)
No. of Employees :	Not Divulged

RATING & COMMENTS

(Mira Inform has adopted New Rating mechanism w.e.f. 23rd January 2017)

DISCLAIMER : This Report is **PRIVATE & CONFIDENTIAL** and it is prepared at the request of and for its use by the Subscriber only. The Subscriber shall use the contents of the Report merely as an aid to its business. Mira Inform Private Limited ("MIPL") has collated information/data in the Report, which have not been verified unless otherwise specifically mentioned in the Report. The Subscriber shall independently verify the accuracy and correctness of the information/data before in any way acting upon the same. MIPL shall not be liable for any harm, injury, loss or damage caused to the Subscriber due to default by the Subscriber's debtors/beneficiaries in fulfilling their obligations of any nature whatsoever. This Report or any of its portion shall not be used as a documentary evidence or otherwise before any investigative agencies or forum of law. This Report is confidential and proprietary to MIPL. The Subscriber and/or any other person(s) may not reproduce, publish or disclose any of the contents of the Report to others without the express authorization of MIPL. This Report is prepared and issued to the Subscriber without any risk, responsibility or liability on the part of MIPL or its officials.

MIRA's Rating :	A
------------------------	---

Credit Rating	Explanation	Rating Comments
A	Acceptable Risk	Business dealings permissible with moderate risk of default

Maximum Credit Limit :	USD 3000000
Status :	Satisfactory
Payment Behaviour :	Usually correct
Litigation :	Clear
Comments :	<p>K V Aromatics Private Limited is a manufacturer of perfumed and aroma products. The company was incorporated in the year 2005 and is based in New Delhi, India. It is an established company having satisfactory track record.</p> <p>For the financial year ended 2017, revenue of the company has slightly declined. However, it has witnessed a growth in its profit and has achieved fair profit margin at 3.40% (approximately).</p> <p>The company possesses sound financial profile marked by healthy net worth position along with fair debt level of the company.</p> <p>Trade relations are reported as fair. Business is active. Payment terms are seems to be usually correct and as per commitments.</p> <p>In view of the aforesaid, the company can be considered normal business dealings at usual trade terms and conditions.</p> <p>NOTE: with site visit will follow soon.</p>

NOTES:

Any query related to this report can be made on e-mail: infodept@mirainform.com while quoting report number, name and date.

ECGC Country Risk Classification List

Country Name	Previous Rating (31.12.2017)	Current Rating (01.04.2018)
India	A1	A1

Risk Category	ECGC Classification
Insignificant	A1
Low Risk	A2
Moderately Low Risk	B1

DISCLAIMER : This Report is **PRIVATE & CONFIDENTIAL** and it is prepared at the request of and for its use by the Subscriber only. The Subscriber shall use the contents of the Report merely as an aid to its business. Mira Inform Private Limited ("MIPL") has collated information/data in the Report, which have not been verified unless otherwise specifically mentioned in the Report. The Subscriber shall independently verify the accuracy and correctness of the information/data before in any way acting upon the same. MIPL shall not be liable for any harm, injury, loss or damage caused to the Subscriber due to default by the Subscriber's debtors/beneficiaries in fulfilling their obligations of any nature whatsoever. This Report or any of its portion shall not be used as a documentary evidence or otherwise before any investigative agencies or forum of law. This Report is confidential and proprietary to MIPL. The Subscriber and/or any other person(s) may not reproduce, publish or disclose any of the contents of the Report to others without the express authorization of MIPL. This Report is prepared and issued to the Subscriber without any risk, responsibility or liability on the part of MIPL or its officials.

Moderate Risk	B2
Moderately High Risk	C1
High Risk	C2
Very High Risk	D

EXTERNAL AGENCY RATING

Rating Agency Name	ICRA
Rating	Long term Rating (BBB)
Rating Explanation	Moderate degree of safety and moderate credit risk.
Date	09.02.2018

Rating Agency Name	ICRA
Rating	Short term Rating (A3+)
Rating Explanation	Moderate degree of safety and higher credit risk.
Date	09.02.2018

RBI DEFAULTERS' LIST STATUS

Subject's name is not enlisted as a defaulter in the publicly available RBI Defaulters' list.

EPF (Employee Provident Fund) DEFAULTERS' LIST STATUS

Subject's name is not enlisted as a defaulter in the publicly available EPF (Employee Provident Fund) Defaulters' list as of 31-03-2018.

BIFR (Board for Industrial & Financial Reconstruction) LISTING STATUS

Subject's name is not listed as a Sick Unit in the publicly available BIFR (Board for Industrial & Financial Reconstruction) list as of 29.06.2018

IBBI (Insolvency and Bankruptcy Board of India) LISTING STATUS

Subject's name is not listed in the publicly available IBBI (Insolvency and Bankruptcy Board of India) list as of report date.

INFORMATION DENIED BY

Name :	Mr. Himanshu Agarwal
Designation :	Director
Contact No:	91-9958696935
Date:	28.06.2018

DISCLAIMER : This Report is **PRIVATE & CONFIDENTIAL** and it is prepared at the request of and for its use by the Subscriber only. The Subscriber shall use the contents of the Report merely as an aid to its business. Mira Inform Private Limited ("MIPL") has collated information/data in the Report, which have not been verified unless otherwise specifically mentioned in the Report. The Subscriber shall independently verify the accuracy and correctness of the information/data before in any way acting upon the same. MIPL shall not be liable for any harm, injury, loss or damage caused to the Subscriber due to default by the Subscriber's debtors/beneficiaries in fulfilling their obligations of any nature whatsoever. This Report or any of its portion shall not be used as a documentary evidence or otherwise before any investigative agencies or forum of law. This Report is confidential and proprietary to MIPL. The Subscriber and/or any other person(s) may not reproduce, publish or disclose any of the contents of the Report to others without the express authorization of MIPL. This Report is prepared and issued to the Subscriber without any risk, responsibility or liability on the part of MIPL or its officials.

Management non-cooperative (Tel No.: 91-120-2510151/ 4101028)

LOCATIONS

Registered Office :	R-289-C, Greater Kailash – I, New Delhi – 110048, India
Tel. No.:	91-11-26464771
Mobile No:	91-9958696935 (Mr. Himanshu Agarwal)
Fax No.:	Not Available
E-Mail :	info@kvaromatics.com
Website :	http://www.kvaromatics.com
Factory:	D/212-217 and D/43-44, E.P.I.P. Site - 5, Surajpur Industrial Area, Kasna, Surajpur, Gautam Budh Nagar, Greater Noida-201306, Uttar Pradesh, India
Tel. No.:	91-120-2510151/ 4101028/ 234 1969

DIRECTORS

As on 31.03.2017

Name :	Mr. Sudhanshu Agarwal		
Designation :	Director		
Address :	Mohalla, Ther, Sambhal-244302, Uttar Pradesh, India		
Date of Birth/Age :	06.01.1971		
Qualification :	BCOM/ LLB		
Date of Appointment :	11.01.2007		
PAN No.:	ABYPA8604M		
DIN No:	00682794		
Other Directorship:			
CIN/FCRN	Company Name	Begin Date	End Date
U24293UP2006PTC032549	SIDDHANT AROMAS PRIVATE LIMITED	22/11/2006	-
U70102DL2012PTC241987	K V DEVELOPERS PRIVATE LIMITED	11/09/2012	-
U70100DL2012PTC243813	ARHAN INFRATECH PRIVATE LIMITED	18/10/2012	-
U24100DL2014PTC263567	K V GLOBAL PRIVATE LIMITED	15/01/2014	-
U74999DL2015PTC277734	KV FILMS AND MEDIA PRIVATE LIMITED	10/03/2015	-
U74140DL2015NPL279490	K V GROUP FOUNDATION	24/04/2015	-
U74110DL2016PTC302492	KVD HEALTHCARE PRIVATE LIMITED	04/07/2016	-

DISCLAIMER : This Report is **PRIVATE & CONFIDENTIAL** and it is prepared at the request of and for its use by the Subscriber only. The Subscriber shall use the contents of the Report merely as an aid to its business. Mira Inform Private Limited ("MIPL") has collated information/data in the Report, which have not been verified unless otherwise specifically mentioned in the Report. The Subscriber shall independently verify the accuracy and correctness of the information/data before in any way acting upon the same. MIPL shall not be liable for any harm, injury, loss or damage caused to the Subscriber due to default by the Subscriber's debtors/beneficiaries in fulfilling their obligations of any nature whatsoever. This Report or any of its portion shall not be used as a documentary evidence or otherwise before any investigative agencies or forum of law. This Report is confidential and proprietary to MIPL. The Subscriber and/or any other person(s) may not reproduce, publish or disclose any of the contents of the Report to others without the express authorization of MIPL. This Report is prepared and issued to the Subscriber without any risk, responsibility or liability on the part of MIPL or its officials.

LLPIN/FLLPIN	LLP Name	Begin Date	End Date
AAA-9198	K V BUILDESTATE LLP	14/05/2012	-
Name : Mr. Himanshu Agarwal			
Designation : Director			
Address : Sunaro Gali, Moh-Ther, Sambhal-244302 , Uttar Pradesh, India			
Date of Birth/Age : 15.07.1973			
Qualification : BE			
Date of Appointment : 11.01.2007			
PAN No.: ABYPA8603N			
DIN No: 01279331			
Other Directorship:			
CIN/FCRN	Company Name	Begin Date	End Date
U24293UP2006PTC032549	SIDDHANT AROMAS PRIVATE LIMITED	22/11/2006	-
U70102DL2012PTC241987	K V DEVELOPERS PRIVATE LIMITED	11/09/2012	-
U70100DL2012PTC243813	ARHAN INFRATECH PRIVATE LIMITED	18/10/2012	-
U24100DL2014PTC263567	K V GLOBAL PRIVATE LIMITED	15/01/2014	-
U74110DL2016PTC302492	KVD HEALTHCARE PRIVATE LIMITED	04/07/2016	-
LLPIN/FLLPIN	LLP Name	Begin Date	End Date
AAA-9198	K V BUILDESTATE LLP	14/05/2012	-
Name : Mr. Aman Agarwal			
Designation : Director			
Address : Ther, Near Jain Mandir, Sambhal, Moradabad-244302, Uttar Pradesh, India			
Date of Birth/Age : 08.11.1984			
Qualification : BE, MBA			
Date of Appointment : 15.03.2011			
PAN No.: AGJPA7119D			
DIN No: 03470240			
Other Directorship:			
CIN/FCRN	Company Name	Begin Date	End Date
U70102DL2012PTC241987	K V DEVELOPERS PRIVATE LIMITED	11/09/2012	-
U70100DL2012PTC243813	ARHAN INFRATECH PRIVATE LIMITED	01/03/2016	-
U24100DL2014PTC263567	K V GLOBAL PRIVATE LIMITED	29/08/2014	-
U74110DL2016PTC302492	KVD HEALTHCARE PRIVATE LIMITED	04/07/2016	-
U74999DL2018PTC334270	GOLDBIZKITS DIGITAL PRIVATE LIMITED	22/05/2018	-

LLPIN/FLLPIN	LLP Name	Begin Date	End Date
AAA-9198	K V BUILDESTATE LLP	14/05/2012	-

KEY EXECUTIVES

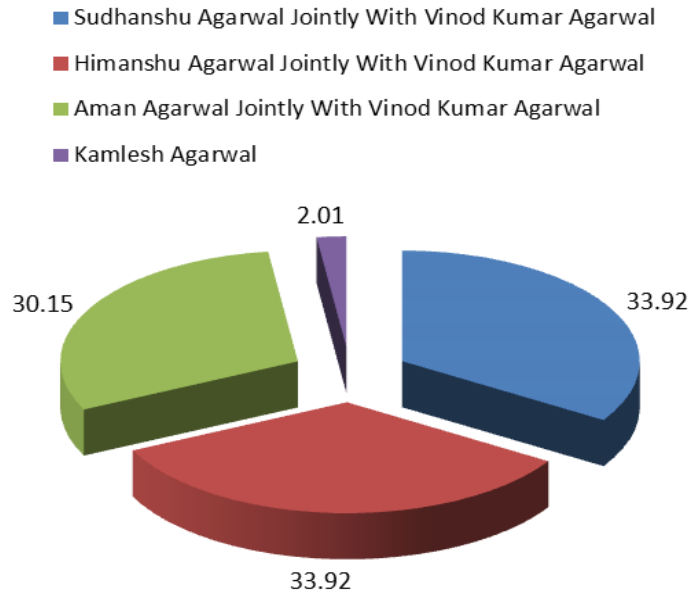
Name :	S. Aggarwal and Associates
Designation :	Company Secretary
Address :	I-446, Karampura, New Delhi – 110015, India
Mobile No:	91-9711733405
Email:	Saggarwal.in@gmail.com
Website:	http://www.saggarwal.in

MAJOR SHAREHOLDERS

As on 31.03.2017

Names of Shareholders	No. of Shares	Percentage
Sudhanshu Agarwal Jointly With Vinod Kumar Agarwal	4779750	33.92
Himanshu Agarwal Jointly With Vinod Kumar Agarwal	4779750	33.92
Aman Agarwal Jointly With Vinod Kumar Agarwal	4250250	30.15
Kamlesh Agarwal	283250	2.01
Total	14093000	100.00

Share holding pattern



Equity Share Break up (Percentage of Total Equity)

As on: 29.09.2017

Category	Percentage
Promoters (Individual/Hindu Undivided Family – Indian)	100.00
Total	100.00

BUSINESS DETAILS

Line of Business :	The company is engaged in the business of manufacture of Mentha Oil and its allied products (Perfumed and Aroma Products). (Registered Activity)	
Products / Services :	Item Code No.	Products/Services Description
	99622750	Perfumed and Aroma Products
Brand Names :	Not Available	
Agencies Held :	Not Available	
Exports :	Not Divulged	

DISCLAIMER : This Report is **PRIVATE & CONFIDENTIAL** and it is prepared at the request of and for its use by the Subscriber only. The Subscriber shall use the contents of the Report merely as an aid to its business. Mira Inform Private Limited ("MIPL") has collated information/data in the Report, which have not been verified unless otherwise specifically mentioned in the Report. The Subscriber shall independently verify the accuracy and correctness of the information/data before in any way acting upon the same. MIPL shall not be liable for any harm, injury, loss or damage caused to the Subscriber due to default by the Subscriber's debtors/beneficiaries in fulfilling their obligations of any nature whatsoever. This Report or any of its portion shall not be used as a documentary evidence or otherwise before any investigative agencies or forum of law. This Report is confidential and proprietary to MIPL. The Subscriber and/or any other person(s) may not reproduce, publish or disclose any of the contents of the Report to others without the express authorization of MIPL. This Report is prepared and issued to the Subscriber without any risk, responsibility or liability on the part of MIPL or its officials.

Imports :	Not Divulged
Terms :	Not Divulged

GENERAL INFORMATION

Suppliers :	Reference :	Not Divulged
	Name of the Person :	--
	Contact No.:	--
	Since How Long Known :	--
	Maximum Limit Dealt :	--
	Experience :	--
	Remark:	--
Customers (As Provided by the Client):	<ul style="list-style-type: none"> • British American Tobacco Western Europe • Colgate Palmolive (China Co. Limited) • Colgate-Palmolive Industrial LtdA • Colgate Palmolive, United States of America • Fuerst Day Lawson Limited • Givaudan Fragrances (Shanghai) Limited • Givaudan Schweiz AG • Givaudan Dentschland GMBH Germany • Givaudan Netherland B.V. • Givaudan U.K. Limited • International Flavors and Fragrances Inc. • IFF Argentina FR • IFF (Netherlands) B.V. • IFF Essencias E Fragrances LtdA • International Flavors and Fragrances (Mexico), S.de R.L. de C.V. • International Flavors and Fragrances (Greater Asia) Pte Limited • Leung Kai Fook Medical Co. Pte Limited, Singapore • China Sinopharma International Corporation • Frey + Lau GMBH • Robertet Inc. • Robertet • Utexam Logistics Limited 	
No. of Employees :	Not Divulged	
Bankers :	Banker Name :	ICICI Bank Limited
	Branch :	Landmark Race Course Circle, Alkapuri, Vadodara – 390015, Gujarat, India
	Person Name (With Designation) :	--
	Contact Number :	--
	Name of Account Holder :	--

	Account Number :	--	
	Account Since (Date/Year of Account Opening) :	--	
	Average Balance Maintained :	--	
	Credit Facilities Enjoyed (CC/OD/Term Loan) :	--	
	Account Operation :	--	
	Remark :	--	
<ul style="list-style-type: none"> State Bank of India, Industrial Finance Branch, 14th Floor, Jawahar Vyapar Bhawan, 1 Tol Story Marg, New Delhi-110001, India 			
Facilities :	Secured Loan	31.03.2017 (INR in Million)	31.03.2016 (INR in Million)
	Short-term borrowings		
	Working capital loans from banks	1790.422	2076.850
	Rupee term loans from banks	0.000	0.390
	Total	1790.422	2077.240

Auditors :	
Name :	S. R. Kapur and Company Chartered Accountants
Address :	R-289C, Greater Kailsh-1, New Delhi-110048, India
Income-tax PAN of auditor or auditor's firm :	AAAFS9078E
Memberships :	Not Available
Collaborators :	Not Available
Enterprises which are owned, or have significant influence of or are partners with Key management personnel and their relatives:	<ul style="list-style-type: none"> K V Developers Private Limited (CIN No: U70102DL2012PTC241987) K V Global Private Limited (CIN No. U24100DL2014PTC263567) K V Group Foundation
Group Entities (As Provided by the Client):	<ul style="list-style-type: none"> Arihant Infratech Private Limited K V Films and Media Private Limited

CAPITAL STRUCTURE

AS ON: 31.03.2017

Authorised Capital :

No. of Shares	Type	Value	Amount

DISCLAIMER : This Report is **PRIVATE & CONFIDENTIAL** and it is prepared at the request of and for its use by the Subscriber only. The Subscriber shall use the contents of the Report merely as an aid to its business. Mira Inform Private Limited ("MIPL") has collated information/data in the Report, which have not been verified unless otherwise specifically mentioned in the Report. The Subscriber shall independently verify the accuracy and correctness of the information/data before in any way acting upon the same. MIPL shall not be liable for any harm, injury, loss or damage caused to the Subscriber due to default by the Subscriber's debtors/beneficiaries in fulfilling their obligations of any nature whatsoever. This Report or any of its portion shall not be used as a documentary evidence or otherwise before any investigative agencies or forum of law. This Report is confidential and proprietary to MIPL. The Subscriber and/or any other person(s) may not reproduce, publish or disclose any of the contents of the Report to others without the express authorization of MIPL. This Report is prepared and issued to the Subscriber without any risk, responsibility or liability on the part of MIPL or its officials.

15000000	Equity Shares	INR 10/- each	INR 150.000 Million

Issued, Subscribed & Paid-up Capital :

No. of Shares	Type	Value	Amount
14093000	Equity Shares	INR 10/- each	INR 140.930 Million

FINANCIAL DATA
[all figures are INR Million]

ABRIDGED BALANCE SHEET (STANDALONE)

SOURCES OF FUNDS	31.03.2017	31.03.2016	31.03.2015
I. EQUITY AND LIABILITIES			
(1) Shareholders' Funds			
(a) Share Capital	140.930	139.400	139.400
(b) Reserves & Surplus	924.778	780.611	687.960
(c) Money received against share warrants	0.000	0.000	0.000
(2) Share Application money pending allotment	0.000	0.000	0.000
Total Shareholders' Funds (1) + (2)	1065.708	920.011	827.360
(3) Non-Current Liabilities			
(a) long-term borrowings	0.000	0.000	1519.278
(b) Deferred tax liabilities (Net)	4.690	7.039	7.358
(c) Other long term liabilities	0.000	0.000	0.000
(d) long-term provisions	1.640	2.006	0.414
Total Non-current Liabilities (3)	6.330	9.045	1527.050
(4) Current Liabilities			
(a) Short term borrowings	1792.943	2084.592	2.419
(b) Trade payables	0.711	9.401	3.076
(c) Other current liabilities	19.481	24.469	9.321
(d) Short-term provisions	7.402	1.915	1.612
Total Current Liabilities (4)	1820.537	2120.377	16.428
TOTAL	2892.575	3049.433	2370.838
II. ASSETS			
(1) Non-current assets			
(a) Fixed Assets			
(i) Tangible assets	170.763	176.730	170.195
(ii) Intangible Assets	0.011	0.023	0.019
(iii) Capital work-in-progress	8.254	7.687	6.503
(iv) Intangible assets under development	0.000	0.000	0.000
(b) Non-current Investments	79.977	79.978	0.000
(c) Deferred tax assets (net)	0.000	0.000	0.000
(d) Long-term Loan and Advances	0.000	0.000	0.000
(e) Other Non-current assets	0.000	0.000	0.000
Total Non-Current Assets	259.005	264.418	176.717

DISCLAIMER : This Report is **PRIVATE & CONFIDENTIAL** and it is prepared at the request of and for its use by the Subscriber only. The Subscriber shall use the contents of the Report merely as an aid to its business. Mira Inform Private Limited ("MIPL") has collated information/data in the Report, which have not been verified unless otherwise specifically mentioned in the Report. The Subscriber shall independently verify the accuracy and correctness of the information/data before in any way acting upon the same. MIPL shall not be liable for any harm, injury, loss or damage caused to the Subscriber due to default by the Subscriber's debtors/beneficiaries in fulfilling their obligations of any nature whatsoever. This Report or any of its portion shall not be used as a documentary evidence or otherwise before any investigative agencies or forum of law. This Report is confidential and proprietary to MIPL. The Subscriber and/or any other person(s) may not reproduce, publish or disclose any of the contents of the Report to others without the express authorization of MIPL. This Report is prepared and issued to the Subscriber without any risk, responsibility or liability on the part of MIPL or its officials.

(2) Current assets			
(a) Current investments	0.000	0.000	0.000
(b) Inventories	1888.058	2020.787	1292.741
(c) Trade receivables	593.705	614.895	528.984
(d) Cash and cash equivalents	9.961	28.478	186.359
(e) Short-term loans and advances	41.521	22.363	107.879
(f) Other current assets	100.325	98.492	78.158
Total Current Assets	2633.570	2785.015	2194.121
TOTAL	2892.575	3049.433	2370.838

PROFIT & LOSS ACCOUNT (STANDALONE)

	PARTICULARS	31.03.2017	31.03.2016	31.03.2015
	SALES			
	Income	3982.833	4240.925	5367.964
	Other Income	142.782	2.722	5.495
	TOTAL	4125.615	4243.647	5373.459
Less	EXPENSES			
	Cost of Materials Consumed	3358.897	3637.243	4816.159
	Purchases of Stock-in-Trade	254.196	149.481	43.170
	Changes in inventories of finished goods, work-in-progress and Stock-in-Trade	(22.666)	(16.288)	0.000
	Employees benefits expense	36.758	48.907	57.670
	Extraordinary items before tax	0.000	(4.826)	(0.059)
	CSR Expenditure	0.000	3.500	0.000
	Other expenses	121.986	110.642	132.789
	TOTAL	3749.171	3928.659	5049.729
	PROFIT/ (LOSS) BEFORE INTEREST, TAX, DEPRECIATION AND AMORTISATION	376.444	314.988	323.730
Less	FINANCIAL EXPENSES	144.659	150.227	112.169
	PROFIT / (LOSS) BEFORE TAX, DEPRECIATION AND AMORTISATION	231.785	164.761	211.561
Less	DEPRECIATION/ AMORTISATION	18.536	20.927	23.350
	PROFIT/ (LOSS) BEFORE TAX	213.249	143.834	188.211
Less	TAX	77.651	51.182	72.501
	PROFIT/ (LOSS) AFTER TAX	135.598	92.652	115.710

DISCLAIMER : This Report is **PRIVATE & CONFIDENTIAL** and it is prepared at the request of and for its use by the Subscriber only. The Subscriber shall use the contents of the Report merely as an aid to its business. Mira Inform Private Limited ("MIPL") has collated information/data in the Report, which have not been verified unless otherwise specifically mentioned in the Report. The Subscriber shall independently verify the accuracy and correctness of the information/data before in any way acting upon the same. MIPL shall not be liable for any harm, injury, loss or damage caused to the Subscriber due to default by the Subscriber's debtors/beneficiaries in fulfilling their obligations of any nature whatsoever. This Report or any of its portion shall not be used as a documentary evidence or otherwise before any investigative agencies or forum of law. This Report is confidential and proprietary to MIPL. The Subscriber and/or any other person(s) may not reproduce, publish or disclose any of the contents of the Report to others without the express authorization of MIPL. This Report is prepared and issued to the Subscriber without any risk, responsibility or liability on the part of MIPL or its officials.

EARNINGS IN FOREIGN CURRENCY				
F.O.B. Value of Exports		3266.287	3296.166	4886.100
TOTAL EARNINGS		3266.287	3296.166	4886.100
Earnings / (Loss) Per Share (INR)		9.62	6.65	8.30

CURRENT MATURITIES OF LONG TERM DEBT DETAILS

Particulars	31.03.2017	31.03.2016	31.03.2015
Current Maturities of Long term debt	NA	NA	NA
Net cash flows from (used in) operations	494.958	(410.895)	340.089
Net cash flows from (used in) operating activities	420.547	(462.313)	272.021

KEY RATIOS

EFFICIENCY RATIOS

PARTICULARS	31.03.2017	31.03.2016	31.03.2015
Average Collection Days (Sundry Debtors / Income * 365 Days)	54.41	52.92	35.97
Account Receivables Turnover (Income / Sundry Debtors)	6.71	6.90	10.15
Average Payment Days (Sundry Creditors / Purchases * 365 Days)	0.07	0.91	0.23
Inventory Turnover (Operating Income / Inventories)	0.20	0.16	0.25
Asset Turnover (Operating Income / Net Fixed Assets)	2.10	1.71	1.83

LEVERAGE RATIOS

PARTICULARS	31.03.2017	31.03.2016	31.03.2015
Debt Ratio ((Borrowing + Current Liabilities) / Total Assets)	0.63	0.70	0.65
Debt Equity Ratio (Total Liability / Networth)	1.68	2.27	1.84

DISCLAIMER : This Report is **PRIVATE & CONFIDENTIAL** and it is prepared at the request of and for its use by the Subscriber only. The Subscriber shall use the contents of the Report merely as an aid to its business. Mira Inform Private Limited ("MIPL") has collated information/data in the Report, which have not been verified unless otherwise specifically mentioned in the Report. The Subscriber shall independently verify the accuracy and correctness of the information/data before in any way acting upon the same. MIPL shall not be liable for any harm, injury, loss or damage caused to the Subscriber due to default by the Subscriber's debtors/beneficiaries in fulfilling their obligations of any nature whatsoever. This Report or any of its portion shall not be used as a documentary evidence or otherwise before any investigative agencies or forum of law. This Report is confidential and proprietary to MIPL. The Subscriber and/or any other person(s) may not reproduce, publish or disclose any of the contents of the Report to others without the express authorization of MIPL. This Report is prepared and issued to the Subscriber without any risk, responsibility or liability on the part of MIPL or its officials.

Current Liabilities to Networth (Current Liabilities / Net Worth)	1.71	2.30	0.02
Fixed Assets to Networth (Net Fixed Assets / Networth)	0.17	0.20	0.21
Interest Coverage Ratio (PBIT / Financial Charges)	2.60	2.10	2.89

PROFITABILITY RATIOS

PARTICULARS		31.03.2017	31.03.2016	31.03.2015
Net Profit Margin ((PAT / Sales) * 100)	%	3.40	2.18	2.16
Return on Total Assets ((PAT / Total Assets) * 100)	%	4.69	3.04	4.88
Return on Investment (ROI) ((PAT / Networth) * 100)	%	12.72	10.07	13.99

SOLVENCY RATIOS

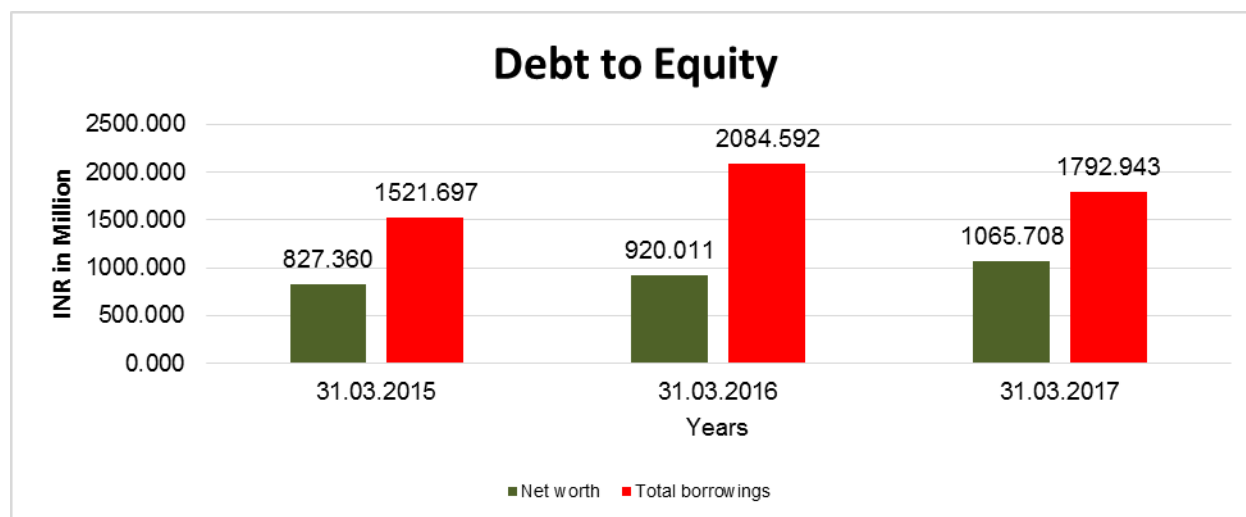
PARTICULARS		31.03.2017	31.03.2016	31.03.2015
Current Ratio (Current Assets / Current Liabilities)		1.45	1.31	133.56
Quick Ratio ((Current Assets – Inventories) / Current Liabilities)		0.41	0.36	54.87
G-Score Ratio Financial (Networth / Total Assets)		0.37	0.30	0.35
G-Score Ratio Debt (Debts / Equity Capital)		12.72	14.95	10.92
G-Score Ratio Liquidity (Total Current Assets / Total Current Liabilities)		1.45	1.31	133.56

Total Liability = Short-term Debt + Long-term Debt + Current Maturities of Long-term debts

FINANCIAL ANALYSIS
[all figures are in INR Million]

DEBT EQUITY RATIO

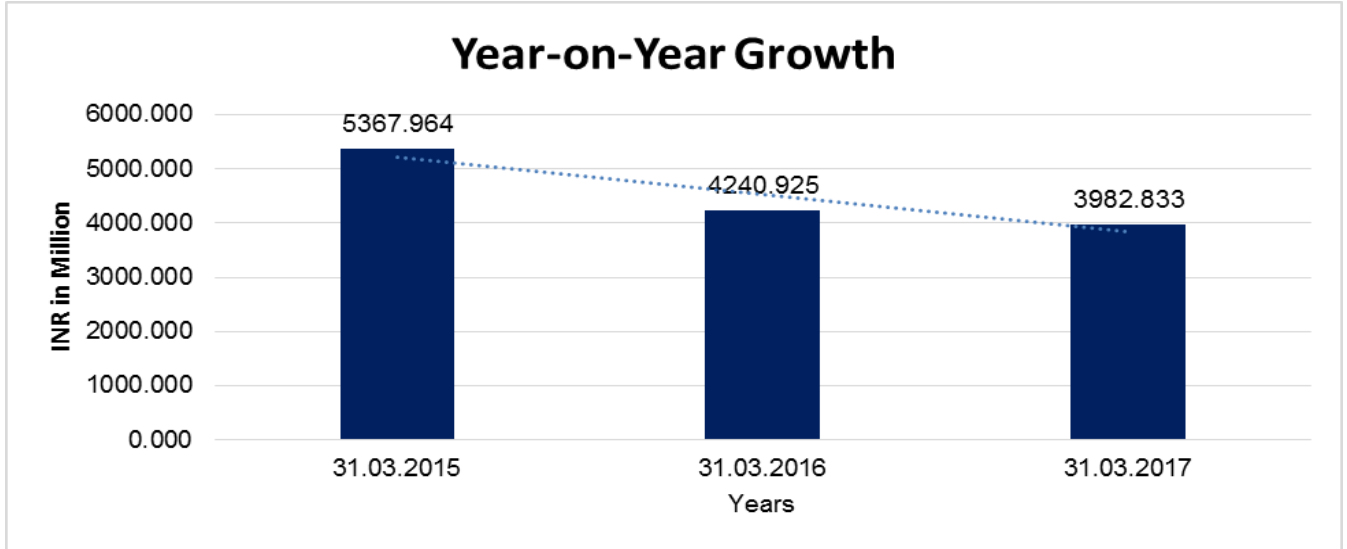
Particular	31.03.2015	31.03.2016	31.03.2017
	INR In Million	INR In Million	INR In Million
Share Capital	139.400	139.400	140.930
Reserves & Surplus	687.960	780.611	924.778
Net worth	827.360	920.011	1065.708
long-term borrowings	1519.278	0.000	0.000
Short term borrowings	2.419	2084.592	1792.943
Total borrowings	1521.697	2084.592	1792.943
Debt/Equity ratio	1.839	2.266	1.682



YEAR-ON-YEAR GROWTH

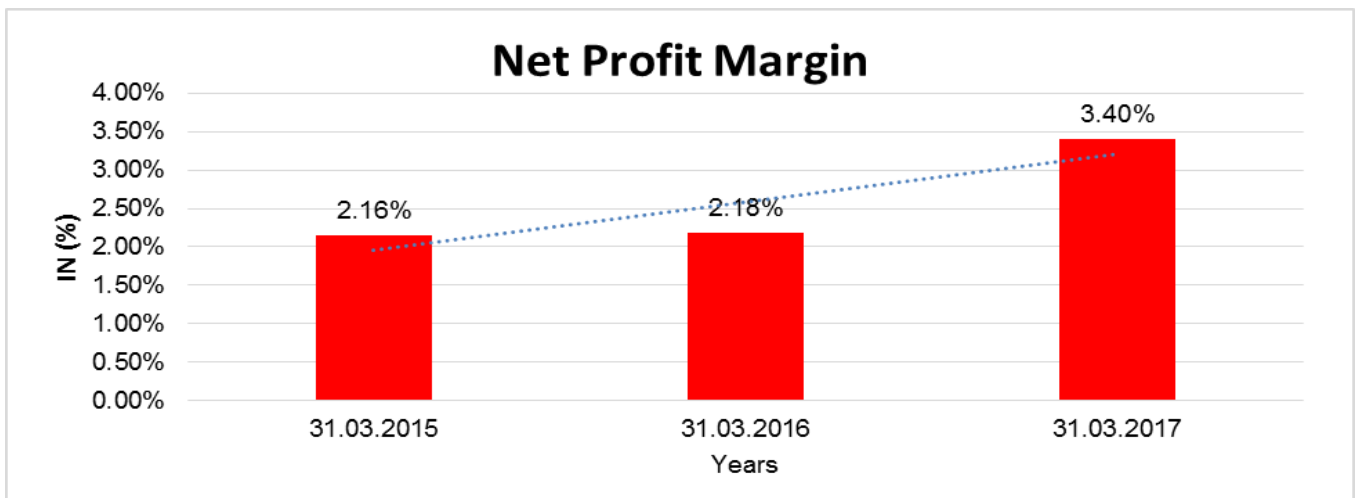
Year on Year Growth	31.03.2015	31.03.2016	31.03.2017
	INR In Million	INR In Million	INR In Million
Sales	5367.964	4240.925	3982.833
		(20.996)	(6.086)

DISCLAIMER : This Report is **PRIVATE & CONFIDENTIAL** and it is prepared at the request of and for its use by the Subscriber only. The Subscriber shall use the contents of the Report merely as an aid to its business. Mira Inform Private Limited ("MIPL") has collated information/data in the Report, which have not been verified unless otherwise specifically mentioned in the Report. The Subscriber shall independently verify the accuracy and correctness of the information/data before in any way acting upon the same. MIPL shall not be liable for any harm, injury, loss or damage caused to the Subscriber due to default by the Subscriber's debtors/beneficiaries in fulfilling their obligations of any nature whatsoever. This Report or any of its portion shall not be used as a documentary evidence or otherwise before any investigative agencies or forum of law. This Report is confidential and proprietary to MIPL. The Subscriber and/or any other person(s) may not reproduce, publish or disclose any of the contents of the Report to others without the express authorization of MIPL. This Report is prepared and issued to the Subscriber without any risk, responsibility or liability on the part of MIPL or its officials.



NET PROFIT MARGIN

Net Profit Margin	31.03.2015	31.03.2016	31.03.2017
	INR In Million	INR In Million	INR In Million
Sales	5367.964	4240.925	3982.833
Profit /(Loss)	115.710	92.652	135.598
	2.16%	2.18%	3.40%



DISCLAIMER : This Report is **PRIVATE & CONFIDENTIAL** and it is prepared at the request of and for its use by the Subscriber only. The Subscriber shall use the contents of the Report merely as an aid to its business. Mira Inform Private Limited ("MIPL") has collated information/data in the Report, which have not been verified unless otherwise specifically mentioned in the Report. The Subscriber shall independently verify the accuracy and correctness of the information/data before in any way acting upon the same. MIPL shall not be liable for any harm, injury, loss or damage caused to the Subscriber due to default by the Subscriber's debtors/beneficiaries in fulfilling their obligations of any nature whatsoever. This Report or any of its portion shall not be used as a documentary evidence or otherwise before any investigative agencies or forum of law. This Report is confidential and proprietary to MIPL. The Subscriber and/or any other person(s) may not reproduce, publish or disclose any of the contents of the Report to others without the express authorization of MIPL. This Report is prepared and issued to the Subscriber without any risk, responsibility or liability on the part of MIPL or its officials.

ABRIDGED BALANCE SHEET (CONSOLIDATED)

SOURCES OF FUNDS	31.03.2017	31.03.2016
I. EQUITY AND LIABILITIES		
(1) Shareholders' Funds		
(a) Share Capital	140.930	139.400
(b) Reserves and Surplus	903.272	780.611
(c) Money received against share warrants	0.000	0.000
(d) Minority interest	23.859	47.757
(2) Share Application money pending allotment	0.000	0.000
Total Shareholders' Funds (1) + (2)	1068.061	967.768
(3) Non-Current Liabilities		
(a) long-term borrowings	127.134	88.401
(b) Deferred tax liabilities (Net)	4.690	7.039
(c) Other long-term liabilities	0.830	(0.751)
(d) long-term provisions	1.640	2.005
Total Non-current Liabilities (3)	134.294	96.694
(4) Current Liabilities		
(a) Short-term borrowings	1792.943	2084.592
(b) Trade payables	6.209	14.202
(c) Other current liabilities	26.498	26.289
(d) Short-term provisions	8.186	1.915
Total Current Liabilities (4)	1833.836	2126.998
TOTAL	3036.191	3191.460
II. ASSETS		
(1) Non-current assets		
(a) Fixed Assets		
(i) Tangible assets	176.213	180.853
(ii) Intangible Assets	0.064	0.023
(iii) Tangible assets capital work-in-progress	8.254	7.687
(iv) Intangible assets under development	81.692	81.692
(b) Non-current Investments	0.000	0.000
(c) Deferred tax assets (net)	0.114	0.032
(d) Long-term loans and advances	0.000	0.000
(e) Other Non-current assets	0.000	0.000
Total Non-Current Assets	266.337	270.287
(2) Current assets		
(a) Current investments	0.000	0.000
(b) Inventories	1888.058	2034.878

DISCLAIMER : This Report is **PRIVATE & CONFIDENTIAL** and it is prepared at the request of and for its use by the Subscriber only. The Subscriber shall use the contents of the Report merely as an aid to its business. Mira Inform Private Limited ("MIPL") has collated information/data in the Report, which have not been verified unless otherwise specifically mentioned in the Report. The Subscriber shall independently verify the accuracy and correctness of the information/data before in any way acting upon the same. MIPL shall not be liable for any harm, injury, loss or damage caused to the Subscriber due to default by the Subscriber's debtors/beneficiaries in fulfilling their obligations of any nature whatsoever. This Report or any of its portion shall not be used as a documentary evidence or otherwise before any investigative agencies or forum of law. This Report is confidential and proprietary to MIPL. The Subscriber and/or any other person(s) may not reproduce, publish or disclose any of the contents of the Report to others without the express authorization of MIPL. This Report is prepared and issued to the Subscriber without any risk, responsibility or liability on the part of MIPL or its officials.

(c) Trade receivables	610.142	614.943
(d) Cash and bank balances	87.984	125.724
(e) Short-term loans and advances	45.923	26.366
(f) Other current assets	137.747	119.262
Total Current Assets	2769.854	2921.173
TOTAL	3036.191	3191.460

PROFIT & LOSS ACCOUNT (CONSOLIDATED)

	PARTICULARS	31.03.2017	31.03.2016
	SALES		
	Total Revenue from operations	6401.761	4253.206
	Other Income	163.593	3.804
	TOTAL	6565.354	4257.010
Less	EXPENSES		
	Cost of Materials Consumed	3510.810	3637.243
	Purchases of Stock-in-Trade	254.196	175.734
	Changes in inventories of finished goods, work-in-progress and Stock-in-Trade	(8.575)	(30.379)
	Employee benefit expense	46.924	59.953
	CSR expenditure	0.000	3.500
	Other expenses	2405.926	127.708
	Extraordinary items before tax	0.000	(4.826)
	TOTAL	6209.281	3968.933
	PROFIT/ (LOSS) BEFORE INTEREST, TAX, DEPRECIATION AND AMORTISATION	356.073	288.077
Less	FINANCIAL EXPENSES	166.051	156.344
	PROFIT / (LOSS) BEFORE TAX, DEPRECIATION AND AMORTISATION	190.022	131.733
Less/ Add	DEPRECIATION/ AMORTISATION	20.693	21.758
	PROFIT/ (LOSS) BEFORE TAX	169.329	109.975
Less	TAX	77.567	51.150
	PROFIT/ (LOSS) AFTER TAX	91.762	58.825
	Profit (loss) of minority interest	(21.505)	1.272

DISCLAIMER : This Report is **PRIVATE & CONFIDENTIAL** and it is prepared at the request of and for its use by the Subscriber only. The Subscriber shall use the contents of the Report merely as an aid to its business. Mira Inform Private Limited ("MIPL") has collated information/data in the Report, which have not been verified unless otherwise specifically mentioned in the Report. The Subscriber shall independently verify the accuracy and correctness of the information/data before in any way acting upon the same. MIPL shall not be liable for any harm, injury, loss or damage caused to the Subscriber due to default by the Subscriber's debtors/beneficiaries in fulfilling their obligations of any nature whatsoever. This Report or any of its portion shall not be used as a documentary evidence or otherwise before any investigative agencies or forum of law. This Report is confidential and proprietary to MIPL. The Subscriber and/or any other person(s) may not reproduce, publish or disclose any of the contents of the Report to others without the express authorization of MIPL. This Report is prepared and issued to the Subscriber without any risk, responsibility or liability on the part of MIPL or its officials.

Share of profit (loss) of associates	0.000	0.000
TOTAL PROFIT (LOSS) FOR PERIOD	70.256	60.097
EARNINGS IN FOREIGN CURRENCY		
F.O.B. Value of Exports	0.000	3296.166
TOTAL EARNINGS	0.000	3296.166
Earnings / (Loss) Per Share (INR)	4.99	4.31

LOCAL AGENCY FURTHER INFORMATION

Sr. No.	Check list by info agents	Available in Report (Yes/No)
1	Year of establishment	Yes
2	Constitution of the entity -Incorporation details	Yes
3	Locality of the entity	Yes
4	Premises details	No
5	Buyer visit details	--
6	Contact numbers	Yes
7	Name of the person contacted	No
8	Designation of contact person	No
9	Promoter's background	Yes
10	Date of Birth of Proprietor / Partners / Directors	Yes
11	Pan Card No. of Proprietor / Partners	Yes
12	Voter Id Card No. of Proprietor / Partners	No
13	Type of business	Yes
14	Line of Business	Yes
15	Export/import details (if applicable)	No
16	No. of employees	No
17	Details of sister concerns	Yes
18	Major suppliers	No
19	Major customers	Yes
20	Banking Details	Yes
21	Banking facility details	Yes
22	Conduct of the banking account	--
23	Financials, if provided	Yes
24	Capital in the business	Yes
25	Last accounts filed at ROC, if applicable	Yes
26	Turnover of firm for last three years	Yes
27	Reasons for variation <> 20%	--
28	Estimation for coming financial year	No
29	Profitability for last three years	No

DISCLAIMER : This Report is **PRIVATE & CONFIDENTIAL** and it is prepared at the request of and for its use by the Subscriber only. The Subscriber shall use the contents of the Report merely as an aid to its business. Mira Inform Private Limited ("MIPL") has collated information/data in the Report, which have not been verified unless otherwise specifically mentioned in the Report. The Subscriber shall independently verify the accuracy and correctness of the information/data before in any way acting upon the same. MIPL shall not be liable for any harm, injury, loss or damage caused to the Subscriber due to default by the Subscriber's debtors/beneficiaries in fulfilling their obligations of any nature whatsoever. This Report or any of its portion shall not be used as a documentary evidence or otherwise before any investigative agencies or forum of law. This Report is confidential and proprietary to MIPL. The Subscriber and/or any other person(s) may not reproduce, publish or disclose any of the contents of the Report to others without the express authorization of MIPL. This Report is prepared and issued to the Subscriber without any risk, responsibility or liability on the part of MIPL or its officials.

30	Major shareholders, if available	Yes
31	External Agency Rating, if available	Yes
32	Litigations that the firm/promoter involved in	--
33	Market information	--
34	Payments terms	No
35	Negative Reporting by Auditors in the Annual Report	No

UNSECURED LOAN

PARTICULARS	31.03.2017 (INR in Million)	31.03.2016 (INR in Million)
Short-term borrowings		
Deposits from directors	2.521	7.352
Total	2.521	7.352

INDEX OF CHARGES

SN o	SRN	Charge Id	Charge Holder Name	Date of Creation	Date of Modification	Date of Satisfaction	Amount	Address
1	G774816 46	100156 229	State Bank of India	20/12/2017	-	-	6400000.0	INDUSTRIAL FINANCE BRANCH, 14TH FLOOR, JAWAHAR VYAPAR BHAWAN, 1TOLSTORY MARGNEW DELHIDL1 10001IN
2	G767273 87	104937 77	State Bank of India	01/05/2014	15/11/2017	-	2230000000.0	Industrial Finance Branch, Jwahr Vyapar BhawanTolstoy MargNew DelhiDL11 0001IN
3	C794111 38	105874 31	State Bank of India	03/08/2015	-	25/01/2016	5000000.0	Industrial Finance

DISCLAIMER : This Report is **PRIVATE & CONFIDENTIAL** and it is prepared at the request of and for its use by the Subscriber only. The Subscriber shall use the contents of the Report merely as an aid to its business. Mira Inform Private Limited ("MIPL") has collated information/data in the Report, which have not been verified unless otherwise specifically mentioned in the Report. The Subscriber shall independently verify the accuracy and correctness of the information/data before in any way acting upon the same. MIPL shall not be liable for any harm, injury, loss or damage caused to the Subscriber due to default by the Subscriber's debtors/beneficiaries in fulfilling their obligations of any nature whatsoever. This Report or any of its portion shall not be used as a documentary evidence or otherwise before any investigative agencies or forum of law. This Report is confidential and proprietary to MIPL. The Subscriber and/or any other person(s) may not reproduce, publish or disclose any of the contents of the Report to others without the express authorization of MIPL. This Report is prepared and issued to the Subscriber without any risk, responsibility or liability on the part of MIPL or its officials.

								BranchJwa har Vyapar Bhawan, 14th Floor, 1,Tolstoy Marg,New DelhiDL11 0001IN
4	C388285 62	101317 81	State Bank of India	10/11/200 8	13/12/20 12	31/12/2 014	1487000000.0	Commercia l BranchM- 47, Connaught Circus,New DelhiDL11 0001IN
5	C267199 55	104779 10	ICICI BANK LIMITED	04/02/201 4	-	15/09/2 014	50000000.0	LANDMAR KRACE COURSE CIRCLEAL KAPURIBA RODAGJ3 90015IN
6	C267177 28	104669 42	ICICI BANK LIMITED	13/12/201 3	-	15/09/2 014	350000000.0	LANDMAR KRACE COURSE CIRCLEAL KAPURIBA RODAGJ3 90015IN

FIXED ASSETS

- Land
- Building
- Furniture and Fixture
- Computer
- Plant and Machinery
- Vehicle
- Office equipment
- Computer Accessories
- Computer Software

CMT REPORT (Corruption, Money Laundering & Terrorism)

The Public Notice information has been collected from various sources including but not limited to: **The Courts, India Prisons Service, Interpol, etc.**

1] INFORMATION ON DESIGNATED PARTY

No exist designating subject or any of its beneficial owners, controlling shareholders or senior officers as terrorist or terrorist organization or whom notice had been received that all financial transactions involving their assets have been blocked or convicted, found guilty or against whom a judgement or order had been entered in a proceedings for violating money-laundering, anti-corruption or bribery or international economic or anti-terrorism sanction laws or whose assets were seized, blocked, frozen or ordered forfeited for violation of money laundering or international anti-terrorism laws.

2] Court Declaration :

No records exist to suggest that subject is or was the subject of any formal or informal allegations, prosecutions or other official proceeding for making any prohibited payments or other improper payments to government officials for engaging in prohibited transactions or with designated parties.

3] Asset Declaration :

No records exist to suggest that the property or assets of the subject are derived from criminal conduct or a prohibited transaction.

4] Record on Financial Crime :

Charges or conviction registered against subject: **None**

5] Records on Violation of Anti-Corruption Laws :

Charges or investigation registered against subject: **None**

6] Records on Int'l Anti-Money Laundering Laws/Standards :

Charges or investigation registered against subject: **None**

7] Criminal Records

No available information exist that suggest that subject or any of its principals have been formally charged or convicted by a competent governmental authority for any financial crime or under any formal investigation by a competent government authority for any violation of anti-corruption laws or international anti-money laundering laws or standard.

8] Affiliation with Government :

No record exists to suggest that any director or indirect owners, controlling shareholders, director, officer or employee of the company is a government official or a family member or close business associate of a Government official.

9] Compensation Package :

Our market survey revealed that the amount of compensation sought by the subject is fair and reasonable and comparable to compensation paid to others for similar services.

10] Press Report :

No press reports / filings exists on the subject.

CORPORATE GOVERNANCE

MIRA INFORM as part of its Due Diligence do provide comments on Corporate Governance to identify management and governance. These factors often have been predictive and in some cases have created vulnerabilities to credit deterioration.

Our Governance Assessment focuses principally on the interactions between a company's management, its Board of Directors, Shareholders and other financial stakeholders.

CONTRAVENTION

Subject is not known to have contravened any existing local laws, regulations or policies that prohibit, restrict or otherwise affect the terms and conditions that could be included in the agreement with the subject.

FOREIGN EXCHANGE RATES

Currency	Unit	INR
US Dollar	1	INR 68.94
UK Pound	1	INR 90.21
Euro	1	INR 79.64

INFORMATION DETAILS

Information Gathered by :	SLK
Analysis Done by :	DIV
Report Prepared by :	MTN

SCORE FACTORS

DEMERIT POINTS		
--BANK CHARGES	YES/NO	YES
--LITIGATION	YES/NO	NO
--OTHER ADVERSE INFORMATION	YES/NO	NO
MERIT POINTS		
--SOLE DISTRIBUTORSHIP	YES/NO	NO
--EXPORT ACTIVITIES	YES/NO	NO
--AFFILIATION	YES/NO	YES
--LISTED	YES/NO	NO
--OTHER MERIT FACTORS	YES/NO	YES

RATING EXPLANATIONS

Credit Rating	Explanation	Rating Comments
A++	Minimum Risk	Business dealings permissible with minimum risk of default
A+	Low Risk	Business dealings permissible with low risk of default
A	Acceptable Risk	Business dealings permissible with moderate risk of default
B	Medium Risk	Business dealings permissible on a regular monitoring basis
C	Medium High Risk	Business dealings permissible preferably on secured basis
D	High Risk	Business dealing not recommended or on secured terms only
NB	New Business	No recommendation can be done due to business in infancy stage
NT	No Trace	No recommendation can be done as the business is not traceable

NB is stated where there is insufficient information to facilitate rating. However, it is not to be considered as unfavourable.

This score serves as a reference to assess SC's credit risk and to set the amount of credit to be extended. It is calculated from a composite of weighted scores obtained from each of the major sections of this report. The assessed factors are as follows:

- Financial condition covering various ratios
- Company background and operations size
- Promoters / Management background
- Payment record
- Litigation against the subject
- Industry scenario / competitor analysis
- Supplier / Customer / Banker review (wherever available)

DISCLAIMER : This Report is **PRIVATE & CONFIDENTIAL** and it is prepared at the request of and for its use by the Subscriber only. The Subscriber shall use the contents of the Report merely as an aid to its business. Mira Inform Private Limited ("MIPL") has collated information/data in the Report, which have not been verified unless otherwise specifically mentioned in the Report. The Subscriber shall independently verify the accuracy and correctness of the information/data before in any way acting upon the same. MIPL shall not be liable for any harm, injury, loss or damage caused to the Subscriber due to default by the Subscriber's debtors/beneficiaries in fulfilling their obligations of any nature whatsoever. This Report or any of its portion shall not be used as a documentary evidence or otherwise before any investigative agencies or forum of law. This Report is confidential and proprietary to MIPL. The Subscriber and/or any other person(s) may not reproduce, publish or disclose any of the contents of the Report to others without the express authorization of MIPL. This Report is prepared and issued to the Subscriber without any risk, responsibility or liability on the part of MIPL or its officials.