

## MIRA INFORM REPORT

Report No. :	517787
Report Date :	30.06.2018

### IDENTIFICATION DETAILS

Name :	MICROSS COMPONENTS LIMITED
Formerly Known As :	<ul style="list-style-type: none"> <li>• MINTECH SEMICONDUCTORS LIMITED</li> <li>• BLEAKBRIDGE LIMITED</li> </ul>
Registered Office :	2 Hellesdon Park Road, Drayton High Road, Norwich, Nr6 5dr
Country :	United Kingdom
Financials (as on) :	31.12.2016
Date of Incorporation :	27.03.1984
Com. Reg. No.:	01803460
Legal Form :	Private limited with Share Capital
Line of Business :	<ul style="list-style-type: none"> <li>• Assembling, Inspecting, Distributing And Repairing Semiconductors And Hybrid Microcircuits</li> <li>• Manufacture of Electronic Components</li> </ul>
No. of Employees :	91

### RATING & COMMENTS

(Mira Inform has adopted New Rating mechanism w.e.f. 23<sup>rd</sup> January 2017)

MIRA's Rating :	A
-----------------	---

Credit Rating	Explanation	Rating Comments
A	Acceptable Risk	Business dealings permissible with moderate risk of default

Status :	Good
Payment Behaviour :	Regular
Litigation :	Clear

### NOTES :

**DISCLAIMER :** This Report is **PRIVATE & CONFIDENTIAL** and it is prepared at the request of and for its use by the Subscriber only. The Subscriber shall use the contents of the Report merely as an aid to its business. Mira Inform Private Limited ("MIPL") has collated information/data in the Report, which have not been verified unless otherwise specifically mentioned in the Report. The Subscriber shall independently verify the accuracy and correctness of the information/data before in any way acting upon the same. MIPL shall not be liable for any harm, injury, loss or damage caused to the Subscriber due to default by the Subscriber's debtors/beneficiaries in fulfilling their obligations of any nature whatsoever. This Report or any of its portion shall not be used as a documentary evidence or otherwise before any investigative agencies or forum of law. This Report is confidential and proprietary to MIPL. The Subscriber and/or any other person(s) may not reproduce, publish or disclose any of the contents of the Report to others without the express authorization of MIPL. This Report is prepared and issued to the Subscriber without any risk, responsibility or liability on the part of MIPL or its officials.

Any query related to this report can be made on e-mail : [infodept@mirainform.com](mailto:infodept@mirainform.com) while quoting report number, name and date.

**ECGC Country Risk Classification List**

Country Name	Previous Rating (31.12.2017)	Current Rating (01.04.2018)
United Kingdom	A1	A1

Risk Category	ECGC Classification
Insignificant	A1
Low Risk	A2
Moderately Low Risk	B1
Moderate Risk	B2
Moderately High Risk	C1
High Risk	C2
Very High Risk	D

**UNITED KINGDOM - ECONOMIC OVERVIEW**

The UK, a leading trading power and financial center, is the third largest economy in Europe after Germany and France. Agriculture is intensive, highly mechanized, and efficient by European standards, producing about 60% of food needs with less than 2% of the labor force. The UK has large coal, natural gas, and oil resources, but its oil and natural gas reserves are declining; the UK has been a net importer of energy since 2005. Services, particularly banking, insurance, and business services, are key drivers of British GDP growth. Manufacturing, meanwhile, has declined in importance but still accounts for about 10% of economic output.

In 2008, the global financial crisis hit the economy particularly hard, due to the importance of its financial sector. Falling home prices, high consumer debt, and the global economic slowdown compounded the UK's economic problems, pushing the economy into recession in the latter half of 2008 and prompting the then BROWN (Labour) government to implement a number of measures to stimulate the economy and stabilize the financial markets. Facing burgeoning public deficits and debt levels, in 2010 the then CAMERON-led coalition government (between Conservatives and Liberal Democrats) initiated an austerity program, which has continued under the Conservative government. However, the deficit still remains one of the highest in the G7, standing at 3.6% of GDP as of 2017, and the UK has pledged to lower its corporation tax from 20% to 17% by 2020. The UK had a debt burden of 90.4% GDP at the end of 2017.

The UK's economy has begun to slow since the referendum vote to leave the EU in June 2016. A sustained depreciation of the British pound has increased consumer and producer prices, weighing on consumer spending without spurring a meaningful increase in exports. The UK has an extensive trade relationship with other EU members through its single market membership and economic observers have warned the exit will jeopardize its position as the central location for European financial services. Prime Minister MAY is seeking a new "deep and special" trade relationship with the EU following the UK's exit. However, economists doubt that the UK will be able to preserve the benefits of EU membership without the obligations.

Source : CIA

## **COMPANY NAME AND ADDRESS**

Company Name: MICROSS COMPONENTS LIMITED  
Company No: 01803460  
Registered Address: 2 HELLESDON PARK ROAD DRAYTON HIGH ROAD NORWICH NR6 5DR

## **COMPANY SUMMARY**

Registered Address 2 HELLESDON PARK ROAD  
DRAYTON HIGH ROAD  
NORWICH  
NR6 5DR

Trading Address 2 Hellesdon Park Road  
Drayton High Road  
Norwich  
Norfolk  
NR6 5DR

Website Address <http://www.micross.com>

Telephone Number 01603788967

Fax Number

TPS No

FPS Yes

Incorporation Date 27/03/1984

Previous Name MINTECH SEMICONDUCTORS LIMITED

Type Private limited with Share Capital

FTSE Index -

Date of Change 04/01/2010

Filing Date of Accounts 19/06/2017

Currency GBP

Share Capital £40,000

**DISCLAIMER** : This Report is **PRIVATE & CONFIDENTIAL** and it is prepared at the request of and for its use by the Subscriber only. The Subscriber shall use the contents of the Report merely as an aid to its business. Mira Inform Private Limited ("MIPL") has collated information/data in the Report, which have not been verified unless otherwise specifically mentioned in the Report. The Subscriber shall independently verify the accuracy and correctness of the information/data before in any way acting upon the same. MIPL shall not be liable for any harm, injury, loss or damage caused to the Subscriber due to default by the Subscriber's debtors/beneficiaries in fulfilling their obligations of any nature whatsoever. This Report or any of its portion shall not be used as a documentary evidence or otherwise before any investigative agencies or forum of law. This Report is confidential and proprietary to MIPL. The Subscriber and/or any other person(s) may not reproduce, publish or disclose any of the contents of the Report to others without the express authorization of MIPL. This Report is prepared and issued to the Subscriber without any risk, responsibility or liability on the part of MIPL or its officials.

SIC07	26110
Charity Number	-
SIC07 Description	MANUFACTURE OF ELECTRONIC COMPONENTS
Principal Activity	Assembling, inspecting, distributing and repairing semiconductors and hybrid microcircuits.

## **ADDITIONAL INFORMATION**

CCJ's	0 (£0)
No CCJ Information To Display	
Ultimate Holding Company	VANCE STREET CAPITAL LLC
Accountant	-
Mortgages	6
Trade Debtors	-
Group	11 companies
Linkages	0 companies
Countries	In 0 countries

## **KEY FINANCIALS**

Year to Date	Turnover	Pre Tax Profit	Shareholder's Funds	Employees
31/12/2016	£17,642,610	£4,205,425	£21,964,435	91
31/12/2015	£14,528,404	£1,604,148	£18,364,570	89
31/12/2014	£13,306,970	£2,260,364	£16,718,914	97

## **MORTGAGE SUMMARY**

Total Mortgage	6
Outstanding	0
Satisfied	6

## **TRADE DEBTORS / BAD DEBT SUMMARY**

Total Number of Documented Trade	1
Total Value of Documented Trade	£7,830

**DISCLAIMER** : This Report is **PRIVATE & CONFIDENTIAL** and it is prepared at the request of and for its use by the Subscriber only. The Subscriber shall use the contents of the Report merely as an aid to its business. Mira Inform Private Limited ("MIPL") has collated information/data in the Report, which have not been verified unless otherwise specifically mentioned in the Report. The Subscriber shall independently verify the accuracy and correctness of the information/data before in any way acting upon the same. MIPL shall not be liable for any harm, injury, loss or damage caused to the Subscriber due to default by the Subscriber's debtors/beneficiaries in fulfilling their obligations of any nature whatsoever. This Report or any of its portion shall not be used as a documentary evidence or otherwise before any investigative agencies or forum of law. This Report is confidential and proprietary to MIPL. The Subscriber and/or any other person(s) may not reproduce, publish or disclose any of the contents of the Report to others without the express authorization of MIPL. This Report is prepared and issued to the Subscriber without any risk, responsibility or liability on the part of MIPL or its officials.

## COMMENTARY

This company's ratio of total liabilities to total assets indicates the presence of strong equity funding.
This company's return on total assets employed ratio indicates a highly efficient use of assets.
This company has only made late payments on a low percentage of invoices.
The company has more cash than short term bank borrowings.
This company trades in an industry with a lower level of corporate failures.

## CCJ

Total Number of Exact CCJs -	0	Total Value of Exact CCJs -	
Total Number of Possible CCJs -	0	Total Value of Possible CCJs -	
Total Number of Satisfied CCJs -	0	Total Value of Satisfied CCJs -	
Total Number of Writs -	-		

Total Current Directors	5	Total Current Secretaries	0
Total Previous Directors / Company Secretaries	28	Total Person's With Significant Control	1

## CURRENT DIRECTORS

Title	Mr	Function	Director
Name	Victor Lance Vescovo	Nationality	American
Date of Birth	02/1966	Present Appointments	7
Latest Address	2 Hellesdon Park Road, Drayton High Road, Norwich, Norfolk	Appointment Date	06/12/2012
Post Code	NR6 5DR		
Other Actions	View Director Report	View Consumer Report	View AML Report
	View Trace Report	View Compliance Report	
Title	Mr	Function	Director
Name	Richard Oliver Kingdon	Nationality	British
Date of Birth	10/1954	Present Appointments	8
Latest Address	2 Hellesdon Park Road, Drayton High Road, Norwich, Norfolk	Appointment Date	02/01/2014
Post Code	NR6 5DR		

**DISCLAIMER** : This Report is **PRIVATE & CONFIDENTIAL** and it is prepared at the request of and for its use by the Subscriber only. The Subscriber shall use the contents of the Report merely as an aid to its business. Mira Inform Private Limited ("MIPL") has collated information/data in the Report, which have not been verified unless otherwise specifically mentioned in the Report. The Subscriber shall independently verify the accuracy and correctness of the information/data before in any way acting upon the same. MIPL shall not be liable for any harm, injury, loss or damage caused to the Subscriber due to default by the Subscriber's debtors/beneficiaries in fulfilling their obligations of any nature whatsoever. This Report or any of its portion shall not be used as a documentary evidence or otherwise before any investigative agencies or forum of law. This Report is confidential and proprietary to MIPL. The Subscriber and/or any other person(s) may not reproduce, publish or disclose any of the contents of the Report to others without the express authorization of MIPL. This Report is prepared and issued to the Subscriber without any risk, responsibility or liability on the part of MIPL or its officials.

Other Actions	View Director Report	View Consumer Report	View AML Report
	View Trace Report	View Compliance Report	

Title	Mr	Function	Director
Name	Neil Davies	Nationality	British
Date of Birth	12/1968	Present Appointments	1
Latest Address	2 Hellesdon Park Road, Drayton High Road, Norwich, Norfolk	Appointment Date	17/05/2016

Post Code	NR6 5DR		
Other Actions	View Director Report	View Consumer Report	View AML Report
	View Trace Report	View Compliance Report	

Title	Mr	Function	Director
Name	Michael William Rooney	Nationality	American
Date of Birth	01/1967	Present Appointments	1
Latest Address	2 Hellesdon Park Road, Drayton High Road, Norwich, Norfolk	Appointment Date	17/05/2016

Post Code	NR6 5DR		
Other Actions	View Director Report	View Consumer Report	View AML Report
	View Trace Report	View Compliance Report	

Title	Mr	Function	Director
Name	Richard William Gibbs	Nationality	British
Date of Birth	04/1959	Present Appointments	3
Latest Address	2 Hellesdon Park Road, Drayton High Road, Norwich, Norfolk	Appointment Date	05/09/2016

Post Code	NR6 5DR		
Other Actions	View Director Report	View Consumer Report	View AML Report
	View Trace Report	View Compliance Report	

## **CURRENT COMPANY SECRETARY**














### Top Shareholders

Name	Currency	Share Count	Share Type	Nominal Value	% of Total Share Count
MICROSS COMPONENTS HOLDINGS LTD	GBP	40,000	ORDINARY	1	100



**DISCLAIMER** : This Report is **PRIVATE & CONFIDENTIAL** and it is prepared at the request of and for its use by the Subscriber only. The Subscriber shall use the contents of the Report merely as an aid to its business. Mira Inform Private Limited ("MIPL") has collated information/data in the Report, which have not been verified unless otherwise specifically mentioned in the Report. The Subscriber shall independently verify the accuracy and correctness of the information/data before in any way acting upon the same. MIPL shall not be liable for any harm, injury, loss or damage caused to the Subscriber due to default by the Subscriber's debtors/beneficiaries in fulfilling their obligations of any nature whatsoever. This Report or any of its portion shall not be used as a documentary evidence or otherwise before any investigative agencies or forum of law. This Report is confidential and proprietary to MIPL. The Subscriber and/or any other person(s) may not reproduce, publish or disclose any of the contents of the Report to others without the express authorization of MIPL. This Report is prepared and issued to the Subscriber without any risk, responsibility or liability on the part of MIPL or its officials.

## FINANCIALS















### Profit & Loss

	Date Of Accounts	31/12/16	(%)	31/12/15	(%)	31/12/14	(%)	31/12/13	(%)	31/12/12
	Weeks	52	(%)	52	(%)	52	(%)	52	(%)	52
	Currency	GBP	(%)	GBP	(%)	GBP	(%)	GBP	(%)	GBP
	Consolidated A/cs	N	(%)	N	(%)	N	(%)	N	(%)	N
	Turnover	£17,642,610	21.4%	£14,528,404	9.2%	£13,306,970	-15.4%	£15,736,803	-8.7%	£17,231,213
	Export	£12,141,348	20.6%	£10,065,424	12.6%	£8,936,172	-17.7%	£10,857,339	-1.6%	£11,039,281
	Cost of Sales	£10,711,293	17.6%	£9,108,841	16.7%	£7,805,221	-13.5%	£9,025,187	-9.7%	£9,997,624
	Gross Profit	£6,931,317	27.9%	£5,419,563	-1.5%	£5,501,749	-18%	£6,711,616	-7.2%	£7,233,589
	Wages & Salaries	£3,127,104	7.7%	£2,903,289	-2.8%	£2,986,452	-20.6%	£3,762,052	1.9%	£3,692,538
	Directors Emoluments	£234,297	75.3%	£133,674	33.5%	£100,154	-78.1%	£457,714	-3.8%	£475,569
	Operating Profit	£4,205,453	162.3%	£1,603,477	-29.1%	£2,260,858	-10.6%	£2,527,645	-11.9%	£2,867,693
	Depreciation	£368,123	43.6%	£256,305	-21.7%	£327,418	5.9%	£309,215	12.1%	£275,740
	Audit Fees	£21,700	10.2%	£19,700	1%	£19,500	2.6%	£19,000	5.4%	£18,025
	Interest Payments	£28	-82.1%	£156	-68.4%	£494	-89.3%	£4,617	69.7%	£2,721
	Pre Tax Profit	£4,205,425	162.2%	£1,604,148	-29%	£2,260,364	16.7%	£1,937,285	-33.6%	£2,916,868
	Taxation	-£605,560	-999.9%	£41,508	110%	-£413,103	-229.9%	-£125,236	83.5%	-£759,945
	Profit After Tax	£3,599,865	118.7%	£1,645,656	-10.9%	£1,847,261	1.9%	£1,812,049	-16%	£2,156,923

**DISCLAIMER** : This Report is **PRIVATE & CONFIDENTIAL** and it is prepared at the request of and for its use by the Subscriber only. The Subscriber shall use the contents of the Report merely as an aid to its business. Mira Inform Private Limited ("MIPL") has collated information/data in the Report, which have not been verified unless otherwise specifically mentioned in the Report. The Subscriber shall independently verify the accuracy and correctness of the information/data before in any way acting upon the same. MIPL shall not be liable for any harm, injury, loss or damage caused to the Subscriber due to default by the Subscriber's debtors/beneficiaries in fulfilling their obligations of any nature whatsoever. This Report or any of its portion shall not be used as a documentary evidence or otherwise before any investigative agencies or forum of law. This Report is confidential and proprietary to MIPL. The Subscriber and/or any other person(s) may not reproduce, publish or disclose any of the contents of the Report to others without the express authorization of MIPL. This Report is prepared and issued to the Subscriber without any risk, responsibility or liability on the part of MIPL or its officials.

	Dividends Payable	-	-	-	-	-	-	-	-	-
	Retained Profit	£3,599,865	118.7%	£1,645,656	-10.9%	£1,847,261	1.9%	£1,812,049	-16%	£2,156,923




**Balance Sheet**

	Date Of Accounts	31/12/16	(%)	31/12/15	(%)	31/12/14	(%)	31/12/13	(%)	31/12/12
	Tangible Assets	£2,436,013	8.4%	£2,248,208	8%	£2,080,802	-6.5%	£2,224,553	-2.4%	£2,279,621
	Intangible Assets	£710,209	-25%	£946,945	-20%	£1,183,681	-16.7%	£1,420,417	-14.3%	£1,657,153
	Total Fixed Assets	£3,146,222	-1.5%	£3,195,153	-2.1%	£3,264,483	-10.4%	£3,644,970	-7.4%	£3,936,774
	Stock	£2,917,678	16.6%	£2,503,254	-18.2%	£3,061,410	1.8%	£3,008,126	-7.6%	£3,256,794
	Trade Debtors	£2,721,179	38.3%	£1,968,103	-	0	-	0	-	0
	Cash	£81,928	-37%	£130,054	929.8%	£12,629	-77.3%	£55,605	-75%	£222,340
	Other Debtors	£15,522,846	22.7%	£12,646,790	29.4%	£9,775,556	25.2%	£7,809,914	48.8%	£5,248,369
	Miscellaneous Current Assets	0	-	0	-100%	£2,333,410	11.4%	£2,094,209	2.2%	£2,050,014
	Total Current Assets	£21,243,631	23.2%	£17,248,201	13.6%	£15,183,005	17.1%	£12,967,854	20.3%	£10,777,517
	Trade Creditors	£176,464	-70.4%	£596,288	7%	£557,337	-34.2%	£846,806	49.8%	£565,261
	Bank Loans & Overdrafts	0	-	0	-	0	-	0	-	0
	Other Short Term Finance	£1,007,967	91.6%	£525,988	413%	£102,537	127.5%	£45,062	135.1%	£19,165
	Miscellaneous Current Liabilities	£1,160,722	196.6%	£391,301	-49.8%	£778,897	45.1%	£536,621	-48.2%	£1,035,242
	Total Current	£2,345,153	54.9%	£1,513,577	5.2%	£1,438,771	0.7%	£1,428,489	-11.8%	£1,619,668






**DISCLAIMER** : This Report is **PRIVATE & CONFIDENTIAL** and it is prepared at the request of and for its use by the Subscriber only. The Subscriber shall use the contents of the Report merely as an aid to its business. Mira Inform Private Limited ("MIPL") has collated information/data in the Report, which have not been verified unless otherwise specifically mentioned in the Report. The Subscriber shall independently verify the accuracy and correctness of the information/data before in any way acting upon the same. MIPL shall not be liable for any harm, injury, loss or damage caused to the Subscriber due to default by the Subscriber's debtors/beneficiaries in fulfilling their obligations of any nature whatsoever. This Report or any of its portion shall not be used as a documentary evidence or otherwise before any investigative agencies or forum of law. This Report is confidential and proprietary to MIPL. The Subscriber and/or any other person(s) may not reproduce, publish or disclose any of the contents of the Report to others without the express authorization of MIPL. This Report is prepared and issued to the Subscriber without any risk, responsibility or liability on the part of MIPL or its officials.

**MICROSS COMPONENTS LIMITED - 517787**






**PAGE NO. : 10**

	Liabilities								%	
	Bank Loans & Overdrafts and LTL	£80,265	- 85.8 %	£565,207	95%	£289,803	-7.3%	£312,682	792.9 %	£35,019
	Other Long Term Finance	£38,945	- 40.6 %	£65,554	-	0	-	0	-	0
	Total Long Term Liabilities	£80,265	- 85.8 %	£565,207	95%	£289,803	-7.3%	£312,682	792.9 %	£35,019


**Capital & Reserves**

	Date Of Accounts	31/12/16	(%)	31/12/15	(%)	31/12/14	(%)	31/12/13	(%)	31/12/12
	Called Up Share Capital	£40,000	-	£40,000	-	£40,000	-	£40,000	-	£40,000
	P & L Account Reserve	£21,914,435	19.7 %	£18,314,570	9.9 %	£16,668,914	12.5 %	£14,821,653	13.9 %	£13,009,604
	Revaluation Reserve	-	-	-	-	-	-	-	-	-
	Sundry Reserves	£10,000	-	£10,000	-	£10,000	-	£10,000	-	£10,000
	Shareholder Funds	£21,964,435	19.6 %	£18,364,570	9.8 %	£16,718,914	12.4 %	£14,871,653	13.9 %	£13,059,604




**Other Financial Items**

	Date Of Accounts	31/12/16	(%)	31/12/15	(%)	31/12/14	(%)	31/12/13	(%)	31/12/12
	Net Worth	£21,254,226	22%	£17,417,625	12.1 %	£15,535,233	15.5 %	£13,451,236	18%	£11,402,451
	Working Capital	£18,898,478	20.1 %	£15,734,624	14.5 %	£13,744,234	19.1 %	£11,539,365	26%	£9,157,849
	Total Assets	£24,389,853	19.3 %	£20,443,354	10.8 %	£18,447,488	11%	£16,612,824	12.9 %	£14,714,291
	Total Liabilities	£2,425,418	16.7 %	£2,078,784	20.3 %	£1,728,574	- 0.7%	£1,741,171	5.2%	£1,654,687
	Net Assets	£21,964,435	19.6 %	£18,364,570	9.8%	£16,718,914	12.4 %	£14,871,653	13.9 %	£13,059,604



**Cash Flow**

	Date Of Accounts	31/12/16	(%)	31/12/15	(%)	31/12/14	(%)	31/12/13	(%)	31/12/12
	Net Cashflow from Operations	-	-	-	-	-	-	-	-	-















**DISCLAIMER** : This Report is **PRIVATE & CONFIDENTIAL** and it is prepared at the request of and for its use by the Subscriber only. The Subscriber shall use the contents of the Report merely as an aid to its business. Mira Inform Private Limited ("MIPL") has collated information/data in the Report, which have not been verified unless otherwise specifically mentioned in the Report. The Subscriber shall independently verify the accuracy and correctness of the information/data before in any way acting upon the same. MIPL shall not be liable for any harm, injury, loss or damage caused to the Subscriber due to default by the Subscriber's debtors/beneficiaries in fulfilling their obligations of any nature whatsoever. This Report or any of its portion shall not be used as a documentary evidence or otherwise before any investigative agencies or forum of law. This Report is confidential and proprietary to MIPL. The Subscriber and/or any other person(s) may not reproduce, publish or disclose any of the contents of the Report to others without the express authorization of MIPL. This Report is prepared and issued to the Subscriber without any risk, responsibility or liability on the part of MIPL or its officials.

	Net Cashflow before Financing	-	-	-	-	-	-	-	-	-
	Net Cashflow from Financing	-	-	-	-	-	-	-	-	-
	Increase in Cash	-	-	-	-	-	-	-	-	-

**Miscellaneous**

	Date Of Accounts	31/12/16	(%)	31/12/15	(%)	31/12/14	(%)	31/12/13	(%)	31/12/12
	Contingent Liability	NO	-	NO	-	NO	-	NO	-	NO
	Capital Employed	£22,044,700	16.5%	£18,929,777	11.3%	£17,008,717	12%	£15,184,335	16%	£13,094,623
	Number of Employees	91	2.2%	89	-8.2%	97	-11%	109	-	109
	Accountants									
	Auditors	JAMES COWPER KRESTON								
	Auditor Comments	The audit report contains no adverse comments								
	Bankers	BARCLAYS BANK PLC								
	Bank Branch Code									

**Ratios**

	Date Of Accounts	31/12/16	31/12/15	31/12/14	31/12/13	31/12/12
	Pre-tax profit margin %	23.84	11.04	16.99	12.31	16.93
	Current ratio	9.06	11.40	10.55	9.08	6.65
	Sales/Net Working Capital	0.93	0.92	0.97	1.36	1.88
	Gearing %	0.40	3.10	1.70	2.10	0.30
	Equity in %	92.80	94.20	96.80	97.90	100
	Creditor Days	3.64	14.93	15.24	19.58	11.94
	Debtor Days	56.14	49.30	-	-	-
	Liquidity/Acid Test	7.81	9.74	8.42	6.97	4.64
	Return On Capital Employed %	19.07	8.47	13.28	12.75	22.27
	Return On Total Assets Employed %	17.24	7.84	12.25	11.66	19.82
	Current Debt Ratio	0.10	0.08	0.08	0.09	0.12
	Total Debt Ratio	0.11	0.11	0.10	0.11	0.12
	Stock Turnover Ratio %	16.53	17.23	23	19.11	18.90
	Return on Net Assets Employed %	19.14	8.73	13.51	13.02	22.33

**DISCLAIMER** : This Report is **PRIVATE & CONFIDENTIAL** and it is prepared at the request of and for its use by the Subscriber only. The Subscriber shall use the contents of the Report merely as an aid to its business. Mira Inform Private Limited ("MIPL") has collated information/data in the Report, which have not been verified unless otherwise specifically mentioned in the Report. The Subscriber shall independently verify the accuracy and correctness of the information/data before in any way acting upon the same. MIPL shall not be liable for any harm, injury, loss or damage caused to the Subscriber due to default by the Subscriber's debtors/beneficiaries in fulfilling their obligations of any nature whatsoever. This Report or any of its portion shall not be used as a documentary evidence or otherwise before any investigative agencies or forum of law. This Report is confidential and proprietary to MIPL. The Subscriber and/or any other person(s) may not reproduce, publish or disclose any of the contents of the Report to others without the express authorization of MIPL. This Report is prepared and issued to the Subscriber without any risk, responsibility or liability on the part of MIPL or its officials.

## **EVENT HISTORY VIEW DOCUMENTS**

Date	Description
13/06/2018	Payment Data Update Received
12/06/2018	Payment Data Update Received
05/05/2018	Confirmation Statement
08/11/2017	Payment Data Update Received
01/11/2017	Payment Data Update Received
04/10/2017	Payment Data Update Received
09/09/2017	Payment Data Update Received
22/06/2017	New Accounts Filed
22/06/2017	New Accounts Filed
10/05/2017	Confirmation Statement
08/09/2016	New Board Member Mr R.W. Gibbs appointed
07/09/2016	Payment Data Update Received
24/05/2016	New Board Member Mr M.W. Rooney appointed
23/05/2016	New Board Member Mr N. Davies appointed
18/05/2016	Mr B.M. White has left the board

## **PREVIOUS COMPANY NAMES**

Date	Previous Name
04/01/2010	MINTECH SEMICONDUCTORS LIMITED
11/05/1984	BLEAKBRIDGE LIMITED

## **WRIT DETAILS**

No writs found

## **STATISTICS**

Group	11 companies
Linkages	0 companies
Countries	In 0 countries

**DISCLAIMER** : This Report is **PRIVATE & CONFIDENTIAL** and it is prepared at the request of and for its use by the Subscriber only. The Subscriber shall use the contents of the Report merely as an aid to its business. Mira Inform Private Limited ("MIPL") has collated information/data in the Report, which have not been verified unless otherwise specifically mentioned in the Report. The Subscriber shall independently verify the accuracy and correctness of the information/data before in any way acting upon the same. MIPL shall not be liable for any harm, injury, loss or damage caused to the Subscriber due to default by the Subscriber's debtors/beneficiaries in fulfilling their obligations of any nature whatsoever. This Report or any of its portion shall not be used as a documentary evidence or otherwise before any investigative agencies or forum of law. This Report is confidential and proprietary to MIPL. The Subscriber and/or any other person(s) may not reproduce, publish or disclose any of the contents of the Report to others without the express authorization of MIPL. This Report is prepared and issued to the Subscriber without any risk, responsibility or liability on the part of MIPL or its officials.

## SUMMARY

Holding Company	MICROSS COMPONENTS HOLDINGS LTD
Ownership Status	Wholly Owned
Ultimate Holding Company	VANCE STREET CAPITAL LLC

## GROUP STRUCTURE FULL

Company Name	Registered Number	Latest Key Financials	Consol. Accounts	Turnover
VANCE STREET CAPITAL LLC		-	-	\$50,000,000
MICROSS COMPONENTS INC		-	-	
MICROSS USA UK HOLDI...		-	-	
MICROSS UK SOLUTIO...	08349831	31.12.2016	Y	£17,817,058
MICROSS COMPONENT...	05724927	31.12.2016	N	
TRU-FORM LIMITED	03185011	31.12.2016	N	
MINTECH SEMICON...	04140225	31.12.2016	N	
ELTEK SEMI COND...	01564262	31.12.2016	N	
MICROSS COMPONE...	01803460	31.12.2016	N	£17,642,610
TS2 MICRO LTD	04106589	31.12.2016	N	
DIE TECHNOLOG...	01755336	31.12.2016	N	

## **STATISTICS**

Group	11 companies
Linkages	0 companies
Countries	In 0 countries

## **MORTGAGE DETAILS**

Mortgage Type:	DEED OF RENT DEPOSIT		
Date Charge Created:	18/01/11		
Date Charge Registered:	20/01/11		
Date Charge Satisfied:	15/11/12		
Status:	SATISFIED		
Person(s) Entitled:	DAVID ROBERT MALE, SABINE CHRISTINE WATTEZ		
Amount Secured:			
Details:	THE SUM OF £17,500.00 PLUS VALUE ADDED TAX		
Mortgage Type:	COMPOSITE ALL ASSETS GUARANTEE AND DEBENTURE		
Date Charge Created:	12/02/08		
Date Charge Registered:	12/02/08		
Date Charge Satisfied:	07/12/16		
Status:	SATISFIED		
Person(s) Entitled:	GE COMMERCIAL FINANCE LIMITED;		
Amount Secured:			
Details:	FIXED AND FLOATING CHARGES OVER THE UNDERTAKING AND ALL PROPERTY AND ASSETS PRESENT AND FUTURE INCLUDING GOODWILL BOOKDEBTS UNCALLED CAPITAL BUILDINGS FIXTURES FIXED PLANT AND MACHINERYSEE THE MORTGAGE CHARGE DOCUMENT FOR FULL DETAILS		

Mortgage Type:	COMPOSITE ALL ASSETS GUARANTEE AND DEBENTURE		
Date Charge Created:	30/03/06		
Date Charge Registered:	19/04/06		
Date Charge Satisfied:	07/12/16		
Status:	SATISFIED		
Person(s) Entitled:	GE COMMERCIAL FINANCE LIMITED (THE SECURITY HOLDER);		
Amount Secured:			
Details:	FIXED AND FLOATING CHARGES OVER THE UNDERTAKING AND ALL PROPERTY AND ASSETS PRESENT AND FUTURE INCLUDING GOODWILL BOOKDEBTS UNCALLED CAPITAL BUILDINGS FIXTURES FIXED PLANT AND MACHINERYSEE THE MORTGAGE CHARGE DOCUMENT FOR FULL DETAILS		
Mortgage Type:	GUARANTEE & DEBENTURE		
Date Charge Created:	05/09/89		
Date Charge Registered:	13/09/89		

**DISCLAIMER** : This Report is **PRIVATE & CONFIDENTIAL** and it is prepared at the request of and for its use by the Subscriber only. The Subscriber shall use the contents of the Report merely as an aid to its business. Mira Inform Private Limited ("MIPL") has collated information/data in the Report, which have not been verified unless otherwise specifically mentioned in the Report. The Subscriber shall independently verify the accuracy and correctness of the information/data before in any way acting upon the same. MIPL shall not be liable for any harm, injury, loss or damage caused to the Subscriber due to default by the Subscriber's debtors/beneficiaries in fulfilling their obligations of any nature whatsoever. This Report or any of its portion shall not be used as a documentary evidence or otherwise before any investigative agencies or forum of law. This Report is confidential and proprietary to MIPL. The Subscriber and/or any other person(s) may not reproduce, publish or disclose any of the contents of the Report to others without the express authorization of MIPL. This Report is prepared and issued to the Subscriber without any risk, responsibility or liability on the part of MIPL or its officials.

Date Charge Satisfied:	07/04/06		
Status:	SATISFIED		
Person(s) Entitled:	BARCLAYS BANK PLC		
Amount Secured:	ALL MONIES DUE OR TO BECOME DUE FROM THE COMPANY AND/OR ALL OR ANY OF THE OTHER COMPANIES NAMED THEREIN TO THE CHARGE ON ANY ACCOUNT WHATSOEVER		
Details:	FIXED AND FLOATING CHARGES OVER THE UNDERTAKING AND ALL PROPERTY AND ASSETS PRESENT AND FUTURE INCLUDING GOODWILL BOOKDEBTS UNCALLED CAPITAL BUILDINGS FIXTURES FIXED PLANT AND MACHINERY		

Mortgage Type:	GUARANTEE & DEBENTURE		
Date Charge Created:	30/08/88		
Date Charge Registered:	08/09/88		
Date Charge Satisfied:	07/04/06		
Status:	SATISFIED		
Person(s) Entitled:	BARCLAYS BANK PLC		
Amount Secured:	ALL MONIES DUE OR TO BECOME DUE FROM THE COMPANY AND/OR ALL OR ANY OF THE OTHER COMPANIES NAMED THEREIN TO THE CHARGE ON ANY ACCOUNT WHATSOEVER		
Details:	FIXED AND FLOATING CHARGES OVER THE UNDERTAKING AND ALL PROPERTY AND ASSETS PRESENT AND FUTURE INCLUDING GOODWILL BOOKDEBTS UNCALLED CAPITAL BUILDINGS FIXTURES FIXED PLANT AND MACHINERY		
Mortgage Type:	DEBENTURE		
Date Charge Created:	11/07/84		
Date Charge Registered:	19/07/84		
Date Charge Satisfied:	07/04/06		
Status:	SATISFIED		
Person(s) Entitled:	BARCLAYS BANK PLC		
Amount Secured:	ALL MONIES DUE OR TO BECOME DUE FROM THE COMPANY TO THE CHARGE ON ANY ACCOUNT WHATSOEVER		
Details:	FIXED AND FLOATING CHARGES OVER THE UNDERTAKING AND ALL PROPERTY AND ASSETS PRESENT AND FUTURE INCLUDING GOODWILL BOOKDEBTS UNCALLED CAPITAL BUILDINGS FIXTURES FIXED PLANT AND MACHINERY		

 **CREDITOR DETAILS**

	Total Number	Total Value
Trade Creditors	0	-
No Creditor Data		



**DISCLAIMER** : This Report is **PRIVATE & CONFIDENTIAL** and it is prepared at the request of and for its use by the Subscriber only. The Subscriber shall use the contents of the Report merely as an aid to its business. Mira Inform Private Limited ("MIPL") has collated information/data in the Report, which have not been verified unless otherwise specifically mentioned in the Report. The Subscriber shall independently verify the accuracy and correctness of the information/data before in any way acting upon the same. MIPL shall not be liable for any harm, injury, loss or damage caused to the Subscriber due to default by the Subscriber's debtors/beneficiaries in fulfilling their obligations of any nature whatsoever. This Report or any of its portion shall not be used as a documentary evidence or otherwise before any investigative agencies or forum of law. This Report is confidential and proprietary to MIPL. The Subscriber and/or any other person(s) may not reproduce, publish or disclose any of the contents of the Report to others without the express authorization of MIPL. This Report is prepared and issued to the Subscriber without any risk, responsibility or liability on the part of MIPL or its officials.

## **TRADE DEBTORS / BAD DEBT DETAIL**

	Total Number of Documented Trade	Total Value of Documented Trade	
Trade Debtors	1	£7,830	
Company Name		Amount	Statement Date
A Personnel Recruitment Service Limited		£7,830	17/06/2016

## **PREVIOUS DIRECTOR/COMPANY SECRETARIES**

Name	Current Active Appointments	Previous Appointments	Dissolved Companies
Thomas Steven Dolan	0	2	2
Roger Chambers Minard	0	1	1
Francis Dennis Rogers	0	9	3
Francis Dennis Rogers	0	9	3
Thian Choy Cheong	0	12	6
Thian Choy Cheong	0	12	6
Jamie Sean Knight	2	2	0
Alan Ronald Taylor	0	9	6
Ben White	0	1	0
Laura Elena Hite	0	6	3
Brian David Kamins	0	5	3
Susan Anne Hoyle	0	6	3
Reva Alisa Kamins	0	6	2
Philip Evan Kamins	0	6	3
Gary Ethan Kamins	0	3	0
Benjamin Mathew White	0	2	0
Gary Brian Joyce	1	6	3
Gary Brian Joyce	0	1	0
Katharine Jane Davies	0	6	0
Ian Michael Thackray	0	2	0
Ian Michael Thackray	0	2	0
Graham Edward White	0	3	1
June Anita White	0	4	0
June Anita White	0	4	0
Frank Michael Pisch	0	1	0
Michael Pisch	0	3	0
Stuart Norris	2	2	1
Stuart Norris	2	2	1
Total Persons With Significant Control	1	Total Statements	0
Active	1	Active	0
Ceased	0	Ceased	0

**DISCLAIMER** : This Report is **PRIVATE & CONFIDENTIAL** and it is prepared at the request of and for its use by the Subscriber only. The Subscriber shall use the contents of the Report merely as an aid to its business. Mira Inform Private Limited ("MIPL") has collated information/data in the Report, which have not been verified unless otherwise specifically mentioned in the Report. The Subscriber shall independently verify the accuracy and correctness of the information/data before in any way acting upon the same. MIPL shall not be liable for any harm, injury, loss or damage caused to the Subscriber due to default by the Subscriber's debtors/beneficiaries in fulfilling their obligations of any nature whatsoever. This Report or any of its portion shall not be used as a documentary evidence or otherwise before any investigative agencies or forum of law. This Report is confidential and proprietary to MIPL. The Subscriber and/or any other person(s) may not reproduce, publish or disclose any of the contents of the Report to others without the express authorization of MIPL. This Report is prepared and issued to the Subscriber without any risk, responsibility or liability on the part of MIPL or its officials.

## **ACTIVE PERSONS WITH SIGNIFICANT CONTROL**

Name	Micross Components Holdings Ltd	Kind	Corporate Entity With Significant Control	
Address	2 Hellesdon Park Road, Drayton High Road, Norwich	Notified On	06/04/2016	
Post Code	NR6 5DR	Legal Form	Limited Company	
Authority	Companies Act 2006	Place Registered	England & Wales	
Country Registered	Uk	Registration Number	05724927	
Nature Of Control	Ownership Of Shares 75 To 100 Percent, Voting Rights 75 To 100 Percent, Right To Appoint And Remove Directors			

## **CEASED PERSONS WITH SIGNIFICANT CONTROL**

No Ceased Persons With Significant Control To Display

## **ACTIVE STATEMENTS**

No Active Statements To Display

## **CEASED STATEMENTS**

No Ceased Statements To Display

Average Invoice Value	£300.61
Invoices available	35
Paid	35
Outstanding	0

Trade Payment Data is information that we collect from selected third party partners who send us information about their whole sales ledger.

	Within Terms	0-30 Days	31-60 Days	61-90 Days	91+ Days
Paid	22	11	2	0	0
Outstanding	0	0	0	0	0

### **FOREIGN EXCHANGE RATES**

**DISCLAIMER** : This Report is **PRIVATE & CONFIDENTIAL** and it is prepared at the request of and for its use by the Subscriber only. The Subscriber shall use the contents of the Report merely as an aid to its business. Mira Inform Private Limited ("MIPL") has collated information/data in the Report, which have not been verified unless otherwise specifically mentioned in the Report. The Subscriber shall independently verify the accuracy and correctness of the information/data before in any way acting upon the same. MIPL shall not be liable for any harm, injury, loss or damage caused to the Subscriber due to default by the Subscriber's debtors/beneficiaries in fulfilling their obligations of any nature whatsoever. This Report or any of its portion shall not be used as a documentary evidence or otherwise before any investigative agencies or forum of law. This Report is confidential and proprietary to MIPL. The Subscriber and/or any other person(s) may not reproduce, publish or disclose any of the contents of the Report to others without the express authorization of MIPL. This Report is prepared and issued to the Subscriber without any risk, responsibility or liability on the part of MIPL or its officials.

Currency	Unit	Indian Rupees
US Dollar	1	INR 68.94
UK Pound	1	INR 90.21
Euro	1	INR 79.93
GBP	1	INR 90.41

**Note :** Above are approximate rates obtained from sources believed to be correct

**INFORMATION DETAILS**

<b>Analysis Done by :</b>	PRA
<b>Report Prepared by :</b>	KET

**DISCLAIMER :** This Report is **PRIVATE & CONFIDENTIAL** and it is prepared at the request of and for its use by the Subscriber only. The Subscriber shall use the contents of the Report merely as an aid to its business. Mira Inform Private Limited ("MIPL") has collated information/data in the Report, which have not been verified unless otherwise specifically mentioned in the Report. The Subscriber shall independently verify the accuracy and correctness of the information/data before in any way acting upon the same. MIPL shall not be liable for any harm, injury, loss or damage caused to the Subscriber due to default by the Subscriber's debtors/beneficiaries in fulfilling their obligations of any nature whatsoever. This Report or any of its portion shall not be used as a documentary evidence or otherwise before any investigative agencies or forum of law. This Report is confidential and proprietary to MIPL. The Subscriber and/or any other person(s) may not reproduce, publish or disclose any of the contents of the Report to others without the express authorization of MIPL. This Report is prepared and issued to the Subscriber without any risk, responsibility or liability on the part of MIPL or its officials.

**RATING EXPLANATIONS**

Credit Rating	Explanation	Rating Comments
A++	Minimum Risk	Business dealings permissible with minimum risk of default
A+	Low Risk	Business dealings permissible with low risk of default
A	Acceptable Risk	Business dealings permissible with moderate risk of default
B	Medium Risk	Business dealings permissible on a regular monitoring basis
C	Medium High Risk	Business dealings permissible preferably on secured basis
D	High Risk	Business dealing not recommended or on secured terms only
NB	New Business	No recommendation can be done due to business in infancy stage
NT	No Trace	No recommendation can be done as the business is not traceable

NB is stated where there is insufficient information to facilitate rating. However, it is not to be considered as unfavourable.

This score serves as a reference to assess SC's credit risk and to set the amount of credit to be extended. It is calculated from a composite of weighted scores obtained from each of the major sections of this report. The assessed factors are as follows:

- Financial condition covering various ratios
- Company background and operations size
- Promoters / Management background
- Payment record
- Litigation against the subject
- Industry scenario / competitor analysis
- Supplier / Customer / Banker review (wherever available)