

MIRA INFORM REPORT

Report No. :	518203
Report Date :	02.07.2018

IDENTIFICATION DETAILS

Name :	BOBST MANCHESTER LTD
Formerly Known As :	GENERAL VACUUM EQUIPMENT LIMITED
Registered Office :	Pennine Business Park, Pilsworth Road, Heywood, OL10 2TL
Country :	United Kingdom
Financials (as on) :	31.12.2016
Date of Incorporation :	15.09.1986
Com. Reg. No.:	02055148
Legal Form :	Private Limited with Share Capital
Line of Business :	<ul style="list-style-type: none"> • Manufacture of other special-purpose machinery n.e.c. • The manufacture of vacuum web coaters.
No. of Employees :	98 [2016]

RATING & COMMENTS

(Mira Inform has adopted New Rating mechanism w.e.f. 23rd January 2017)

MIRA's Rating : A

Credit Rating	Explanation	Rating Comments
A	Acceptable Risk	Business dealings permissible with moderate risk of default

Status :	Good
Payment Behaviour :	Regular
Litigation :	Clear

DISCLAIMER : This Report is **PRIVATE & CONFIDENTIAL** and it is prepared at the request of and for its use by the Subscriber only. The Subscriber shall use the contents of the Report merely as an aid to its business. Mira Inform Private Limited ("MIPL") has collated information/data in the Report, which have not been verified unless otherwise specifically mentioned in the Report. The Subscriber shall independently verify the accuracy and correctness of the information/data before in any way acting upon the same. MIPL shall not be liable for any harm, injury, loss or damage caused to the Subscriber due to default by the Subscriber's debtors/beneficiaries in fulfilling their obligations of any nature whatsoever. This Report or any of its portion shall not be used as a documentary evidence or otherwise before any investigative agencies or forum of law. This Report is confidential and proprietary to MIPL. The Subscriber and/or any other person(s) may not reproduce, publish or disclose any of the contents of the Report to others without the express authorization of MIPL. This Report is prepared and issued to the Subscriber without any risk, responsibility or liability on the part of MIPL or its officials.

NOTES :

Any query related to this report can be made on e-mail : infodept@mirainform.com while quoting report number, name and date.

ECGC Country Risk Classification List

Country Name	Previous Rating (31.12.2017)	Current Rating (01.04.2018)
United Kingdom	A1	A1

Risk Category	ECGC Classification
Insignificant	A1
Low Risk	A2
Moderately Low Risk	B1
Moderate Risk	B2
Moderately High Risk	C1
High Risk	C2
Very High Risk	D

DISCLAIMER : This Report is **PRIVATE & CONFIDENTIAL** and it is prepared at the request of and for its use by the Subscriber only. The Subscriber shall use the contents of the Report merely as an aid to its business. Mira Inform Private Limited ("MIPL") has collated information/data in the Report, which have not been verified unless otherwise specifically mentioned in the Report. The Subscriber shall independently verify the accuracy and correctness of the information/data before in any way acting upon the same. MIPL shall not be liable for any harm, injury, loss or damage caused to the Subscriber due to default by the Subscriber's debtors/beneficiaries in fulfilling their obligations of any nature whatsoever. This Report or any of its portion shall not be used as a documentary evidence or otherwise before any investigative agencies or forum of law. This Report is confidential and proprietary to MIPL. The Subscriber and/or any other person(s) may not reproduce, publish or disclose any of the contents of the Report to others without the express authorization of MIPL. This Report is prepared and issued to the Subscriber without any risk, responsibility or liability on the part of MIPL or its officials.

UNITED KINGDOM - ECONOMIC OVERVIEW

The UK, a leading trading power and financial center, is the third largest economy in Europe after Germany and France. Agriculture is intensive, highly mechanized, and efficient by European standards, producing about 60% of food needs with less than 2% of the labor force. The UK has large coal, natural gas, and oil resources, but its oil and natural gas reserves are declining; the UK has been a net importer of energy since 2005. Services, particularly banking, insurance, and business services, are key drivers of British GDP growth. Manufacturing, meanwhile, has declined in importance but still accounts for about 10% of economic output.

In 2008, the global financial crisis hit the economy particularly hard, due to the importance of its financial sector. Falling home prices, high consumer debt, and the global economic slowdown compounded the UK's economic problems, pushing the economy into recession in the latter half of 2008 and prompting the then BROWN (Labour) government to implement a number of measures to stimulate the economy and stabilize the financial markets. Facing burgeoning public deficits and debt levels, in 2010 the then CAMERON-led coalition government (between Conservatives and Liberal Democrats) initiated an austerity program, which has continued under the Conservative government. However, the deficit still remains one of the highest in the G7, standing at 3.6% of GDP as of 2017, and the UK has pledged to lower its corporation tax from 20% to 17% by 2020. The UK had a debt burden of 90.4% GDP at the end of 2017.

The UK's economy has begun to slow since the referendum vote to leave the EU in June 2016. A sustained depreciation of the British pound has increased consumer and producer prices, weighing on consumer spending without spurring a meaningful increase in exports. The UK has an extensive trade relationship with other EU members through its single market membership and economic observers have warned the exit will jeopardize its position as the central location for European financial services. Prime Minister MAY is seeking a new "deep and special" trade relationship with the EU following the UK's exit. However, economists doubt that the UK will be able to preserve the benefits of EU membership without the obligations.

Source : CIA

COMPANY SUMMARY

Registered Address

Pennine Business Park
Pilsworth Road
Heywood
OL10 2TL

Trading Address

Unit 1
Pennine Business Park
Pilsworth Road
Heywood, Lancashire
OL10 2TL

Website Address	http://www.bobst.com
Company Number	02055148
Telephone Number	01706622442
Fax Number	-
TPS	No
FPS	Yes
Incorporation Date	15/09/1986
Previous Name	GENERAL VACUUM EQUIPMENT LIMITED
Type	Private Limited with Share Capital
FTSE Index	-
Date of Change	13/06/2012
Filing Date of Accounts	22/09/2017
Currency	GBP
Share Capital	£4,000,100
SIC07	28990
Charity Number	-
SIC07 Description	Manufacture of other special-purpose machinery n.e.c.
Principal Activity	The manufacture of vacuum web coaters.

ADDITIONAL INFORMATION

CCJ's

0 (£0)

No CCJ Information To Display

Ultimate Holding Company	BOBST GROUP SA
Accountant	-
Mortgages	2
Trade Debtors	-

DISCLAIMER : This Report is **PRIVATE & CONFIDENTIAL** and it is prepared at the request of and for its use by the Subscriber only. The Subscriber shall use the contents of the Report merely as an aid to its business. Mira Inform Private Limited ("MIPL") has collated information/data in the Report, which have not been verified unless otherwise specifically mentioned in the Report. The Subscriber shall independently verify the accuracy and correctness of the information/data before in any way acting upon the same. MIPL shall not be liable for any harm, injury, loss or damage caused to the Subscriber due to default by the Subscriber's debtors/beneficiaries in fulfilling their obligations of any nature whatsoever. This Report or any of its portion shall not be used as a documentary evidence or otherwise before any investigative agencies or forum of law. This Report is confidential and proprietary to MIPL. The Subscriber and/or any other person(s) may not reproduce, publish or disclose any of the contents of the Report to others without the express authorization of MIPL. This Report is prepared and issued to the Subscriber without any risk, responsibility or liability on the part of MIPL or its officials.

Group	5 companies
Linkages	7 companies
Countries	In 2 countries

KEY FINANCIALS

Year to Date	Turnover	Pre Tax Profit	Shareholder	Funds Employees
31.12.2016	£26,592,000	£2,373,000	£9,920,000	98
31.12.2015	£26,058,000	£1,894,000	£7,995,000	100
31.12.2014	£26,058,000	£3,117,000	£7,471,000	106

MORTGAGE SUMMARY

Total Mortgage	2
Outstanding	1
Satisfied	1

TRADE DEBTORS / BAD DEBT SUMMARY

Total Number of Documented Trade	1
Total Value of Documented Trade	£160

COMMENTARY

This company has been treated as a Large company.
This company's return on total assets employed ratio indicates a highly efficient use of assets.
This company has only made late payments on a low percentage of invoices.
This company's ratio of total liabilities to total assets indicates the presence of moderate equity funding.
The company has more cash than short term bank borrowings.
This company trades in an industry with a moderate level of corporate failures.

CCJ

Total Number of Exact CCJs -	0	Total Value of Exact CCJs -	
Total Number of Possible CCJs -	0	Total Value of Possible CCJs -	
Total Number of	0	Total Value of Satisfied	

DISCLAIMER : This Report is **PRIVATE & CONFIDENTIAL** and it is prepared at the request of and for its use by the Subscriber only. The Subscriber shall use the contents of the Report merely as an aid to its business. Mira Inform Private Limited ("MIPL") has collated information/data in the Report, which have not been verified unless otherwise specifically mentioned in the Report. The Subscriber shall independently verify the accuracy and correctness of the information/data before in any way acting upon the same. MIPL shall not be liable for any harm, injury, loss or damage caused to the Subscriber due to default by the Subscriber's debtors/beneficiaries in fulfilling their obligations of any nature whatsoever. This Report or any of its portion shall not be used as a documentary evidence or otherwise before any investigative agencies or forum of law. This Report is confidential and proprietary to MIPL. The Subscriber and/or any other person(s) may not reproduce, publish or disclose any of the contents of the Report to others without the express authorization of MIPL. This Report is prepared and issued to the Subscriber without any risk, responsibility or liability on the part of MIPL or its officials.

Satisfied CCJs -		CCJs -	
Total Number of Writs -	-		

Total Current Directors	2	Total Current Secretaries	1
Total Previous Directors / Company Secretaries	18	Total Person's With Significant Control	1

CURRENT DIRECTORS

Title	Mr	Function	Director
Name	Attilo Tissi	Nationality	Swiss
Date of Birth	11/1968	Present Appointments	2
Latest Address	C/o Bobst Group S.a. Route Des Flumeaux 50, Ch-1008 Prilly	Appointment Date	01/09/2011
Post Code	CH-1 008		
Title	Mr	Function	Director
Name	Erik Henri Eugene Bothorel	Nationality	French
Date of Birth	09/1962	Present Appointments	1
Latest Address	C/o Bobst Group S.a. Route Des Flumeaux 50, Ch-1008 Prilly	Appointment Date	01/09/2011
Post Code	CH-1 008		

CURRENT COMPANY SECRETARY
















Title	Mr	Function	Company Secretary
Name	Thomas Henry McComb	Nationality	
Date of Birth	-	Present Appointments	1
Latest Address	Pennine Business Park, Pilsworth Road, Heywood, Lancashire	Appointment Date	31/01/2011
Post Code	OL10 2TL		

TOP SHAREHOLDERS

Name	Currency	Share Count	Share Type	Nominal Value	% of Total Share Count
BOBST UK HOLDINGS LTD	GBP	4,000,100	ORDINARY	1	100













DISCLAIMER : This Report is **PRIVATE & CONFIDENTIAL** and it is prepared at the request of and for its use by the Subscriber only. The Subscriber shall use the contents of the Report merely as an aid to its business. Mira Inform Private Limited ("MIPL") has collated information/data in the Report, which have not been verified unless otherwise specifically mentioned in the Report. The Subscriber shall independently verify the accuracy and correctness of the information/data before in any way acting upon the same. MIPL shall not be liable for any harm, injury, loss or damage caused to the Subscriber due to default by the Subscriber's debtors/beneficiaries in fulfilling their obligations of any nature whatsoever. This Report or any of its portion shall not be used as a documentary evidence or otherwise before any investigative agencies or forum of law. This Report is confidential and proprietary to MIPL. The Subscriber and/or any other person(s) may not reproduce, publish or disclose any of the contents of the Report to others without the express authorization of MIPL. This Report is prepared and issued to the Subscriber without any risk, responsibility or liability on the part of MIPL or its officials.

PROFIT & LOSS



	Date Of Accounts	31/12/16	(%)	31/12/15	(%)	31/12/14	(%)	31/12/13	(%)	31/12/12
	Weeks	52	(%)	52	(%)	52	(%)	52	(%)	52
	Currency	GBP	(%)	GBP	(%)	GBP	(%)	GBP	(%)	GBP
	Consolidated A/cs	N	(%)	N	(%)	N	(%)	N	(%)	N
	Turnover	£26,592,000	2%	£26,058,000	- 5.5%	£27,583,000	-1.3%	£27,940,000	3.1%	£27,104,000
	Export	£26,315,000	3.2%	£25,491,000	- 3.7%	£26,484,000	1.7%	£26,033,000	-2.5%	£26,693,000
	Cost of Sales	£17,683,000	-9.3%	£19,506,000	-1%	£19,711,000	-4.5%	£20,637,000	1.6%	£20,306,000
	Gross Profit	£8,909,000	36%	£6,552,000	- 16.8%	£7,872,000	7.8%	£7,303,000	7.4%	£6,798,000
	Wages & Salaries	£4,290,000	2.6%	£4,180,000	2.6%	£4,073,000	4.6%	£3,894,000	2.7%	£3,792,000
	Directors Emoluments	-	-	-	-	-	-	-	-	-
	Operating Profit	£2,373,000	25.4%	£1,893,000	- 39.2%	£3,111,000	44.9%	£2,147,000	- 30.6%	£3,092,000
	Depreciation	£215,000	2.4%	£210,000	4.5%	£201,000	-	£201,000	4.7%	£192,000
	Audit Fees	£43,000	72%	£25,000	-	£25,000	-	£25,000	4.2%	£24,000
	Interest Payments	-	-	-	-	-	-	-	-	-
	Pre Tax Profit	£2,373,000	25.3%	£1,894,000	- 39.2%	£3,117,000	45.2%	£2,147,000	- 30.6%	£3,092,000
	Taxation	- £260,000	29.7%	- £370,000	- 14.2%	- £324,000	44.3%	- £582,000	- 430.7%	£176,000
	Profit After Tax	£2,113,000	38.6%	£1,524,000	- 45.4%	£2,793,000	78.5%	£1,565,000	- 52.1%	£3,268,000
	Dividends Payable	-	- 100%	£1,000,000	- 54.5%	£2,200,000	10%	£2,000,000	-	-
	Retained Profit	£2,113,000	303.2%	£524,000	- 11.6%	£593,000	236.3%	- £435,000	- 113.3%	£3,268,000

DISCLAIMER : This Report is **PRIVATE & CONFIDENTIAL** and it is prepared at the request of and for its use by the Subscriber only. The Subscriber shall use the contents of the Report merely as an aid to its business. Mira Inform Private Limited ("MIPL") has collated information/data in the Report, which have not been verified unless otherwise specifically mentioned in the Report. The Subscriber shall independently verify the accuracy and correctness of the information/data before in any way acting upon the same. MIPL shall not be liable for any harm, injury, loss or damage caused to the Subscriber due to default by the Subscriber's debtors/beneficiaries in fulfilling their obligations of any nature whatsoever. This Report or any of its portion shall not be used as a documentary evidence or otherwise before any investigative agencies or forum of law. This Report is confidential and proprietary to MIPL. The Subscriber and/or any other person(s) may not reproduce, publish or disclose any of the contents of the Report to others without the express authorization of MIPL. This Report is prepared and issued to the Subscriber without any risk, responsibility or liability on the part of MIPL or its officials.






BALANCE SHEET

	Date Of Accounts	31/12/16	(%)	31/12/15	(%)	31/12/14	(%)	31/12/13	(%)	31/12/12
	Tangible Assets	£2,377,000	-1.7%	£2,418,000	-2.5%	£2,481,000	-5.2%	£2,616,000	-5.3%	£2,761,000
	Intangible Assets	0	-	0	-	0	-	0	-	0
	Total Fixed Assets	£2,377,000	-1.7%	£2,418,000	-2.5%	£2,481,000	-5.2%	£2,616,000	-5.3%	£2,761,000
	Stock	£8,326,000	35.2%	£6,159,000	55.8%	£3,953,000	-8.2%	£4,305,000	27.8%	£3,369,000
	Trade Debtors	£3,682,000	17%	£3,147,000	21%	£2,600,000	-9.3%	£2,866,000	46%	£1,963,000
	Cash	£457,000	-61.4%	£1,185,000	-63.5%	£3,250,000	133.8%	£1,390,000	-79%	£6,614,000
	Other Debtors	£2,447,000	108.6%	£1,173,000	-67.7%	£3,630,000	41.1%	£2,572,000	100.9%	£1,280,000
	Miscellaneous Current Assets	0	-	0	-	0	-	0	-	0
	Total Current Assets	£14,912,000	27.8%	£11,664,000	-13.2%	£13,433,000	20.7%	£11,133,000	-15.8%	£13,226,000
	Trade Creditors	£1,993,000	10.9%	£1,797,000	21.1%	£1,484,000	-6%	£1,579,000	-3.3%	£1,633,000
	Bank Loans & Overdrafts	0	-	0	-100%	£186,000	-	0	-	0
	Other Short Term Finance	£1,746,000	154.9%	£685,000	45.4%	£471,000	-22.7%	£609,000	10.3%	£552,000
	Miscellaneous Current Liabilities	£3,232,000	0%	£3,231,000	-44.4%	£5,816,000	41.6%	£4,108,000	6.3%	£3,866,000
	Total Current Liabilities	£6,971,000	22%	£5,713,000	-28.2%	£7,957,000	26.4%	£6,296,000	4%	£6,051,000
	Bank Loans & Overdrafts and LTL	£398,000	6.4%	£374,000	-44.3%	£672,000	16.9%	£575,000	-78.1%	£2,623,000






DISCLAIMER : This Report is **PRIVATE & CONFIDENTIAL** and it is prepared at the request of and for its use by the Subscriber only. The Subscriber shall use the contents of the Report merely as an aid to its business. Mira Inform Private Limited ("MIPL") has collated information/data in the Report, which have not been verified unless otherwise specifically mentioned in the Report. The Subscriber shall independently verify the accuracy and correctness of the information/data before in any way acting upon the same. MIPL shall not be liable for any harm, injury, loss or damage caused to the Subscriber due to default by the Subscriber's debtors/beneficiaries in fulfilling their obligations of any nature whatsoever. This Report or any of its portion shall not be used as a documentary evidence or otherwise before any investigative agencies or forum of law. This Report is confidential and proprietary to MIPL. The Subscriber and/or any other person(s) may not reproduce, publish or disclose any of the contents of the Report to others without the express authorization of MIPL. This Report is prepared and issued to the Subscriber without any risk, responsibility or liability on the part of MIPL or its officials.

	Other Long Term Finance	0	-	0	-	0	-	0	-	100%	£2,000,000
	Total Long Term Liabilities	£398,000	6.4%	£374,000	- 23%	£486,000	- 15.5%	£575,000	- 78.1%		£2,623,000

CAPITAL & RESERVES





	Date Of Accounts	31/12/16	(%)	31/12/15	(%)	31/12/14	(%)	31/12/13	(%)	31/12/12
	Called Up Share Capital	£4,000,000	-	£4,000,000	-	£4,000,000	-	£4,000,000	-	£4,000,000
	P & L Account Reserve	£5,920,000	48.2%	£3,995,000	15.1%	£3,471,000	20.6%	£2,878,000	- 13.1%	£3,313,000
	Revaluation Reserve	-	-	-	-	-	-	-	-	-
	Sundry Reserves	-	-	-	-	-	-	-	-	-
	Shareholder Funds	£9,920,000	24.1%	£7,995,000	7%	£7,471,000	8.6%	£6,878,000	- 5.9%	£7,313,000

OTHER FINANCIAL ITEMS



	Date Of Accounts	31/12/16	(%)	31/12/15	(%)	31/12/14	(%)	31/12/13	(%)	31/12/12
	Net Worth	£9,920,000	24.1%	£7,995,000	7%	£7,471,000	8.6%	£6,878,000	- 5.9%	£7,313,000
	Working Capital	£7,941,000	33.4%	£5,951,000	8.7%	£5,476,000	13.2%	£4,837,000	- 32.6%	£7,175,000
	Total Assets	£17,289,000	22.8%	£14,082,000	- 11.5%	£15,914,000	15.7%	£13,749,000	-14%	£15,987,000
	Total Liabilities	£7,369,000	21.1%	£6,087,000	- 27.9%	£8,443,000	22.9%	£6,871,000	- 20.8%	£8,674,000
	Net Assets	£9,920,000	24.1%	£7,995,000	7%	£7,471,000	8.6%	£6,878,000	- 5.9%	£7,313,000

DISCLAIMER : This Report is **PRIVATE & CONFIDENTIAL** and it is prepared at the request of and for its use by the Subscriber only. The Subscriber shall use the contents of the Report merely as an aid to its business. Mira Inform Private Limited ("MIPL") has collated information/data in the Report, which have not been verified unless otherwise specifically mentioned in the Report. The Subscriber shall independently verify the accuracy and correctness of the information/data before in any way acting upon the same. MIPL shall not be liable for any harm, injury, loss or damage caused to the Subscriber due to default by the Subscriber's debtors/beneficiaries in fulfilling their obligations of any nature whatsoever. This Report or any of its portion shall not be used as a documentary evidence or otherwise before any investigative agencies or forum of law. This Report is confidential and proprietary to MIPL. The Subscriber and/or any other person(s) may not reproduce, publish or disclose any of the contents of the Report to others without the express authorization of MIPL. This Report is prepared and issued to the Subscriber without any risk, responsibility or liability on the part of MIPL or its officials.




CASH FLOW

	Date Of Accounts	31/12/16	(%)	31/12/15	(%)	31/12/14	(%)	31/12/13	(%)	31/12/12
	Net Cashflow from Operations	-	-	-	-	-	-	-	-	-
	Net Cashflow before Financing	-	-	-	-	-	-	-	-	-
	Net Cashflow from Financing	-	-	-	-	-	-	-	-	-
	Increase in Cash	-	-	-	-	-	-	-	-	-

MISCELLANEOUS

	Date Of Accounts	31/12/16	(%)	31/12/15	(%)	31/12/14	(%)	31/12/13	(%)	31/12/12
	Contingent Liability	YES	-	YES	-	YES	-	NO	-	YES
	Capital Employed	£10,318,000	23.3%	£8,369,000	5.2%	£7,957,000	6.8%	£7,453,000	-25%	£9,936,000
	Number of Employees	98	-2%	100	-5.7%	106	8.2%	98	-2%	100
	Accountants									
	Auditors	PRICEWATERHOUSECOOPERS LLP								
	Auditor Comments	The audit report contains no adverse comments								
	Bankers	BARCLAYS BANK PLC								
	Bank Branch Code	20-72-67								

RATIOS

	Date Of Accounts	31/12/16	31/12/15	31/12/14	31/12/13	31/12/12
	Pre-tax profit margin %	8.92	7.27	11.30	7.68	11.41
	Current ratio	2.14	2.04	1.69	1.77	2.19
	Sales/Net Working Capital	3.35	4.38	5.04	5.78	3.78

DISCLAIMER : This Report is **PRIVATE & CONFIDENTIAL** and it is prepared at the request of and for its use by the Subscriber only. The Subscriber shall use the contents of the Report merely as an aid to its business. Mira Inform Private Limited ("MIPL") has collated information/data in the Report, which have not been verified unless otherwise specifically mentioned in the Report. The Subscriber shall independently verify the accuracy and correctness of the information/data before in any way acting upon the same. MIPL shall not be liable for any harm, injury, loss or damage caused to the Subscriber due to default by the Subscriber's debtors/beneficiaries in fulfilling their obligations of any nature whatsoever. This Report or any of its portion shall not be used as a documentary evidence or otherwise before any investigative agencies or forum of law. This Report is confidential and proprietary to MIPL. The Subscriber and/or any other person(s) may not reproduce, publish or disclose any of the contents of the Report to others without the express authorization of MIPL. This Report is prepared and issued to the Subscriber without any risk, responsibility or liability on the part of MIPL or its officials.

	Gearing %	4	4.70	9	8.40	35.90
	Equity in %	57.40	56.80	46.90	50	45.70
	Creditor Days	27.28	25.10	19.58	20.57	21.93
	Debtor Days	50.40	43.95	34.31	37.33	26.36
	Liquidity/Acid Test	0.94	0.96	1.19	1.08	1.62
	Return On Capital Employed %	22.99	22.63	39.17	28.80	31.11
	Return On Total Assets Employed %	13.72	13.44	19.58	15.61	19.34
	Current Debt Ratio	0.70	0.71	1.06	0.91	0.82
	Total Debt Ratio	0.74	0.76	1.13	0.99	1.18
	Stock Turnover Ratio %	31.31	23.63	14.33	15.40	12.42
	Return on Net Assets Employed %	23.92	23.68	41.72	31.21	42.28

Report Notes

There are no notes to display.

Status History

No Status History found

***EVENT HISTORY**

Date	Description
25/06/2018	Confirmation Statement
01/10/2017	Payment Data Update Received
30/09/2017	New Accounts Filed
30/09/2017	New Accounts Filed
19/06/2017	Confirmation Statement
17/10/2016	New Accounts Filed
01/07/2016	Annual Returns
01/07/2016	Annual Returns
05/01/2016	Payment Data Update Received
07/10/2015	New Accounts Filed
13/07/2015	Annual Returns
02/10/2014	New Accounts Filed
20/06/2014	Annual Returns
18/09/2013	New Accounts Filed
18/09/2013	New Accounts Filed

DISCLAIMER : This Report is **PRIVATE & CONFIDENTIAL** and it is prepared at the request of and for its use by the Subscriber only. The Subscriber shall use the contents of the Report merely as an aid to its business. Mira Inform Private Limited ("MIPL") has collated information/data in the Report, which have not been verified unless otherwise specifically mentioned in the Report. The Subscriber shall independently verify the accuracy and correctness of the information/data before in any way acting upon the same. MIPL shall not be liable for any harm, injury, loss or damage caused to the Subscriber due to default by the Subscriber's debtors/beneficiaries in fulfilling their obligations of any nature whatsoever. This Report or any of its portion shall not be used as a documentary evidence or otherwise before any investigative agencies or forum of law. This Report is confidential and proprietary to MIPL. The Subscriber and/or any other person(s) may not reproduce, publish or disclose any of the contents of the Report to others without the express authorization of MIPL. This Report is prepared and issued to the Subscriber without any risk, responsibility or liability on the part of MIPL or its officials.

PREVIOUS COMPANY NAMES

Date	Previous Name
13/06/2012	GENERAL VACUUM EQUIPMENT LIMITED
23/02/2004	VALMET GENERAL LIMITED
04/11/1999	GENERAL VACUUM EQUIPMENT LIMITED
07/11/1986	TRYSAFE LIMITED

Writ Details

No writs found

STATISTICS

Group	5 companies
Linkages	7 companies
Countries	In 2 countries

SUMMARY

Holding Company	BOBST UK HOLDINGS LTD
Ownership Status	Wholly Owned
Ultimate Holding Company	BOBST GROUP SA

GROUP STRUCTUREFULL

Company Name	Registered Number	Latest Key Financials	Consol. Accounts	Turnover
☐ BOBST GROUP SA	CHE109107774	-	-	
☐ BOBST UK HOLDINGS LTD	00980761	31.12.2016	N	
☐ BOBST IRELAND (SERVI...	01331385	31.12.2016	N	
☐ BOBST MANCHESTER LTD	02055148	31.12.2016	N	£26,592,000
☐ BOBST UK & IRELAND LTD	03721122	31.12.2016	N	£15,703,000

DISCLAIMER : This Report is **PRIVATE & CONFIDENTIAL** and it is prepared at the request of and for its use by the Subscriber only. The Subscriber shall use the contents of the Report merely as an aid to its business. Mira Inform Private Limited ("MIPL") has collated information/data in the Report, which have not been verified unless otherwise specifically mentioned in the Report. The Subscriber shall independently verify the accuracy and correctness of the information/data before in any way acting upon the same. MIPL shall not be liable for any harm, injury, loss or damage caused to the Subscriber due to default by the Subscriber's debtors/beneficiaries in fulfilling their obligations of any nature whatsoever. This Report or any of its portion shall not be used as a documentary evidence or otherwise before any investigative agencies or forum of law. This Report is confidential and proprietary to MIPL. The Subscriber and/or any other person(s) may not reproduce, publish or disclose any of the contents of the Report to others without the express authorization of MIPL. This Report is prepared and issued to the Subscriber without any risk, responsibility or liability on the part of MIPL or its officials.

OTHER LINKED COMPANIES

Name	Number	Latest Key Financials	Turnover
BOBST BETEILIGUNGSGESELLSCHAFT MBH	HRB 12891	31.12.2016	€138,441,201
BOBST STUTTGART GMBH	HRB 19005	31.12.2007	€7,520,526
BOBST MEERBUSCH GMBH	HRB 5993	31.12.2007	€73,980,354
BOBST BENELUX NV	436724484	31.12.2017	€16,432,042
BOBST BIELEFELD GMBH	HRB 7481	31.12.2007	
PCM MASCHINENBAU GMBH	HRB 13311	31.12.2009	
MASCHINENBAU WILHELM KOCHSIEK GMBH	HRB 38265	-	

MORTGAGE DETAILS

Mortgage Type:			
Date Charge Created:	25/04/13		
Date Charge Registered:	02/05/13		
Date Charge Satisfied:	-		
Status:	OUTSTANDING		
Person(s) Entitled:	BARCLAYS BANK PLC;		
Amount Secured:			
Details:	CONTAINS FIXED CHARGE.CONTAINS FLOATINGCHARGE.FLOATING CHARGE COVERS ALL THE PROPERTY OR UNDERTAKING OF THE COMPANY.NOTIFICATION OF ADDITION TO OR AMENDMENT OF CHARGE.		
Mortgage Type:	DEBENTURE		
Date Charge Created:	11/01/93		
Date Charge Registered:	15/01/93		
Date Charge Satisfied:	03/03/01		
Status:	SATISFIED		
Person(s) Entitled:	BARCLAYS BANK PLC		
Amount Secured:	ALL MONIES DUE OR TO BECOME DUE FROM THE COMPANY TO THE CHARGE ON ANY ACCOUNT WHATSOEVER		
Details:	FIXED AND FLOATING CHARGES OVER THE UNDERTAKING AND ALL PROPERTY AND ASSETS PRESENT AND FUTURE INCLUDING GOODWILL BOOKDEBTS UNCALLED CAPITAL BUILDINGS FIXTURESFIXED PLANT AND MACHINERY		

CREDITOR DETAILS

	Total Number	Total Value
Trade Creditors	0	-
No Creditor Data		

DISCLAIMER : This Report is **PRIVATE & CONFIDENTIAL** and it is prepared at the request of and for its use by the Subscriber only. The Subscriber shall use the contents of the Report merely as an aid to its business. Mira Inform Private Limited ("MIPL") has collated information/data in the Report, which have not been verified unless otherwise specifically mentioned in the Report. The Subscriber shall independently verify the accuracy and correctness of the information/data before in any way acting upon the same. MIPL shall not be liable for any harm, injury, loss or damage caused to the Subscriber due to default by the Subscriber's debtors/beneficiaries in fulfilling their obligations of any nature whatsoever. This Report or any of its portion shall not be used as a documentary evidence or otherwise before any investigative agencies or forum of law. This Report is confidential and proprietary to MIPL. The Subscriber and/or any other person(s) may not reproduce, publish or disclose any of the contents of the Report to others without the express authorization of MIPL. This Report is prepared and issued to the Subscriber without any risk, responsibility or liability on the part of MIPL or its officials.

TRADE DEBTORS / BAD DEBT DETAIL

	Total Number of Documented Trade	Total Value of Documented Trade	
Trade Debtors	1	£160	
Company Name	Amount	Statement Date	
Thermal Engineering Systems Ltd	£160	16/10/2012	

PREVIOUS DIRECTOR/COMPANY SECRETARIES

Name	Current Active Appointments	Previous Appointments	Dissolved Companies
Frederick Anthony Moody	3	6	17
Frederick Anthony Moody	3	6	17
Michael John Gavin	0	2	5
Christopher Robin Rogers	1	4	7
Peter George Slater	0	2	4
John Lawrence Southall	1	2	5
Stephen Jeffrey Darlington	2	24	40
Mikko Helander	0	2	3
Sari Aitokallio	0	2	2
Alan Johnson	0	1	0
Claude Currat	0	5	0
Pasi Ryttonen	0	1	0
Stephen Carey	0	1	1
Adrian Pope	0	3	2
Christian Budry	0	5	3
Martti Karttunen	0	2	3
Thierry De Kalbermatten	0	1	0
Thomas Riddell Walker	1	7	12
Total Persons With Significant Control	1	Total Statements	0
Active	1	Active	0
Ceased	0	Ceased	0

ACTIVE PERSONS WITH SIGNIFICANT CONTROL

Name	Bobst UK Holdings Ltd	Kind	Corporate Entity With Significant Control
Address	Ravensbank House Ravensbank Drive, Moons Moat North Industrial Estate, Redditch, Worcestershire	Notified On	06/04/2016
Post Code	B98 9NA	Legal Form	Private Limited Company
Authority	Companies Act	Place	Companies House,

DISCLAIMER : This Report is **PRIVATE & CONFIDENTIAL** and it is prepared at the request of and for its use by the Subscriber only. The Subscriber shall use the contents of the Report merely as an aid to its business. Mira Inform Private Limited ("MIPL") has collated information/data in the Report, which have not been verified unless otherwise specifically mentioned in the Report. The Subscriber shall independently verify the accuracy and correctness of the information/data before in any way acting upon the same. MIPL shall not be liable for any harm, injury, loss or damage caused to the Subscriber due to default by the Subscriber's debtors/beneficiaries in fulfilling their obligations of any nature whatsoever. This Report or any of its portion shall not be used as a documentary evidence or otherwise before any investigative agencies or forum of law. This Report is confidential and proprietary to MIPL. The Subscriber and/or any other person(s) may not reproduce, publish or disclose any of the contents of the Report to others without the express authorization of MIPL. This Report is prepared and issued to the Subscriber without any risk, responsibility or liability on the part of MIPL or its officials.

		Registered	Cardiff
Country Registered	England And Wales	Registration Number	00980761
Nature Of Control	Ownership Of Shares 75 To 100 Percent,Voting Rights 75 To 100 Percent,Right To Appoint And Remove Directors		

Ceased Persons With Significant Control

No Ceased Persons With Significant Control To Display

Active Statements

No Active Statements To Display

Ceased Statements

No Ceased Statements To Display

FOREIGN EXCHANGE RATES

Currency	Unit	Indian Rupees
US Dollar	1	INR 68.94
UK Pound	1	INR 90.21
Euro	1	INR 79.64
GBP	1	INR 90.39

Note : Above are approximate rates obtained from sources believed to be correct

INFORMATION DETAILS

Analysis Done by :	PRA
Report Prepared by :	TPT

DISCLAIMER : This Report is **PRIVATE & CONFIDENTIAL** and it is prepared at the request of and for its use by the Subscriber only. The Subscriber shall use the contents of the Report merely as an aid to its business. Mira Inform Private Limited ("MIPL") has collated information/data in the Report, which have not been verified unless otherwise specifically mentioned in the Report. The Subscriber shall independently verify the accuracy and correctness of the information/data before in any way acting upon the same. MIPL shall not be liable for any harm, injury, loss or damage caused to the Subscriber due to default by the Subscriber's debtors/beneficiaries in fulfilling their obligations of any nature whatsoever. This Report or any of its portion shall not be used as a documentary evidence or otherwise before any investigative agencies or forum of law. This Report is confidential and proprietary to MIPL. The Subscriber and/or any other person(s) may not reproduce, publish or disclose any of the contents of the Report to others without the express authorization of MIPL. This Report is prepared and issued to the Subscriber without any risk, responsibility or liability on the part of MIPL or its officials.

RATING EXPLANATIONS

Credit Rating	Explanation	Rating Comments
A++	Minimum Risk	Business dealings permissible with minimum risk of default
A+	Low Risk	Business dealings permissible with low risk of default
A	Acceptable Risk	Business dealings permissible with moderate risk of default
B	Medium Risk	Business dealings permissible on a regular monitoring basis
C	Medium High Risk	Business dealings permissible preferably on secured basis
D	High Risk	Business dealing not recommended or on secured terms only
NB	New Business	No recommendation can be done due to business in infancy stage
NT	No Trace	No recommendation can be done as the business is not traceable

NB is stated where there is insufficient information to facilitate rating. However, it is not to be considered as unfavourable.

This score serves as a reference to assess SC's credit risk and to set the amount of credit to be extended. It is calculated from a composite of weighted scores obtained from each of the major sections of this report. The assessed factors are as follows:

- Financial condition covering various ratios
- Company background and operations size
- Promoters / Management background
- Payment record
- Litigation against the subject
- Industry scenario / competitor analysis
- Supplier / Customer / Banker review (wherever available)

DISCLAIMER : This Report is **PRIVATE & CONFIDENTIAL** and it is prepared at the request of and for its use by the Subscriber only. The Subscriber shall use the contents of the Report merely as an aid to its business. Mira Inform Private Limited ("MIPL") has collated information/data in the Report, which have not been verified unless otherwise specifically mentioned in the Report. The Subscriber shall independently verify the accuracy and correctness of the information/data before in any way acting upon the same. MIPL shall not be liable for any harm, injury, loss or damage caused to the Subscriber due to default by the Subscriber's debtors/beneficiaries in fulfilling their obligations of any nature whatsoever. This Report or any of its portion shall not be used as a documentary evidence or otherwise before any investigative agencies or forum of law. This Report is confidential and proprietary to MIPL. The Subscriber and/or any other person(s) may not reproduce, publish or disclose any of the contents of the Report to others without the express authorization of MIPL. This Report is prepared and issued to the Subscriber without any risk, responsibility or liability on the part of MIPL or its officials.