

MIRA INFORM REPORT

| | |
|---------------|------------|
| Report No. : | 517521 |
| Report Date : | 02.07.2018 |

Note : could not be confirmed.

IDENTIFICATION DETAILS

| | |
|---|--|
| Name : | VISHAL ENGINEERS PRIVATE LIMITED |
| Registered Office : | Flat No A-15, 5 th Floor, Amar Ashiyana, S No. 7, Hissa No. 4, Wanowri, Pune – 411013, Maharashtra |
| Mobile No.: | 91-9011053737 (Mr. Vishal Naik) |
| Country : | India |
| Financials (as on) : | 31.03.2017 |
| Date of Incorporation : | 22.03.2001 |
| CIN No.: [Company Identification No.] | U35914PN2001PTC015988 |
| Capital Investment / Paid-up Capital : | INR 4.200 Million |
| PAN No.: [Permanent Account No.] | AABCV1937D |
| GSTN : [Goods & Service Tax Registration No.] | Not Divulged |
| Legal Form : | Private Limited Liability Company |
| Line of Business : | Manufacturer of Automobile parts, Engineering products, Accessories, Ancillaries Stores. (Registered activity) |
| No. of Employees : | Information declined by the management |

RATING & COMMENTS

(Mira Inform has adopted New Rating mechanism w.e.f. 23rd January 2017)

DISCLAIMER : This Report is **PRIVATE & CONFIDENTIAL** and it is prepared at the request of and for its use by the Subscriber only. The Subscriber shall use the contents of the Report merely as an aid to its business. Mira Inform Private Limited ("MIPL") has collated information/data in the Report, which have not been verified unless otherwise specifically mentioned in the Report. The Subscriber shall independently verify the accuracy and correctness of the information/data before in any way acting upon the same. MIPL shall not be liable for any harm, injury, loss or damage caused to the Subscriber due to default by the Subscriber's debtors/beneficiaries in fulfilling their obligations of any nature whatsoever. This Report or any of its portion shall not be used as a documentary evidence or otherwise before any investigative agencies or forum of law. This Report is confidential and proprietary to MIPL. The Subscriber and/or any other person(s) may not reproduce, publish or disclose any of the contents of the Report to others without the express authorization of MIPL. This Report is prepared and issued to the Subscriber without any risk, responsibility or liability on the part of MIPL or its officials.

| | |
|------------------------|---|
| MIRA's Rating : | A |
|------------------------|---|

| Credit Rating | Explanation | Rating Comments |
|---------------|-----------------|---|
| A | Acceptable Risk | Business dealings permissible with moderate risk of default |

| | |
|----------------------------|--|
| Status : | Satisfactory |
| Payment Behaviour : | Slow but correct |
| Litigation : | Clear |
| Comments : | <p>Subject was incorporated in the year 2001 and it is a manufacturer of metal and metal products.</p> <p>As per financials of March, 2017 the company has registered decent growth in its revenue and has reported minimal profit margin.</p> <p>Rating takes into consideration the company's established track record of business operations marked by sound net worth base along with average debt coverage indicators and decent liquidity position.</p> <p>However, rating strength is partially offset by its presence highly competitive steel industry.</p> <p>Payments seems to be slow but correct.</p> <p>In view of aforesaid, the company can be considered for business dealings at usual trade terms and conditions.</p> |

NOTES :

Any query related to this report can be made on e-mail : infodept@mirainform.com while quoting report number, name and date.

EXTERNAL AGENCY RATING

| | |
|---------------------------|---------------|
| Rating Agency Name | Not Available |
| Rating | Not Available |
| Rating Explanation | Not Available |
| Date | Not Available |

RBI DEFAULTERS' LIST STATUS

Subject's name is not enlisted as a defaulter in the publicly available RBI Defaulters' list.

EPF (Employee Provident Fund) DEFAULTERS' LIST STATUS

DISCLAIMER : This Report is **PRIVATE & CONFIDENTIAL** and it is prepared at the request of and for its use by the Subscriber only. The Subscriber shall use the contents of the Report merely as an aid to its business. Mira Inform Private Limited ("MIPL") has collated information/data in the Report, which have not been verified unless otherwise specifically mentioned in the Report. The Subscriber shall independently verify the accuracy and correctness of the information/data before in any way acting upon the same. MIPL shall not be liable for any harm, injury, loss or damage caused to the Subscriber due to default by the Subscriber's debtors/beneficiaries in fulfilling their obligations of any nature whatsoever. This Report or any of its portion shall not be used as a documentary evidence or otherwise before any investigative agencies or forum of law. This Report is confidential and proprietary to MIPL. The Subscriber and/or any other person(s) may not reproduce, publish or disclose any of the contents of the Report to others without the express authorization of MIPL. This Report is prepared and issued to the Subscriber without any risk, responsibility or liability on the part of MIPL or its officials.

Subject's name is not enlisted as a defaulter in the publicly available EPF (Employee Provident Fund) Defaulters' list as of 31-03-2018

BIFR (Board for Industrial & Financial Reconstruction) LISTING STATUS

Subject's name is not listed as a Sick Unit in the publicly available BIFR (Board for Industrial & Financial Reconstruction) list as of 02.07.2018

IBBI (Insolvency and Bankruptcy Board of India) LISTING STATUS

Subject's name is not listed in the publicly available IBBI (Insolvency and Bankruptcy Board of India) list as of report date.

INFORMATION DENIED BY

| | |
|----------------------|-----------------|
| Name : | Mr. Vishal Naik |
| Designation : | Not Divulged |
| Contact No.: | 91-9011053737 |
| Date : | 29.06.2018 |

LOCATIONS

| | |
|----------------------------|--|
| Registered Office : | Flat No A-15, 5 th Floor, Amar Ashiyana, S No. 7, Hissa No. 4, Wanowri, Pune – 411013, Maharashtra, India |
| Tel. No.: | Not Available |
| Mobile No.: | 91-9011053737 (Mr. Vishal Naik) |
| Fax No.: | Not Available |
| E-Mail : | vishalenggpltd@vsnl.net |

DIRECTORS

As on 31.03.2018

| | |
|------------------------------|---|
| Name : | Ms. Sunita Neelkanth Naik |
| Designation : | Director |
| Address : | F-10 Prakash Colony, Plot 6, Salisbury Park, Gultekadi, Pune – 411037, Maharashtra, India |
| Date of Birth/Age : | 05.12.1958 |
| Date of Appointment : | 22.03.2001 |
| DIN No.: | 02240478 |
| Name : | Mr. Krishanaand Samba Naik |
| Designation : | Director |
| Address : | A-15 Amar Ashiyana, Behind Taty Tope Society, Wanowari, Pune – 411040, Maharashtra, India |
| Date of Birth/Age : | 15.03.1965 |
| Date of Appointment : | 22.03.2001 |
| DIN No.: | 02275030 |

MAJOR SHAREHOLDERS / SHAREHOLDING PATTERN

As on 31.03.2017

| Names of Shareholders | No. of Shares |
|------------------------------|----------------------|
| Sunita Neelkanth Naik | 107259 |
| Krishanaand Samba Naik | 171241 |
| Sudha Naik | 85000 |
| Vishal Naik | 31500 |
| Chaitali Agarwal | 10000 |
| Krishnanad Naik | 15000 |
| Total | 420000 |

Equity Share Break up (Percentage of Total Equity)

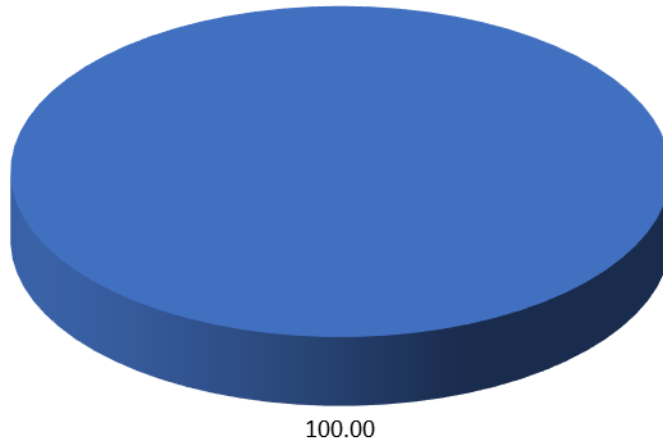
As on 30.09.2017

| Category | Percentage |
|--|-------------------|
| Promoter - (Individual/ Hindu Undivided Family – Indian) | 100.00 |
| Total | 100.00 |

DISCLAIMER : This Report is **PRIVATE & CONFIDENTIAL** and it is prepared at the request of and for its use by the Subscriber only. The Subscriber shall use the contents of the Report merely as an aid to its business. Mira Inform Private Limited ("MIPL") has collated information/data in the Report, which have not been verified unless otherwise specifically mentioned in the Report. The Subscriber shall independently verify the accuracy and correctness of the information/data before in any way acting upon the same. MIPL shall not be liable for any harm, injury, loss or damage caused to the Subscriber due to default by the Subscriber's debtors/beneficiaries in fulfilling their obligations of any nature whatsoever. This Report or any of its portion shall not be used as a documentary evidence or otherwise before any investigative agencies or forum of law. This Report is confidential and proprietary to MIPL. The Subscriber and/or any other person(s) may not reproduce, publish or disclose any of the contents of the Report to others without the express authorization of MIPL. This Report is prepared and issued to the Subscriber without any risk, responsibility or liability on the part of MIPL or its officials.

Share holding pattern

■ Promoter - (Individual/ Hindu Undivided Family – Indian)



BUSINESS DETAILS

| | | |
|---------------------------|--|---|
| Line of Business : | Manufacturer of Automobile parts, Engineering products, Accessories, Ancillaries Stores. (Registered activity) | |
| Products : | Item Code No. | Product Description |
| | 87085000 | Components |
| | NIC Code No. | Product Description |
| | 87085000 | Parts and accessories of the Motor Vehicles |
| Brand Names : | Not Available | |
| Agencies Held : | Not Available | |
| Exports : | Not Divulged | |
| Imports : | Not Divulged | |
| Terms : | Not Divulged | |

DISCLAIMER : This Report is **PRIVATE & CONFIDENTIAL** and it is prepared at the request of and for its use by the Subscriber only. The Subscriber shall use the contents of the Report merely as an aid to its business. Mira Inform Private Limited ("MIPL") has collated information/data in the Report, which have not been verified unless otherwise specifically mentioned in the Report. The Subscriber shall independently verify the accuracy and correctness of the information/data before in any way acting upon the same. MIPL shall not be liable for any harm, injury, loss or damage caused to the Subscriber due to default by the Subscriber's debtors/beneficiaries in fulfilling their obligations of any nature whatsoever. This Report or any of its portion shall not be used as a documentary evidence or otherwise before any investigative agencies or forum of law. This Report is confidential and proprietary to MIPL. The Subscriber and/or any other person(s) may not reproduce, publish or disclose any of the contents of the Report to others without the express authorization of MIPL. This Report is prepared and issued to the Subscriber without any risk, responsibility or liability on the part of MIPL or its officials.

PRODUCTION STATUS NOT AVAILABLE

GENERAL INFORMATION

| | | | |
|---------------------------|---|--|--|
| Suppliers : | Reference : | Not Divulged | |
| | Name of the Person : | -- | |
| | Contact No.: | -- | |
| | Since How Long Known : | -- | |
| | Maximum Limit Dealt : | -- | |
| | Experience : | -- | |
| | Remark: | -- | |
| Customers : | Reference : | Not Divulged | |
| | Name of the Person : | -- | |
| | Contact No.: | -- | |
| | Since How Long Known : | -- | |
| | Maximum Limit Dealt : | -- | |
| | Experience : | -- | |
| | Remark: | -- | |
| No. of Employees : | Information declined by the management | | |
| Bankers : | Bank Name | Bank of India | |
| | Branch | 7A/1, Hadapsar Industrial Estate, Pune – 411013, Maharashtra, India | |
| | Person Name (With Designation) | -- | |
| | Contact Number | -- | |
| | Name of Account Holder | -- | |
| | Account Number | -- | |
| | Account Since (Date/Year of Account Opening) | -- | |
| | Average Balance Maintained (If Possible) | -- | |
| | Credit Facilities Enjoyed (If any) | -- | |
| | Account Operation | -- | |
| | Remarks (If any) | -- | |
| Facilities : | Secured Loan | 31.03.2017 (INR in Million) | 31.03.2016 (INR in Million) |
| | Long-term Borrowings | | |
| | From Bank | 0.713 | 0.819 |
| | From Other | 12.214 | 19.240 |

| Short-term Borrowings | | | |
|------------------------------|--|---------------|---------------|
| | From Bank (Secured against paid stock and trade receivables and further guaranteed by Directors and Others) | 27.414 | 24.683 |
| Total | | 40.341 | 44.742 |

| | |
|--|--|
| Auditors : | |
| Name : | D. V. Kotwal and Company Chartered Accountants |
| Address : | 1128, Shivaji Nagar, Dnyaneshw, Pune – 411005, Maharashtra, India |
| Income-tax PAN of auditor or auditor's firm : | AFKPK7733H |
| Memberships : | Not Available |
| Collaborators : | Not Available |
| Other related parties : | <ul style="list-style-type: none"> Sudarshan Components Private Limited |

CAPITAL STRUCTURE

As on 31.03.2017

Authorised Capital :

| No. of Shares | Type | Value | Amount |
|---------------|---------------|---------------|-------------------|
| 500000 | Equity Shares | INR 10/- each | INR 5.000 Million |

Issued, Subscribed & Paid-up Capital :

| No. of Shares | Type | Value | Amount |
|---------------|---------------|---------------|-------------------|
| 420000 | Equity Shares | INR 10/- each | INR 4.200 Million |

FINANCIAL DATA
[all figures are in INR Million]

ABRIDGED BALANCE SHEET

| SOURCES OF FUNDS | 31.03.2017 | 31.03.2016 | 31.03.2015 |
|---|----------------|----------------|----------------|
| I. EQUITY AND LIABILITIES | | | |
| (1) Shareholders' Funds | | | |
| (a) Share Capital | 4.200 | 4.200 | 4.200 |
| (b) Reserves & Surplus | 31.329 | 30.602 | 32.201 |
| (c) Money received against share warrants | 0.000 | 0.000 | 0.000 |
| (2) Share Application money pending allotment | 0.000 | 0.000 | 0.000 |
| Total Shareholders' Funds (1) + (2) | 35.529 | 34.802 | 36.401 |
| (3) Non-Current Liabilities | | | |
| (a) long-term borrowings | 28.814 | 33.779 | 39.898 |
| (b) Deferred tax liabilities (Net) | 0.087 | 0.466 | 0.632 |
| (c) Other long term liabilities | 0.000 | 0.000 | 0.000 |
| (d) long-term provisions | 0.000 | 0.000 | 0.000 |
| Total Non-current Liabilities (3) | 28.901 | 34.245 | 40.530 |
| (4) Current Liabilities | | | |
| (a) Short term borrowings | 27.414 | 24.683 | 24.597 |
| (b) Trade payables | 0.000 | 0.000 | 0.000 |
| (c) Other current liabilities | 21.229 | 26.220 | 30.048 |
| (d) Short-term provisions | 6.570 | 6.459 | 6.393 |
| Total Current Liabilities (4) | 55.213 | 57.362 | 61.038 |
| TOTAL | 119.643 | 126.409 | 137.969 |
| II. ASSETS | | | |
| (1) Non-current assets | | | |
| (a) Fixed Assets | | | |
| (i) Tangible assets | 76.313 | 39.816 | 39.496 |
| (ii) Intangible Assets | 0.000 | 0.000 | 0.000 |
| (iii) Capital work-in-progress | 0.000 | 44.379 | 37.416 |
| (iv) Intangible assets under development | 0.000 | 0.000 | 0.000 |
| (b) Non-current Investments | 0.000 | 0.000 | 0.000 |
| (c) Deferred tax assets (net) | 0.000 | 0.000 | 0.000 |
| (d) Long-term Loan and Advances | 0.000 | 0.000 | 0.000 |

DISCLAIMER : This Report is **PRIVATE & CONFIDENTIAL** and it is prepared at the request of and for its use by the Subscriber only. The Subscriber shall use the contents of the Report merely as an aid to its business. Mira Inform Private Limited ("MIPL") has collated information/data in the Report, which have not been verified unless otherwise specifically mentioned in the Report. The Subscriber shall independently verify the accuracy and correctness of the information/data before in any way acting upon the same. MIPL shall not be liable for any harm, injury, loss or damage caused to the Subscriber due to default by the Subscriber's debtors/beneficiaries in fulfilling their obligations of any nature whatsoever. This Report or any of its portion shall not be used as a documentary evidence or otherwise before any investigative agencies or forum of law. This Report is confidential and proprietary to MIPL. The Subscriber and/or any other person(s) may not reproduce, publish or disclose any of the contents of the Report to others without the express authorization of MIPL. This Report is prepared and issued to the Subscriber without any risk, responsibility or liability on the part of MIPL or its officials.

VISHAL ENGINEERS PRIVATE LIMITED - 517521 MIRA

PAGE NO. : 9

| | | | |
|-----------------------------------|----------------|----------------|----------------|
| (e) Other Non-current assets | 4.248 | 4.259 | 4.230 |
| Total Non-Current Assets | 80.561 | 88.454 | 81.142 |
| (2) Current assets | | | |
| (a) Current investments | 0.000 | 0.000 | 0.000 |
| (b) Inventories | 13.440 | 16.147 | 16.465 |
| (c) Trade receivables | 20.844 | 17.483 | 27.928 |
| (d) Cash and cash equivalents | 1.547 | 1.544 | 1.377 |
| (e) Short-term loans and advances | 0.000 | 0.000 | 0.000 |
| (f) Other current assets | 3.251 | 2.781 | 11.057 |
| Total Current Assets | 39.082 | 37.955 | 56.827 |
| TOTAL | 119.643 | 126.409 | 137.969 |

PROFIT & LOSS ACCOUNT

| | PARTICULARS | 31.03.2017 | 31.03.2016 | 31.03.2015 |
|------------------|---|----------------|----------------|----------------|
| | SALES | | | |
| | Income | 121.531 | 104.825 | 98.401 |
| | Other Income | 10.520 | 9.828 | 9.269 |
| | TOTAL | 132.051 | 114.653 | 107.670 |
| Less | EXPENSES | | | |
| | Cost of Materials Consumed | 47.236 | 44.845 | 37.460 |
| | Operating Expenses | 49.705 | 39.590 | 40.701 |
| | Administrative Expenses | 3.654 | 3.364 | 3.111 |
| | Prior Period Adjustments | 0.000 | (0.153) | 0.024 |
| | Employees benefits expense | 13.519 | 13.279 | 11.706 |
| | TOTAL | 114.114 | 100.925 | 93.002 |
| | PROFIT/ (LOSS) BEFORE INTEREST, TAX, DEPRECIATION AND AMORTISATION | 17.937 | 13.728 | 14.668 |
| Less | FINANCIAL EXPENSES | 6.753 | 7.366 | 6.715 |
| | PROFIT / (LOSS) BEFORE TAX, DEPRECIATION AND AMORTISATION | 11.184 | 6.362 | 7.953 |
| Less/ Add | DEPRECIATION/ AMORTISATION | 9.921 | 7.960 | 6.910 |
| | PROFIT/ (LOSS) BEFORE TAX | 1.263 | (1.598) | 1.043 |

DISCLAIMER : This Report is **PRIVATE & CONFIDENTIAL** and it is prepared at the request of and for its use by the Subscriber only. The Subscriber shall use the contents of the Report merely as an aid to its business. Mira Inform Private Limited ("MIPL") has collated information/data in the Report, which have not been verified unless otherwise specifically mentioned in the Report. The Subscriber shall independently verify the accuracy and correctness of the information/data before in any way acting upon the same. MIPL shall not be liable for any harm, injury, loss or damage caused to the Subscriber due to default by the Subscriber's debtors/beneficiaries in fulfilling their obligations of any nature whatsoever. This Report or any of its portion shall not be used as a documentary evidence or otherwise before any investigative agencies or forum of law. This Report is confidential and proprietary to MIPL. The Subscriber and/or any other person(s) may not reproduce, publish or disclose any of the contents of the Report to others without the express authorization of MIPL. This Report is prepared and issued to the Subscriber without any risk, responsibility or liability on the part of MIPL or its officials.

VISHAL ENGINEERS PRIVATE LIMITED - 517521 MIRA

PAGE NO. : 10

| | | | | |
|------|--|--------------|----------------|--------------|
| Less | TAX | 0.535 | 0.001 | 0.438 |
| | PROFIT/ (LOSS) AFTER TAX | 0.728 | (1.599) | 0.605 |
| | Earnings / (Loss) Per Share (INR) | 1.73 | (3.81) | 1.44 |

CURRENT MATURITIES OF LONG TERM DEBT DETAILS

| Particulars | 31.03.2017 | 31.03.2016 | 31.03.2015 |
|---------------------------------------|------------|------------|------------|
| Current Maturities of Long term debt | NA | NA | NA |
| Cash generated from operations | 14.470 | 28.803 | 16.205 |
| Net cash flow from operating activity | 13.556 | 28.636 | 15.730 |

KEY RATIOS

EFFICIENCY RATIOS

| PARTICULARS | 31.03.2017 | 31.03.2016 | 31.03.2015 |
|---|------------|------------|------------|
| Average Collection Days (Sundry Debtors / Income * 365 Days) | 62.60 | 60.88 | 103.59 |
| Account Receivables Turnover (Income / Sundry Debtors) | 5.83 | 6.00 | 3.52 |
| Average Payment Days (Sundry Creditors / Purchases * 365 Days) | 0.00 | 0.00 | 0.00 |
| Inventory Turnover (Operating Income / Inventories) | 1.33 | 0.85 | 0.89 |
| Asset Turnover (Operating Income / Net Fixed Assets) | 0.24 | 0.16 | 0.19 |

LEVERAGE RATIOS

| PARTICULARS | 31.03.2017 | 31.03.2016 | 31.03.2015 |
|--|------------|------------|------------|
| Debt Ratio ((Borrowing + Current Liabilities) / Total Assets) | 0.70 | 0.72 | 0.73 |
| Debt Equity Ratio (Total Liability / Networth) | 1.58 | 1.68 | 1.77 |

DISCLAIMER : This Report is **PRIVATE & CONFIDENTIAL** and it is prepared at the request of and for its use by the Subscriber only. The Subscriber shall use the contents of the Report merely as an aid to its business. Mira Inform Private Limited ("MIPL") has collated information/data in the Report, which have not been verified unless otherwise specifically mentioned in the Report. The Subscriber shall independently verify the accuracy and correctness of the information/data before in any way acting upon the same. MIPL shall not be liable for any harm, injury, loss or damage caused to the Subscriber due to default by the Subscriber's debtors/beneficiaries in fulfilling their obligations of any nature whatsoever. This Report or any of its portion shall not be used as a documentary evidence or otherwise before any investigative agencies or forum of law. This Report is confidential and proprietary to MIPL. The Subscriber and/or any other person(s) may not reproduce, publish or disclose any of the contents of the Report to others without the express authorization of MIPL. This Report is prepared and issued to the Subscriber without any risk, responsibility or liability on the part of MIPL or its officials.

| | | | |
|--|------|------|------|
| Current Liabilities to Networth (Current Liabilities / Net Worth) | 1.55 | 1.65 | 1.68 |
| Fixed Assets to Networth (Net Fixed Assets / Networth) | 2.15 | 2.42 | 2.11 |
| Interest Coverage Ratio (PBIT / Financial Charges) | 2.66 | 1.86 | 2.18 |

PROFITABILITY RATIOS

| PARTICULARS | | 31.03.2017 | 31.03.2016 | 31.03.2015 |
|--|---|------------|------------|------------|
| Net Profit Margin ((PAT / Sales) * 100) | % | 0.60 | (1.53) | 0.61 |
| Return on Total Assets ((PAT / Total Assets) * 100) | % | 0.61 | (1.26) | 0.44 |
| Return on Investment (ROI) ((PAT / Networth) * 100) | % | 2.05 | (4.59) | 1.66 |

SOLVENCY RATIOS

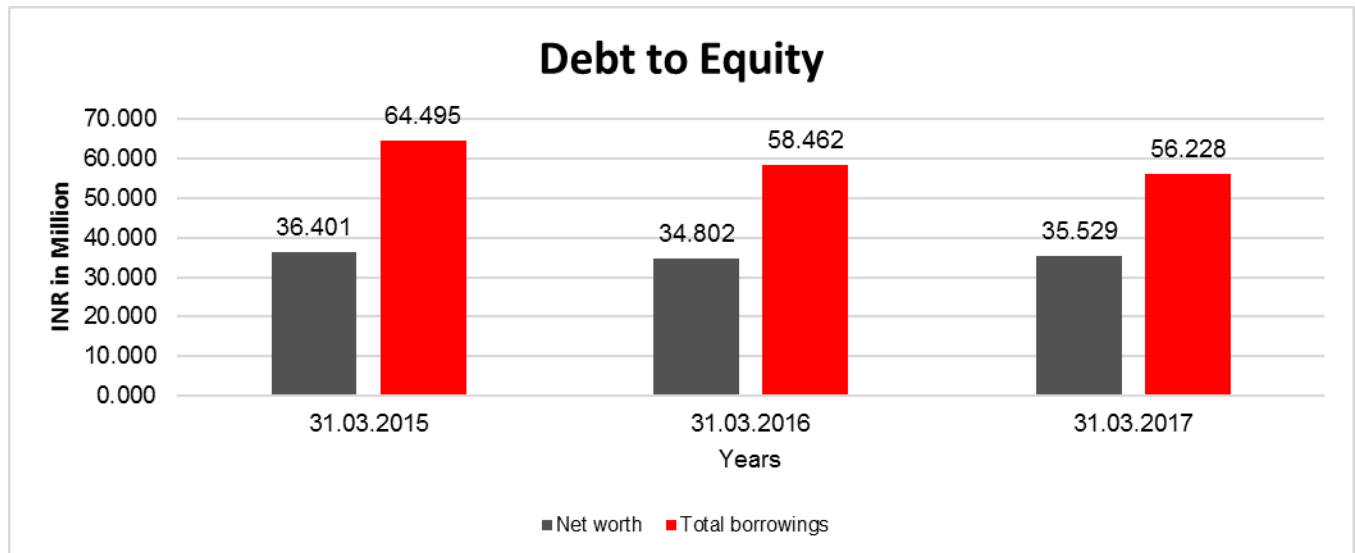
| PARTICULARS | 31.03.2017 | 31.03.2016 | 31.03.2015 |
|---|------------|------------|------------|
| Current Ratio (Current Assets / Current Liabilities) | 0.71 | 0.66 | 0.93 |
| Quick Ratio ((Current Assets – Inventories) / Current Liabilities) | 0.46 | 0.38 | 0.66 |
| G-Score Ratio Financial (Networth / Total Assets) | 0.30 | 0.28 | 0.26 |
| G-Score Ratio Debt (Debts / Equity Capital) | 13.39 | 13.92 | 15.36 |
| G-Score Ratio Liquidity (Total Current Assets / Total Current Liabilities) | 0.71 | 0.66 | 0.93 |

Total Liability = Short-term Debt + Long-term Debt + Current Maturities of Long-term debts

FINANCIAL ANALYSIS
[all figures are INR Million]

DEBT EQUITY RATIO

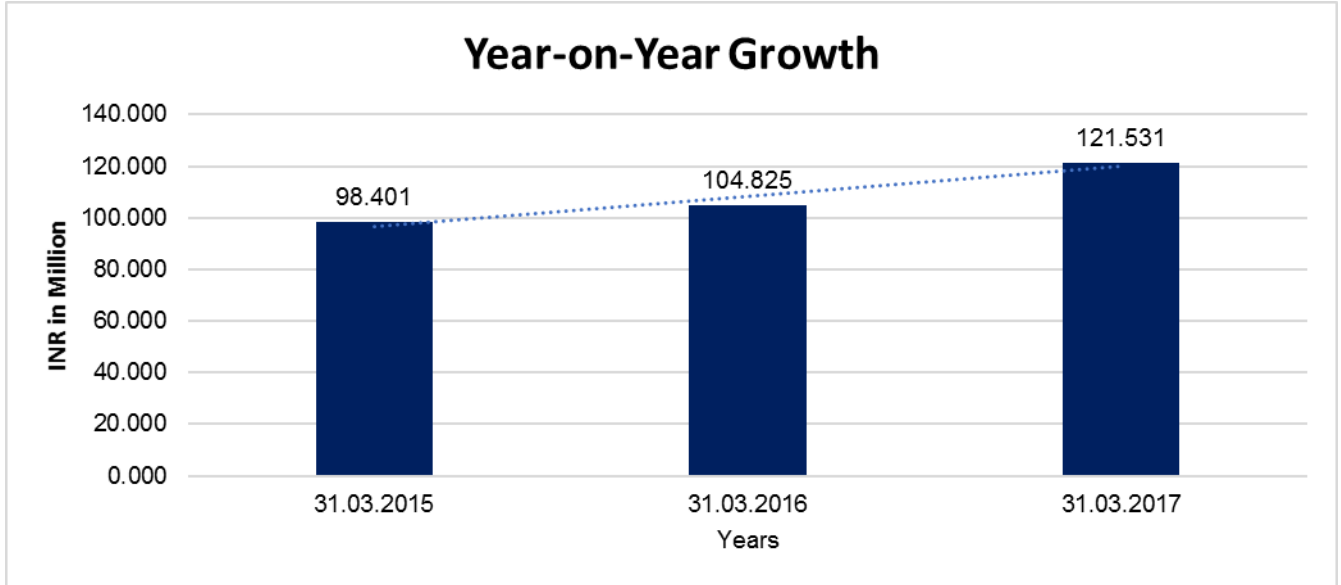
| Particular | 31.03.2015 | 31.03.2016 | 31.03.2017 |
|--------------------------|----------------|----------------|----------------|
| | INR In Million | INR In Million | INR In Million |
| Share Capital | 4.200 | 4.200 | 4.200 |
| Reserves & Surplus | 32.201 | 30.602 | 31.329 |
| Net worth | 36.401 | 34.802 | 35.529 |
| Long Term borrowings | 39.898 | 33.779 | 28.814 |
| Short Term borrowings | 24.597 | 24.683 | 27.414 |
| Total borrowings | 64.495 | 58.462 | 56.228 |
| Debt/Equity ratio | 1.772 | 1.680 | 1.583 |



YEAR-ON-YEAR GROWTH

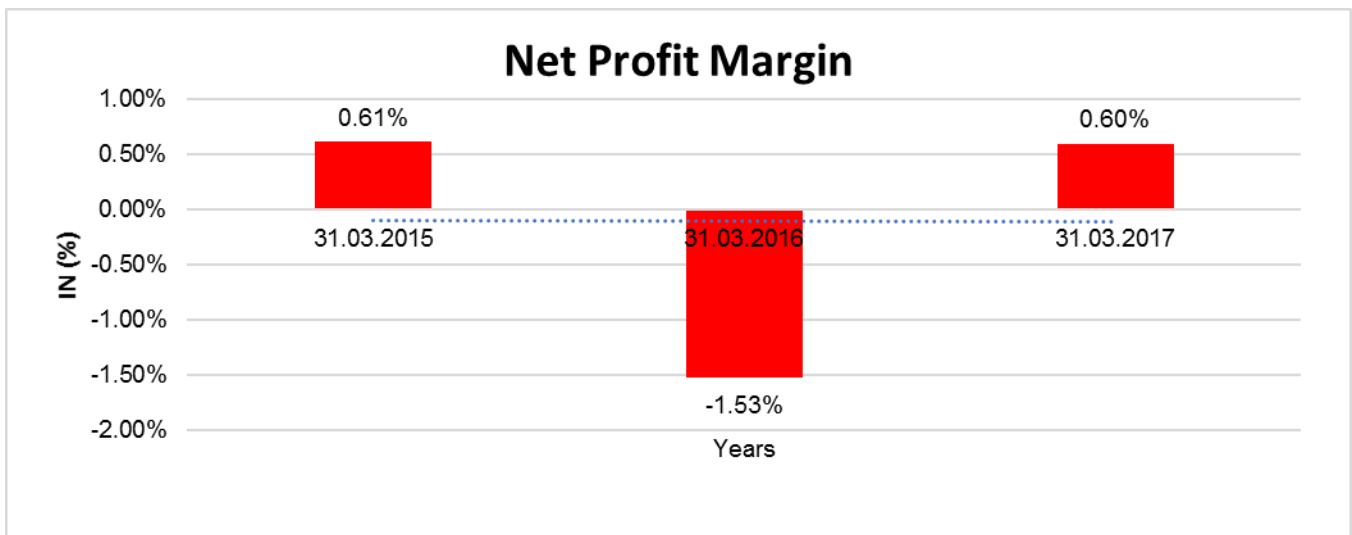
| Year on Year Growth | 31.03.2015 | 31.03.2016 | 31.03.2017 |
|---------------------|----------------|----------------|----------------|
| | INR In Million | INR In Million | INR In Million |
| Sales | 98.401 | 104.825 | 121.531 |
| | | 6.528 | 15.937 |

DISCLAIMER : This Report is **PRIVATE & CONFIDENTIAL** and it is prepared at the request of and for its use by the Subscriber only. The Subscriber shall use the contents of the Report merely as an aid to its business. Mira Inform Private Limited ("MIPL") has collated information/data in the Report, which have not been verified unless otherwise specifically mentioned in the Report. The Subscriber shall independently verify the accuracy and correctness of the information/data before in any way acting upon the same. MIPL shall not be liable for any harm, injury, loss or damage caused to the Subscriber due to default by the Subscriber's debtors/beneficiaries in fulfilling their obligations of any nature whatsoever. This Report or any of its portion shall not be used as a documentary evidence or otherwise before any investigative agencies or forum of law. This Report is confidential and proprietary to MIPL. The Subscriber and/or any other person(s) may not reproduce, publish or disclose any of the contents of the Report to others without the express authorization of MIPL. This Report is prepared and issued to the Subscriber without any risk, responsibility or liability on the part of MIPL or its officials.



NET PROFIT MARGIN

| Net Profit Margin | 31.03.2015 | 31.03.2016 | 31.03.2017 |
|-------------------|----------------|----------------|----------------|
| | INR In Million | INR In Million | INR In Million |
| Sales | 98.401 | 104.825 | 121.531 |
| Profit / (Loss) | 0.605 | (1.599) | 0.728 |
| | 0.61% | (1.53%) | 0.60% |



DISCLAIMER : This Report is **PRIVATE & CONFIDENTIAL** and it is prepared at the request of and for its use by the Subscriber only. The Subscriber shall use the contents of the Report merely as an aid to its business. Mira Inform Private Limited ("MIPL") has collated information/data in the Report, which have not been verified unless otherwise specifically mentioned in the Report. The Subscriber shall independently verify the accuracy and correctness of the information/data before in any way acting upon the same. MIPL shall not be liable for any harm, injury, loss or damage caused to the Subscriber due to default by the Subscriber's debtors/beneficiaries in fulfilling their obligations of any nature whatsoever. This Report or any of its portion shall not be used as a documentary evidence or otherwise before any investigative agencies or forum of law. This Report is confidential and proprietary to MIPL. The Subscriber and/or any other person(s) may not reproduce, publish or disclose any of the contents of the Report to others without the express authorization of MIPL. This Report is prepared and issued to the Subscriber without any risk, responsibility or liability on the part of MIPL or its officials.

LOCAL AGENCY FURTHER INFORMATION

| Sr. No. | Check list by info agents | Available in Report (Yes/No) |
|---------|---|------------------------------|
| 1 | Year of establishment | Yes |
| 2 | Constitution of the entity -Incorporation details | Yes |
| 3 | Locality of the entity | Yes |
| 4 | Premises details | No |
| 5 | Buyer visit details | -- |
| 6 | Contact numbers | Yes |
| 7 | Name of the person contacted | Yes |
| 8 | Designation of contact person | Yes |
| 9 | Promoter's background | Yes |
| 10 | Date of Birth of Proprietor / Partners / Directors | No |
| 11 | Pan Card No. of Proprietor / Partners | No |
| 12 | Voter Id Card No. of Proprietor / Partners | No |
| 13 | Type of business | Yes |
| 14 | Line of Business | Yes |
| 15 | Export/import details (if applicable) | No |
| 16 | No. of employees | No |
| 17 | Details of sister concerns | Yes |
| 18 | Major suppliers | No |
| 19 | Major customers | No |
| 20 | Banking Details | Yes |
| 21 | Banking facility details | Yes |
| 22 | Conduct of the banking account | -- |
| 23 | Financials, if provided | Yes |
| 24 | Capital in the business | Yes |
| 25 | Last accounts filed at ROC, if applicable | Yes |
| 26 | Turnover of firm for last three years | Yes |
| 27 | Reasons for variation <> 20% | -- |
| 28 | Estimation for coming financial year | No |
| 29 | Profitability for last three years | Yes |
| 30 | Major shareholders, if available | Yes |
| 31 | External Agency Rating, if available | No |
| 32 | Litigations that the firm/promoter involved in | -- |
| 33 | Market information | -- |
| 34 | Payments terms | No |
| 35 | Negative Reporting by Auditors in the Annual Report | No |

UNSECURED LOAN

| Unsecured Loan | 31.03.2017 (INR in Million) | 31.03.2016 (INR in Million) |
|--|--------------------------------|--------------------------------|
| Long-term Borrowings | | |
| Loan is repayable as per the mutual terms and conditions | 15.887 | 13.720 |
| Total | 15.887 | 13.720 |

INDEX OF CHARGES:

| SN o | SRN | Charge Id | Charge Holder Name | Date of Creation | Date of Modification | Date of Satisfaction | Amount | Address |
|------|---------------|---------------|--|------------------|----------------------|----------------------|------------|--|
| 1 | G459 51357 | 10010 2916 | Bank of India | 27/04/ 2017 | - | - | 940000.0 | 7A/1, Hadapsar Industrial EstatePuneMH411013IN |
| 2 | G431 30095 | 10009 5480 | Bank of India | 23/02/ 2017 | - | - | 5000000.0 | 7A/1, Hadapsar Industrial EstatePuneMH411030IN |
| 3 | C5064 8617 | 10562 785 | SIEMENS FINANCIAL SERVICES PRIVATE LIMITED | 26/03/ 2015 | - | - | 7335968.0 | 130, PANDURANG BUDHKAR MARG,WORLIMUMBAIMH400 018IN |
| 4 | C4662 2213 | 10554 993 | SIEMENS FINANCIAL SERVICES PRIVATE LIMITED | 24/02/ 2015 | - | - | 7326838.0 | 130, PANDURANG BUDHKAR MARG,WORLIMUMBAIMH400 018IN |
| 5 | C3642 5601 | 10535 702 | SIEMENS FINANCIAL SERVICES PRIVATE LIMITED | 28/11/ 2014 | - | - | 4533463.0 | 130, PANDURANG BUDHKAR MARG,WORLIMUMBAIMH400 018IN |
| 6 | C0434 1020 | 10493 592 | SIEMENS FINANCIAL SERVICES PRIVATE LIMITED | 14/03/ 2014 | - | - | 14355766.0 | 130, PANDURANG BUDHKAR MARG,WORLIMUMBAIMH400 018IN |
| 7 | B3336 0900 | 10338 408 | INTEC CAPITAL LIMITED | 20/02/ 2012 | - | - | 4225000.0 | 701,MANJUSHA57 NEHRU PLACENEW DELHIDL110019IN |
| 8 | B2395 1148 | 10314 215 | INTEC CAPITAL LIMITED | 22/10/ 2011 | - | - | 929812.0 | 701,MANJUSHA57 NEHRU PLACENEW DELHIDL110019IN |
| 9 | B1861 | 10301 | INTEC | 25/07/ | - | - | 3249173.0 | 701,MANJUSHA BUILDING57 |

DISCLAIMER : This Report is **PRIVATE & CONFIDENTIAL** and it is prepared at the request of and for its use by the Subscriber only. The Subscriber shall use the contents of the Report merely as an aid to its business. Mira Inform Private Limited ("MIPL") has collated information/data in the Report, which have not been verified unless otherwise specifically mentioned in the Report. The Subscriber shall independently verify the accuracy and correctness of the information/data before in any way acting upon the same. MIPL shall not be liable for any harm, injury, loss or damage caused to the Subscriber due to default by the Subscriber's debtors/beneficiaries in fulfilling their obligations of any nature whatsoever. This Report or any of its portion shall not be used as a documentary evidence or otherwise before any investigative agencies or forum of law. This Report is confidential and proprietary to MIPL. The Subscriber and/or any other person(s) may not reproduce, publish or disclose any of the contents of the Report to others without the express authorization of MIPL. This Report is prepared and issued to the Subscriber without any risk, responsibility or liability on the part of MIPL or its officials.

| | | | | | | | | | |
|----|---------------|--------------|-----------------------------|----------------|---|---|-----------|---|----------|
| | 5062 | 689 | CAPITAL LIMITED | 2011 | | | | NEHRU DELHIDL110019IN | PLACENEW |
| 10 | B1860 8372 | 10301 675 | INTEC CAPITAL LIMITED | 22/07/ 2011 | - | - | 1800000.0 | 701,MANJUSHA57 PLACENEW DELHIDL110019IN | NEHRU |

FIXED ASSETS

- Land
- Factory Shed
- Office Building and Residence
- Plant and Machinery
- Furniture and Fixture
- Vehicles
- Computers
- Office Equipments

CMT REPORT (Corruption, Money Laundering & Terrorism]

The Public Notice information has been collected from various sources including but not limited to: **The Courts, India Prisons Service, Interpol, etc.**

1] INFORMATION ON DESIGNATED PARTY

No exist designating subject or any of its beneficial owners, controlling shareholders or senior officers as terrorist or terrorist organization or whom notice had been received that all financial transactions involving their assets have been blocked or convicted, found guilty or against whom a judgement or order had been entered in a proceedings for violating money-laundering, anti-corruption or bribery or international economic or anti-terrorism sanction laws or whose assets were seized, blocked, frozen or ordered forfeited for violation of money laundering or international anti-terrorism laws.

2] Court Declaration :

No records exist to suggest that subject is or was the subject of any formal or informal allegations, prosecutions or other official proceeding for making any prohibited payments or other improper payments to government officials for engaging in prohibited transactions or with designated parties.

3] Asset Declaration :

No records exist to suggest that the property or assets of the subject are derived from criminal conduct or a prohibited transaction.

4] Record on Financial Crime :

Charges or conviction registered against subject: **None**

5] Records on Violation of Anti-Corruption Laws :

Charges or investigation registered against subject: **None**

6] Records on Int'l Anti-Money Laundering Laws/Standards :

Charges or investigation registered against subject: **None**

7] Criminal Records

No available information exist that suggest that subject or any of its principals have been formally charged or convicted by a competent governmental authority for any financial crime or under any formal investigation by a competent government authority for any violation of anti-corruption laws or international anti-money laundering laws or standard.

8] Affiliation with Government :

No record exists to suggest that any director or indirect owners, controlling shareholders, director, officer or employee of the company is a government official or a family member or close business associate of a Government official.

9] Compensation Package :

Our market survey revealed that the amount of compensation sought by the subject is fair and reasonable and comparable to compensation paid to others for similar services.

10] Press Report :

No press reports / filings exists on the subject.

CORPORATE GOVERNANCE

MIRA INFORM as part of its Due Diligence do provide comments on Corporate Governance to identify management and governance. These factors often have been predictive and in some cases have created vulnerabilities to credit deterioration.

Our Governance Assessment focuses principally on the interactions between a company's management, its Board of Directors, Shareholders and other financial stakeholders.

CONTRAVENTION

Subject is not known to have contravened any existing local laws, regulations or policies that prohibit, restrict or otherwise affect the terms and conditions that could be included in the agreement with the subject.

FOREIGN EXCHANGE RATES

| Currency | Unit | INR |
|-----------|------|-----------|
| US Dollar | 1 | INR 68.58 |
| UK Pound | 1 | INR 89.93 |
| Euro | 1 | INR 79.85 |

INFORMATION DETAILS

| | |
|---------------------------|-----|
| Information Gathered by : | KAM |
| Analysis Done by : | VIV |
| Report Prepared by : | KJL |

SCORE FACTORS

| | | |
|-----------------------------|--------|-----|
| DEMERIT POINTS | | |
| --BANK CHARGES | YES/NO | YES |
| --LITIGATION | YES/NO | NO |
| --OTHER ADVERSE INFORMATION | YES/NO | NO |
| MERIT POINTS | | |
| --SOLE DISTRIBUTORSHIP | YES/NO | NO |
| --EXPORT ACTIVITIES | YES/NO | NO |
| --AFFILIATION | YES/NO | YES |
| --LISTED | YES/NO | NO |
| --OTHER MERIT FACTORS | YES/NO | YES |

RATING EXPLANATIONS

| Credit Rating | Explanation | Rating Comments |
|---------------|------------------|--|
| A++ | Minimum Risk | Business dealings permissible with minimum risk of default |
| A+ | Low Risk | Business dealings permissible with low risk of default |
| A | Acceptable Risk | Business dealings permissible with moderate risk of default |
| B | Medium Risk | Business dealings permissible on a regular monitoring basis |
| C | Medium High Risk | Business dealings permissible preferably on secured basis |
| D | High Risk | Business dealing not recommended or on secured terms only |
| NB | New Business | No recommendation can be done due to business in infancy stage |
| NT | No Trace | No recommendation can be done as the business is not traceable |

NB is stated where there is insufficient information to facilitate rating. However, it is not to be considered as unfavourable.

This score serves as a reference to assess SC's credit risk and to set the amount of credit to be extended. It is calculated from a composite of weighted scores obtained from each of the major sections of this report. The assessed factors are as follows:

- Financial condition covering various ratios
- Company background and operations size
- Promoters / Management background
- Payment record
- Litigation against the subject
- Industry scenario / competitor analysis
- Supplier / Customer / Banker review (wherever available)

DISCLAIMER : This Report is **PRIVATE & CONFIDENTIAL** and it is prepared at the request of and for its use by the Subscriber only. The Subscriber shall use the contents of the Report merely as an aid to its business. Mira Inform Private Limited ("MIPL") has collated information/data in the Report, which have not been verified unless otherwise specifically mentioned in the Report. The Subscriber shall independently verify the accuracy and correctness of the information/data before in any way acting upon the same. MIPL shall not be liable for any harm, injury, loss or damage caused to the Subscriber due to default by the Subscriber's debtors/beneficiaries in fulfilling their obligations of any nature whatsoever. This Report or any of its portion shall not be used as a documentary evidence or otherwise before any investigative agencies or forum of law. This Report is confidential and proprietary to MIPL. The Subscriber and/or any other person(s) may not reproduce, publish or disclose any of the contents of the Report to others without the express authorization of MIPL. This Report is prepared and issued to the Subscriber without any risk, responsibility or liability on the part of MIPL or its officials.