

**MIRA INFORM REPORT**

<b>Report No. :</b>	517436
<b>Report Date :</b>	04.07.2018

**IDENTIFICATION DETAILS**

<b>Name :</b>	HPA INFRA TECH INDUSTRIES PRIVATE LIMITED
<b>Registered Office :</b>	No.80/52, 2nd Floor, Dr. Rajkumar Road, 3rd Stage, Rajajinagar, Bangalore – 560010, Karnataka
<b>Mobile No.:</b>	91-9880674346 (Mr. Ganesh Ramachandra Hegde)
<b>Country :</b>	India
<b>Financials (as on) :</b>	31.03.2017
<b>Date of Incorporation :</b>	16.09.2013
<b>CIN No.:</b> [Company Identification No.]	U45205KA2013PTC071021
<b>Capital Investment / Paid-up Capital :</b>	INR 2.605 Million
<b>IEC No.:</b> [Import-Export Code No.]	Not Applicable (As informed by the management that firm does not have export and import)
<b>PAN No.:</b> [Permanent Account No.]	AADCH2525F
<b>GSTN :</b> [Goods & Service Tax Registration No.]	Not Divulged
<b>Legal Form :</b>	Private Limited Liability Company
<b>Line of Business :</b>	Subject is engaged in construction activity like water proofing contractors and consultancy, roadworks, STP and ETP plants, etc. (Registered Activity and also Confirmed by management)
<b>No. of Employees :</b>	25 (Approximately)

**RATING & COMMENTS**

(Mira Inform has adopted New Rating mechanism w.e.f. 23<sup>rd</sup> January 2017)

**DISCLAIMER :** This Report is **PRIVATE & CONFIDENTIAL** and it is prepared at the request of and for its use by the Subscriber only. The Subscriber shall use the contents of the Report merely as an aid to its business. Mira Inform Private Limited ("MIPL") has collated information/data in the Report, which have not been verified unless otherwise specifically mentioned in the Report. The Subscriber shall independently verify the accuracy and correctness of the information/data before in any way acting upon the same. MIPL shall not be liable for any harm, injury, loss or damage caused to the Subscriber due to default by the Subscriber's debtors/beneficiaries in fulfilling their obligations of any nature whatsoever. This Report or any of its portion shall not be used as a documentary evidence or otherwise before any investigative agencies or forum of law. This Report is confidential and proprietary to MIPL. The Subscriber and/or any other person(s) may not reproduce, publish or disclose any of the contents of the Report to others without the express authorization of MIPL. This Report is prepared and issued to the Subscriber without any risk, responsibility or liability on the part of MIPL or its officials.

<b>MIRA's Rating :</b>	B
------------------------	---

Credit Rating	Explanation	Rating Comments
B	Medium Risk	Business dealings permissible on a regular monitoring basis

<b>Maximum Credit Limit :</b>	USD 10300
<b>Status :</b>	Moderate
<b>Payment Behaviour :</b>	Slow but correct
<b>Litigation :</b>	Clear
<b>Comments :</b>	<p>Subject was incorporated in the year 2013 and it is having moderate track records.</p> <p>For the financial year 2017, the company has increased its revenue from operations as compared to previous year and maintained average profitability margin of 4.27%.</p> <p>However, rating takes into consideration moderate financial profile of the company marked by low reserves level.</p> <p>Further, rating is constrained on account of short track records of business operations and intense competition from industry.</p> <p>Trade relations are reported to be fair. Business is active. Payment terms are slow but correct.</p> <p>In view of the aforesaid, the company can be considered for business dealings with some caution.</p>

**NOTES :**

Any query related to this report can be made on e-mail : [infodept@mirainform.com](mailto:infodept@mirainform.com) while quoting report number, name and date.

**ECGC Country Risk Classification List**

Country Name	Previous Rating (31.12.2017)	Current Rating (01.04.2018)
India	A1	A1

Risk Category	ECGC Classification
Insignificant	A1
Low Risk	A2
Moderately Low Risk	B1

**DISCLAIMER :** This Report is **PRIVATE & CONFIDENTIAL** and it is prepared at the request of and for its use by the Subscriber only. The Subscriber shall use the contents of the Report merely as an aid to its business. Mira Inform Private Limited ("MIPL") has collated information/data in the Report, which have not been verified unless otherwise specifically mentioned in the Report. The Subscriber shall independently verify the accuracy and correctness of the information/data before in any way acting upon the same. MIPL shall not be liable for any harm, injury, loss or damage caused to the Subscriber due to default by the Subscriber's debtors/beneficiaries in fulfilling their obligations of any nature whatsoever. This Report or any of its portion shall not be used as a documentary evidence or otherwise before any investigative agencies or forum of law. This Report is confidential and proprietary to MIPL. The Subscriber and/or any other person(s) may not reproduce, publish or disclose any of the contents of the Report to others without the express authorization of MIPL. This Report is prepared and issued to the Subscriber without any risk, responsibility or liability on the part of MIPL or its officials.

Moderate Risk	B2
Moderately High Risk	C1
High Risk	C2
Very High Risk	D

**RBI DEFAULTERS' LIST STATUS**

Subject's name is not enlisted as a defaulter in the publicly available RBI Defaulters' list.

**EPF (Employee Provident Fund) DEFAULTERS' LIST STATUS**

Subject's name is not enlisted as a defaulter in the publicly available EPF (Employee Provident Fund) Defaulters' list as of 31-03-2018.

**BIFR (Board for Industrial & Financial Reconstruction) LISTING STATUS**

Subject's name is not listed as a Sick Unit in the publicly available BIFR (Board for Industrial & Financial Reconstruction) list as of 04.07.2018

**IBBI (Insolvency and Bankruptcy Board of India) LISTING STATUS**

Subject's name is not listed in the publicly available IBBI (Insolvency and Bankruptcy Board of India) list as of report date.

**INFORMATION PARTED BY**

<b>Name :</b>	Mr. Ganesh Ramachandra Hegde
<b>Designation :</b>	Director
<b>Contact No.:</b>	91-9880674346
<b>Date :</b>	02.07.2018

**LOCATIONS**

<b>Registered Office :</b>	No.80/52, 2nd Floor, Dr. Rajkumar Road, 3rd Stage, Rajajinagar, Bangalore – 560010, Karnataka, India
<b>Tel. No.:</b>	Not Available
<b>Mobile No.:</b>	91-9880674346 (Mr. Ganesh Ramachandra Hegde)
<b>Fax No.:</b>	Not Available
<b>E-Mail :</b>	<a href="mailto:ed@hpatechind.com">ed@hpatechind.com</a> <a href="mailto:info@hpatechind.com">info@hpatechind.com</a>

**DISCLAIMER :** This Report is **PRIVATE & CONFIDENTIAL** and it is prepared at the request of and for its use by the Subscriber only. The Subscriber shall use the contents of the Report merely as an aid to its business. Mira Inform Private Limited ("MIPL") has collated information/data in the Report, which have not been verified unless otherwise specifically mentioned in the Report. The Subscriber shall independently verify the accuracy and correctness of the information/data before in any way acting upon the same. MIPL shall not be liable for any harm, injury, loss or damage caused to the Subscriber due to default by the Subscriber's debtors/beneficiaries in fulfilling their obligations of any nature whatsoever. This Report or any of its portion shall not be used as a documentary evidence or otherwise before any investigative agencies or forum of law. This Report is confidential and proprietary to MIPL. The Subscriber and/or any other person(s) may not reproduce, publish or disclose any of the contents of the Report to others without the express authorization of MIPL. This Report is prepared and issued to the Subscriber without any risk, responsibility or liability on the part of MIPL or its officials.

Website :	<a href="http://www.hpatechind.com">www.hpatechind.com</a>
Location :	Owned
Locality :	Industrial

**DIRECTORS**

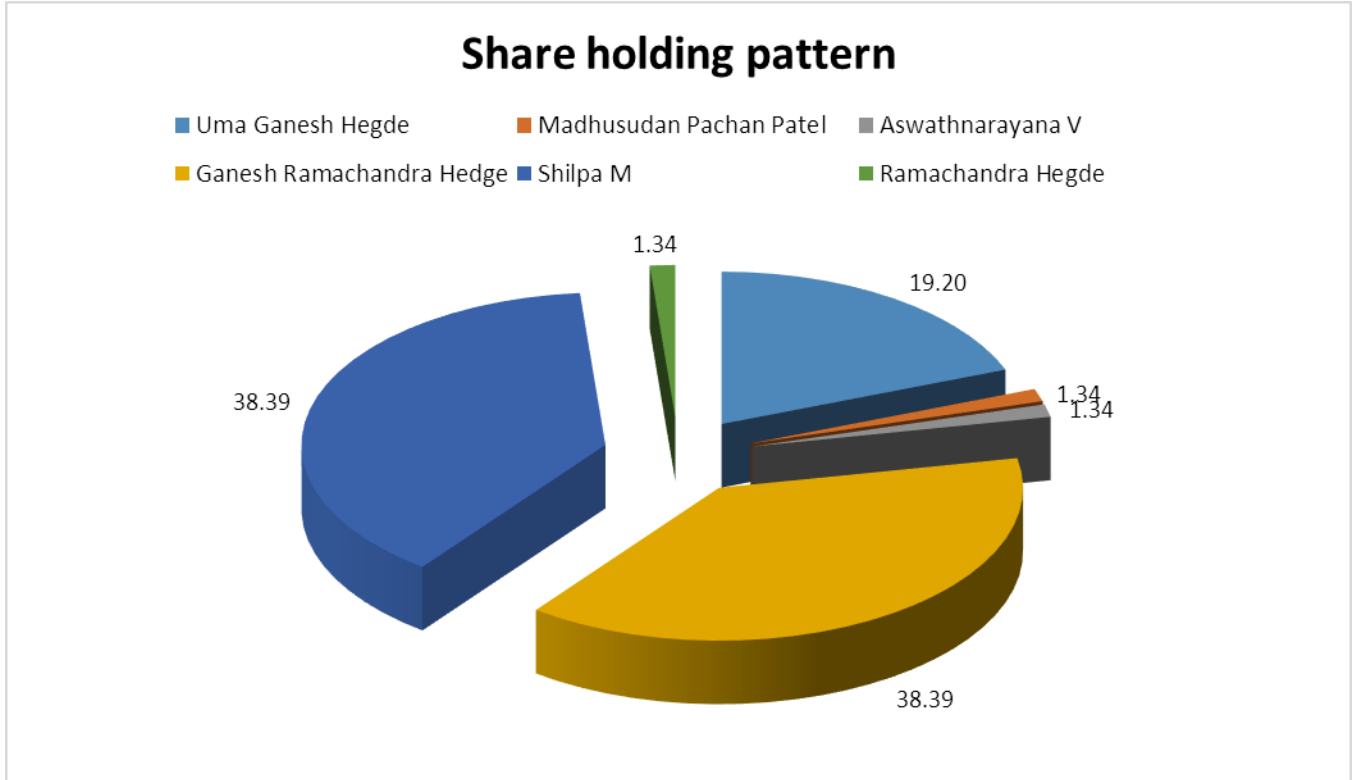
**As on 31.03.2018**

<b>Name :</b>	Ms. Uma Ganesh Hegde
<b>Designation :</b>	Director
<b>Address :</b>	Kilangi House, Kalmanja Belthangadi, Taluk: Dakshina, Kannada – 574228, Karnataka, India
<b>Date of Birth/Age :</b>	01.02.1982
<b>Date of Appointment :</b>	16.09.2013
<b>DIN No.:</b>	06646820
<b>Name :</b>	Mr. Ganesh Ramachandra Hegde
<b>Designation :</b>	Director
<b>Address :</b>	H.No.3-63, Kelengi House, Kandurbail Ujire Post, Belthangady, Taluk Dakshina, Kannada – 574228, Karnataka, India
<b>Date of Appointment :</b>	21.08.2014
<b>DIN No.:</b>	06675604

**MAJOR SHAREHOLDERS / SHAREHOLDING PATTERN**

**As on 31.03.2017**

<b>Names of Shareholders</b>	<b>No. of Shares</b>	<b>%age</b>
Uma Ganesh Hegde	50000	19.20
Madhusudan Pachan Patel	3500	1.34
Aswathnarayana V	3500	1.34
Ganesh Ramachandra Hedge	100000	38.39
Shilpa M	100000	38.39
Ramachandra Hegde	3500	1.34
<b>Total</b>	<b>260500</b>	<b>100.00</b>



**Equity Share Break up (Percentage of Total Equity)**

As on 29.09.2017

Category	Percentage
Promoters (Individual/Hindu Undivided Family-Indian)	21.88
Public/Other than promoters (Individual/Hindu Undivided Family-Indian)	78.12
<b>Total</b>	<b>100.00</b>

**BUSINESS DETAILS**

<b>Line of Business :</b>	Subject is engaged in construction activity like water proofing contractors and consultancy, roadworks, STP and ETP plants, etc. (Registered Activity and also Confirmed by management)	
<b>Products/ Services :</b>	<b>Item Code No.</b>	<b>Product/ Services Description</b>
	99531221	Commercial constructions
<b>Brand Names :</b>	Not Available	
<b>Agencies Held :</b>	Not Available	

**DISCLAIMER :** This Report is **PRIVATE & CONFIDENTIAL** and it is prepared at the request of and for its use by the Subscriber only. The Subscriber shall use the contents of the Report merely as an aid to its business. Mira Inform Private Limited ("MIPL") has collated information/data in the Report, which have not been verified unless otherwise specifically mentioned in the Report. The Subscriber shall independently verify the accuracy and correctness of the information/data before in any way acting upon the same. MIPL shall not be liable for any harm, injury, loss or damage caused to the Subscriber due to default by the Subscriber's debtors/beneficiaries in fulfilling their obligations of any nature whatsoever. This Report or any of its portion shall not be used as a documentary evidence or otherwise before any investigative agencies or forum of law. This Report is confidential and proprietary to MIPL. The Subscriber and/or any other person(s) may not reproduce, publish or disclose any of the contents of the Report to others without the express authorization of MIPL. This Report is prepared and issued to the Subscriber without any risk, responsibility or liability on the part of MIPL or its officials.

<b>Exports :</b>	Not Available
<b>Imports :</b>	Not Available
<b>Terms :</b>	
<b>Selling :</b>	Advance Payment, L/C, Cheque and Others (NEFT)
<b>Purchasing :</b>	Advance Payment, L/C, Cheque and Others (NEFT)

**PRODUCTION STATUS NOT AVAILABLE**

**GENERAL INFORMATION**

<b>Suppliers :</b>	<b>Reference :</b>	Not Divulged
	<b>Name of the Person :</b>	--
	<b>Contact No.:</b>	--
	<b>Since How Long Known :</b>	--
	<b>Maximum Limit Dealt :</b>	--
	<b>Experience :</b>	--
	<b>Remark:</b>	--
<b>Customers :</b>	Others (Contractors)	
	<b>Reference :</b>	Not Divulged
	<b>Name of the Person :</b>	--
	<b>Contact No.:</b>	--
	<b>Since How Long Known :</b>	--
	<b>Maximum Limit Dealt :</b>	--
	<b>Experience :</b>	--
<b>Remark:</b>	--	
<b>No. of Employees :</b>	25 (Approximately)	
<b>Bankers :</b>	<b>Bank Name</b>	Bank of Baroda
	<b>Branch</b>	Not Divulged
	<b>Person Name (With Designation)</b>	--
	<b>Contact Number</b>	--
	<b>Name of Account Holder</b>	--
	<b>Account Number</b>	--
	<b>Account Since (Date/Year of Account Opening)</b>	--
	<b>Average Balance Maintained (If Possible)</b>	--
	<b>Credit Facilities Enjoyed (If any)</b>	--

**DISCLAIMER :** This Report is **PRIVATE & CONFIDENTIAL** and it is prepared at the request of and for its use by the Subscriber only. The Subscriber shall use the contents of the Report merely as an aid to its business. Mira Inform Private Limited ("MIPL") has collated information/data in the Report, which have not been verified unless otherwise specifically mentioned in the Report. The Subscriber shall independently verify the accuracy and correctness of the information/data before in any way acting upon the same. MIPL shall not be liable for any harm, injury, loss or damage caused to the Subscriber due to default by the Subscriber's debtors/beneficiaries in fulfilling their obligations of any nature whatsoever. This Report or any of its portion shall not be used as a documentary evidence or otherwise before any investigative agencies or forum of law. This Report is confidential and proprietary to MIPL. The Subscriber and/or any other person(s) may not reproduce, publish or disclose any of the contents of the Report to others without the express authorization of MIPL. This Report is prepared and issued to the Subscriber without any risk, responsibility or liability on the part of MIPL or its officials.

	<b>Account Operation</b>	--
	<b>Remarks (If any)</b>	--

<b>Auditors :</b>	
<b>Name :</b>	Vanamali and Associates Chartered Accountants
<b>Address :</b>	374/35, 6th Cross, Wilson Garden, Bangalore – 560027, Karnataka, India
<b>Tel. No.:</b>	91-80-22249730
<b>E-Mail :</b>	<a href="mailto:vanamalims@rediffmail.com">vanamalims@rediffmail.com</a>
<b>Income-tax PAN of auditor or auditor's firm :</b>	AIMPS3588H
<b>Memberships :</b>	Not Available
<b>Collaborators :</b>	Not Available
<b>Associates/Subsidiaries :</b>	Not Divulged

**CAPITAL STRUCTURE**

**As on 29.09.2017**

**Authorised Capital :**

No. of Shares	Type	Value	Amount
450000	Equity Shares	INR 10/- each	INR 4.500 Million

**Issued, Subscribed & Paid-up Capital :**

No. of Shares	Type	Value	Amount
260500	Equity Shares	INR 10/- each	INR 2.605 Million

**FINANCIAL DATA**  
*[all figures are in INR Million]*

**ABRIDGED BALANCE SHEET**

<b>SOURCES OF FUNDS</b>	<b>31.03.2017</b>	<b>31.03.2016</b>	<b>31.03.2015</b>
<b>I. EQUITY AND LIABILITIES</b>			
(1) Shareholders' Funds			
(a) Share Capital	2.605	2.605	2.105
(b) Reserves & Surplus	0.996	0.397	0.133
(c) Money received against share warrants	0.000	0.000	0.000
(2) Share Application money pending allotment	0.000	0.000	0.000
<b>Total Shareholders' Funds (1) + (2)</b>	<b>3.601</b>	<b>3.002</b>	<b>2.238</b>
(3) Non-Current Liabilities			
(a) Long-term borrowings	1.269	1.503	0.035
(b) Deferred tax liabilities (Net)	0.000	0.000	0.001
(c) Other long term liabilities	0.000	0.000	0.000
(d) Long-term provisions	0.000	0.000	0.000
<b>Total Non-current Liabilities (3)</b>	<b>1.269</b>	<b>1.503</b>	<b>0.036</b>
(4) Current Liabilities			
(a) Short term borrowings	0.000	0.000	0.000
(b) Trade payables	2.755	2.158	0.323
(c) Other current liabilities	3.942	2.914	1.208
(d) Short-term provisions	0.000	0.000	0.009
<b>Total Current Liabilities (4)</b>	<b>6.697</b>	<b>5.072</b>	<b>1.540</b>
<b>TOTAL</b>	<b>11.567</b>	<b>9.577</b>	<b>3.814</b>
<b>II. ASSETS</b>			
(1) Non-current assets			
(a) Fixed Assets			
(i) Tangible assets	0.241	0.288	0.223
(ii) Intangible Assets	0.000	0.000	0.000
(iii) Capital work-in-progress	0.000	0.000	0.000
(iv) Intangible assets under development	0.000	0.000	0.000
(b) Non-current Investments	0.000	0.000	0.000
(c) Deferred tax assets (net)	0.025	0.008	0.000
(d) Long-term Loan and Advances	0.305	0.180	0.180
(e) Other Non-current assets	0.006	0.012	0.018
<b>Total Non-Current Assets</b>	<b>0.577</b>	<b>0.488</b>	<b>0.421</b>

**DISCLAIMER** : This Report is **PRIVATE & CONFIDENTIAL** and it is prepared at the request of and for its use by the Subscriber only. The Subscriber shall use the contents of the Report merely as an aid to its business. Mira Inform Private Limited ("MIPL") has collated information/data in the Report, which have not been verified unless otherwise specifically mentioned in the Report. The Subscriber shall independently verify the accuracy and correctness of the information/data before in any way acting upon the same. MIPL shall not be liable for any harm, injury, loss or damage caused to the Subscriber due to default by the Subscriber's debtors/beneficiaries in fulfilling their obligations of any nature whatsoever. This Report or any of its portion shall not be used as a documentary evidence or otherwise before any investigative agencies or forum of law. This Report is confidential and proprietary to MIPL. The Subscriber and/or any other person(s) may not reproduce, publish or disclose any of the contents of the Report to others without the express authorization of MIPL. This Report is prepared and issued to the Subscriber without any risk, responsibility or liability on the part of MIPL or its officials.

(2) Current assets			
(a) Current investments	0.000	0.000	0.000
(b) Inventories	3.441	2.743	1.722
(c) Trade receivables	4.611	5.785	1.423
(d) Cash and cash equivalents	2.885	0.521	0.248
(e) Short-term loans and advances	0.053	0.040	0.000
(f) Other current assets	0.000	0.000	0.000
<b>Total Current Assets</b>	<b>10.990</b>	<b>9.089</b>	<b>3.393</b>
<b>TOTAL</b>	<b>11.567</b>	<b>9.577</b>	<b>3.814</b>

**PROFIT & LOSS ACCOUNT**

	PARTICULARS	31.03.2017	31.03.2016	31.03.2015
	<b>SALES</b>			
	Income	14.037	9.691	3.058
	Other Income	0.001	0.000	0.000
	<b>TOTAL</b>	<b>14.038</b>	<b>9.691</b>	<b>3.058</b>
		(Due to business growth)		
<b>Less</b>	<b>EXPENSES</b>			
	Cost of Materials Consumed	5.962	3.634	1.111
	Purchases of Stock-in-Trade	0.121	0.000	0.000
	Changes in inventories of finished goods, work-in-progress and Stock-in-Trade	(0.819)	(1.010)	(1.354)
	Employees benefits expense	3.531	3.255	0.344
	Other expenses	4.180	3.378	2.837
	<b>TOTAL</b>	<b>12.975</b>	<b>9.257</b>	<b>2.938</b>
	<b>PROFIT/ (LOSS) BEFORE INTEREST, TAX, DEPRECIATION AND AMORTISATION</b>	<b>1.063</b>	<b>0.434</b>	<b>0.120</b>
<b>Less</b>	<b>FINANCIAL EXPENSES</b>	0.079	0.003	0.000
	<b>PROFIT / (LOSS) BEFORE TAX, DEPRECIATION AND AMORTISATION</b>	<b>0.984</b>	<b>0.431</b>	<b>0.120</b>
<b>Less/ Add</b>	<b>DEPRECIATION/ AMORTISATION</b>	0.115	0.083	0.011
	<b>PROFIT/ (LOSS) BEFORE TAX</b>	<b>0.869</b>	<b>0.348</b>	<b>0.109</b>
<b>Less</b>	<b>TAX</b>	0.269	0.084	0.060
	<b>PROFIT/ (LOSS) AFTER TAX</b>	<b>0.600</b>	<b>0.264</b>	<b>0.049</b>
	<b>Earnings / (Loss) Per Share (INR)</b>	<b>2.30</b>	<b>1.25</b>	<b>0.23</b>

**DISCLAIMER** : This Report is **PRIVATE & CONFIDENTIAL** and it is prepared at the request of and for its use by the Subscriber only. The Subscriber shall use the contents of the Report merely as an aid to its business. Mira Inform Private Limited ("MIPL") has collated information/data in the Report, which have not been verified unless otherwise specifically mentioned in the Report. The Subscriber shall independently verify the accuracy and correctness of the information/data before in any way acting upon the same. MIPL shall not be liable for any harm, injury, loss or damage caused to the Subscriber due to default by the Subscriber's debtors/beneficiaries in fulfilling their obligations of any nature whatsoever. This Report or any of its portion shall not be used as a documentary evidence or otherwise before any investigative agencies or forum of law. This Report is confidential and proprietary to MIPL. The Subscriber and/or any other person(s) may not reproduce, publish or disclose any of the contents of the Report to others without the express authorization of MIPL. This Report is prepared and issued to the Subscriber without any risk, responsibility or liability on the part of MIPL or its officials.

**CURRENT MATURITIES OF LONG TERM DEBT DETAILS**

Particulars	31.03.2017	31.03.2016	31.03.2015
Current Maturities of Long term debt	NA	NA	NA
Cash generated from operations	NA	NA	NA
Net cash flow from operating activity	NA	NA	NA

**KEY RATIOS**

**EFFICIENCY RATIOS**

PARTICULARS	31.03.2017	31.03.2016	31.03.2015
Average Collection Days (Sundry Debtors / Income * 365 Days)	119.90	217.89	169.85
Account Receivables Turnover (Income / Sundry Debtors)	3.04	1.68	2.15
Average Payment Days (Sundry Creditors / Purchases * 365 Days)	165.31	216.75	106.12
Inventory Turnover (Operating Income / Inventories)	0.31	0.16	0.07
Asset Turnover (Operating Income / Net Fixed Assets)	4.41	1.51	0.54

**LEVERAGE RATIOS**

PARTICULARS	31.03.2017	31.03.2016	31.03.2015
Debt Ratio ((Borrowing + Current Liabilities) / Total Assets)	0.69	0.69	0.41
Debt Equity Ratio (Total Liability / Networth)	0.35	0.50	0.02
Current Liabilities to Networth (Current Liabilities / Net Worth)	1.86	1.69	0.69
Fixed Assets to Networth (Net Fixed Assets / Networth)	0.07	0.10	0.10
Interest Coverage Ratio (PBIT / Financial Charges)	13.46	144.67	0.00

**DISCLAIMER** : This Report is **PRIVATE & CONFIDENTIAL** and it is prepared at the request of and for its use by the Subscriber only. The Subscriber shall use the contents of the Report merely as an aid to its business. Mira Inform Private Limited ("MIPL") has collated information/data in the Report, which have not been verified unless otherwise specifically mentioned in the Report. The Subscriber shall independently verify the accuracy and correctness of the information/data before in any way acting upon the same. MIPL shall not be liable for any harm, injury, loss or damage caused to the Subscriber due to default by the Subscriber's debtors/beneficiaries in fulfilling their obligations of any nature whatsoever. This Report or any of its portion shall not be used as a documentary evidence or otherwise before any investigative agencies or forum of law. This Report is confidential and proprietary to MIPL. The Subscriber and/or any other person(s) may not reproduce, publish or disclose any of the contents of the Report to others without the express authorization of MIPL. This Report is prepared and issued to the Subscriber without any risk, responsibility or liability on the part of MIPL or its officials.

**PROFITABILITY RATIOS**

PARTICULARS		31.03.2017	31.03.2016	31.03.2015
Net Profit Margin [(PAT / Sales) * 100]	%	4.27	2.72	1.60
Return on Total Assets ((PAT / Total Assets) * 100)	%	5.19	2.76	1.28
Return on Investment (ROI) ((PAT / Networth) * 100)	%	16.66	8.79	2.19

**SOLVENCY RATIOS**

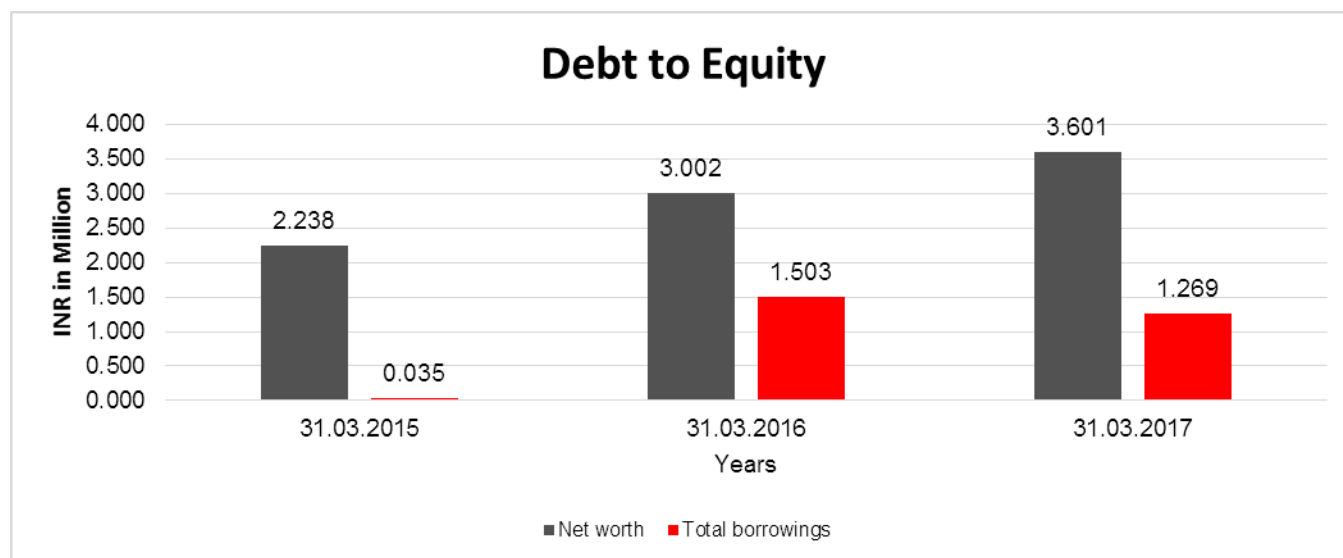
PARTICULARS		31.03.2017	31.03.2016	31.03.2015
Current Ratio (Current Assets / Current Liabilities)		1.64	1.79	2.20
Quick Ratio ((Current Assets – Inventories) / Current Liabilities)		1.13	1.25	1.09
G-Score Ratio Financial (Networth / Total Assets)		0.31	0.31	0.59
G-Score Ratio Debt (Debts / Equity Capital)		0.49	0.58	0.02
G-Score Ratio Liquidity (Total Current Assets / Total Current Liabilities)		1.64	1.79	2.20

*Total Liability = Short-term Debt + Long-term Debt + Current Maturities of Long-term debts*

**FINANCIAL ANALYSIS**  
*[all figures are in INR Million]*

**DEBT EQUITY RATIO**

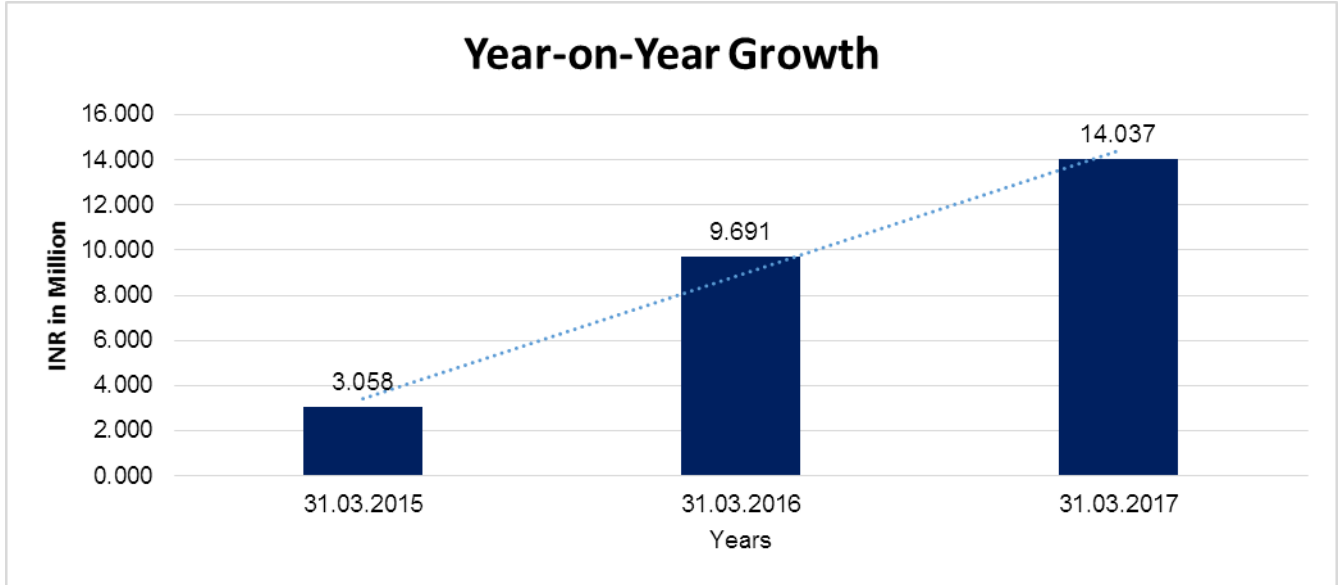
Particular	31.03.2015	31.03.2016	31.03.2017
	INR In Million	INR In Million	INR In Million
Share Capital	2.105	2.605	2.605
Reserves & Surplus	0.133	0.397	0.996
Money received against share warrants	0.000	0.000	0.000
Share Application money pending allotment	0.000	0.000	0.000
<b>Net worth</b>	<b>2.238</b>	<b>3.002</b>	<b>3.601</b>
long-term borrowings	0.035	1.503	1.269
Short term borrowings	0.000	0.000	0.000
<b>Total borrowings</b>	<b>0.035</b>	<b>1.503</b>	<b>1.269</b>
<b>Debt/Equity ratio</b>	<b>0.016</b>	<b>0.501</b>	<b>0.352</b>



**YEAR-ON-YEAR GROWTH**

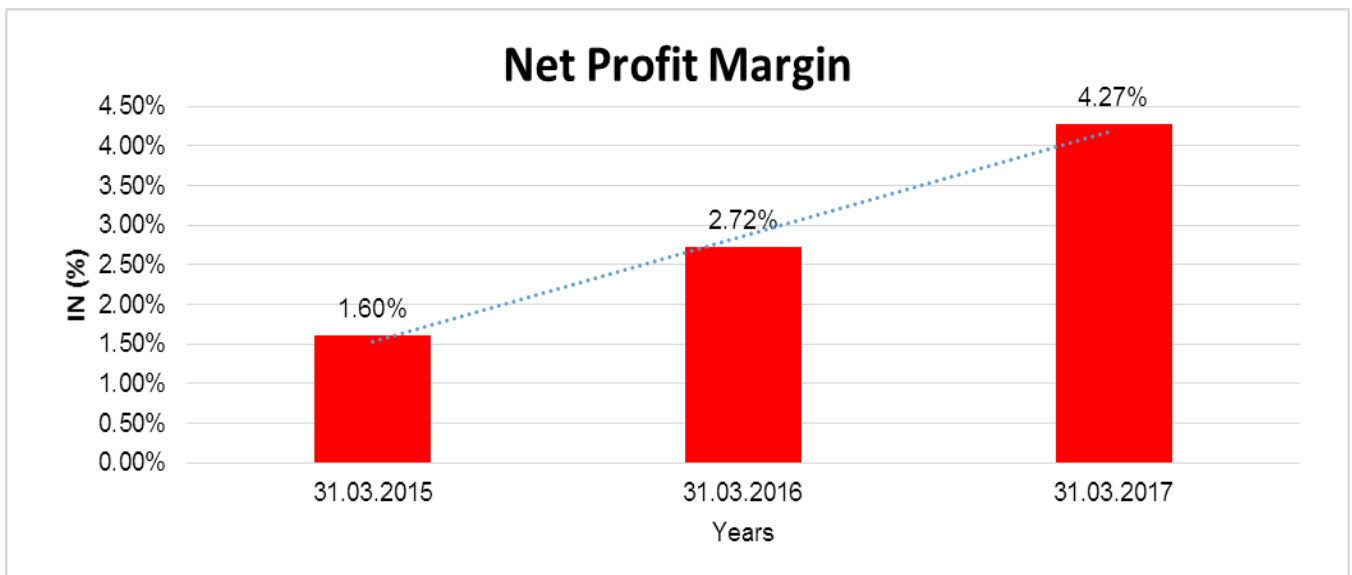
Year on Year Growth	31.03.2015	31.03.2016	31.03.2017
	INR In Million	INR In Million	INR In Million
Sales	3.058	9.691	14.037
		<b>216.906</b>	<b>44.846</b>

**DISCLAIMER** : This Report is **PRIVATE & CONFIDENTIAL** and it is prepared at the request of and for its use by the Subscriber only. The Subscriber shall use the contents of the Report merely as an aid to its business. Mira Inform Private Limited ("MIPL") has collated information/data in the Report, which have not been verified unless otherwise specifically mentioned in the Report. The Subscriber shall independently verify the accuracy and correctness of the information/data before in any way acting upon the same. MIPL shall not be liable for any harm, injury, loss or damage caused to the Subscriber due to default by the Subscriber's debtors/beneficiaries in fulfilling their obligations of any nature whatsoever. This Report or any of its portion shall not be used as a documentary evidence or otherwise before any investigative agencies or forum of law. This Report is confidential and proprietary to MIPL. The Subscriber and/or any other person(s) may not reproduce, publish or disclose any of the contents of the Report to others without the express authorization of MIPL. This Report is prepared and issued to the Subscriber without any risk, responsibility or liability on the part of MIPL or its officials.



**NET PROFIT MARGIN**

Net Profit Margin	31.03.2015	31.03.2016	31.03.2017
	INR In Million	INR In Million	INR In Million
Sales	3.058	9.691	14.037
Profit/(Loss)	0.049	0.264	0.600
	<b>1.60%</b>	<b>2.72%</b>	<b>4.27%</b>



**DISCLAIMER** : This Report is **PRIVATE & CONFIDENTIAL** and it is prepared at the request of and for its use by the Subscriber only. The Subscriber shall use the contents of the Report merely as an aid to its business. Mira Inform Private Limited ("MIPL") has collated information/data in the Report, which have not been verified unless otherwise specifically mentioned in the Report. The Subscriber shall independently verify the accuracy and correctness of the information/data before in any way acting upon the same. MIPL shall not be liable for any harm, injury, loss or damage caused to the Subscriber due to default by the Subscriber's debtors/beneficiaries in fulfilling their obligations of any nature whatsoever. This Report or any of its portion shall not be used as a documentary evidence or otherwise before any investigative agencies or forum of law. This Report is confidential and proprietary to MIPL. The Subscriber and/or any other person(s) may not reproduce, publish or disclose any of the contents of the Report to others without the express authorization of MIPL. This Report is prepared and issued to the Subscriber without any risk, responsibility or liability on the part of MIPL or its officials.

**LOCAL AGENCY FURTHER INFORMATION**

Sr. No.	Check list by info agents	Available in Report (Yes/No)
1	Year of establishment	Yes
2	Constitution of the entity -Incorporation details	Yes
3	Locality of the entity	Yes
4	Premises details	Yes
5	Buyer visit details	--
6	Contact numbers	Yes
7	Name of the person contacted	Yes
8	Designation of contact person	Yes
9	Promoter's background	Yes
10	Date of Birth of Proprietor / Partners / Directors	Yes
11	Pan Card No. of Proprietor / Partners	No
12	Voter Id Card No. of Proprietor / Partners	No
13	Type of business	Yes
14	Line of Business	Yes
15	Export/import details (if applicable)	No
16	No. of employees	Yes
17	Details of sister concerns	No
18	Major suppliers	No
19	Major customers	No
20	Banking Details	Yes
21	Banking facility details	No
22	Conduct of the banking account	--
23	Financials, if provided	Yes
24	Capital in the business	Yes
25	Last accounts filed at ROC, if applicable	Yes
26	Turnover of firm for last three years	Yes
27	Reasons for variation <> 20%	--
28	Estimation for coming financial year	No
29	Profitability for last three years	Yes
30	Major shareholders, if available	Yes
31	Litigations that the firm/promoter involved in	--
32	Market information	--
33	Payments terms	Yes
34	Negative Reporting by Auditors in the Annual Report	No

**BUSINESS OVERVIEW :**

The total income has increased to INR 14.000 Million compared to INR 9.690 Million, achieved in the previous year representing a growth of 44.84% over the previous year. The main expenditure item during the current year has been employee benefit expense of INR 3.530 Million and Depreciation of INR 0.114 Million.

**UNSECURED LOAN**

<b>PARTICULARS</b>	<b>31.03.2017 (INR in Million)</b>	<b>31.03.2016 (INR in Million)</b>
<b>Long-term Borrowings</b>		
Loans from Director		
From Others	1.269	1.503
<b>Total</b>	<b>1.269</b>	<b>1.503</b>

**INDEX OF CHARGES**

No Charges Exists for Company

**FIXED ASSETS**

- Computers
- Tools and Equipments
- Furniture and Fixtures

**CMT REPORT (Corruption, Money Laundering & Terrorism]**

The Public Notice information has been collected from various sources including but not limited to: **The Courts, India Prisons Service, Interpol, etc.**

**1] INFORMATION ON DESIGNATED PARTY**

No records exist designating subject or any of its beneficial owners, controlling shareholders or senior officers as terrorist or terrorist organization or whom notice had been received that all financial transactions involving their assets have been blocked or convicted, found guilty or against whom a judgement or order had been entered in a proceedings for violating money-laundering, anti-corruption or bribery or international economic or anti-terrorism sanction laws or whose assets were seized, blocked, frozen or ordered forfeited for violation of money laundering or international anti-terrorism laws.

**2] Court Declaration :**

No records exist to suggest that subject is or was the subject of any formal or informal allegations, prosecutions or other official proceeding for making any prohibited payments or other improper payments to government officials for engaging in prohibited transactions or with designated parties.

**3] Asset Declaration :**

No records exist to suggest that the property or assets of the subject are derived from criminal conduct or a prohibited transaction.

**4] Record on Financial Crime :**

Charges or conviction registered against subject: **None**

**5] Records on Violation of Anti-Corruption Laws :**

Charges or investigation registered against subject: **None**

**6] Records on Int'l Anti-Money Laundering Laws/Standards :**

Charges or investigation registered against subject: **None**

**7] Criminal Records**

No available information exist that suggest that subject or any of its principals have been formally charged or convicted by a competent governmental authority for any financial crime or under any formal investigation by a competent government authority for any violation of anti-corruption laws or international anti-money laundering laws or standard.

**8] Affiliation with Government :**

No record exists to suggest that any director or indirect owners, controlling shareholders, director, officer or employee of the company is a government official or a family member or close business associate of a Government official.

**9] Compensation Package :**

Our market survey revealed that the amount of compensation sought by the subject is fair and reasonable and comparable to compensation paid to others for similar services.

**10] Press Report :**

No press reports / filings exists on the subject.

**CORPORATE GOVERNANCE**

MIRA INFORM as part of its Due Diligence do provide comments on Corporate Governance to identify management and governance. These factors often have been predictive and in some cases have created vulnerabilities to credit deterioration.

Our Governance Assessment focuses principally on the interactions between a company's management, its Board of Directors, Shareholders and other financial stakeholders.

**CONTRAVENTION**

Subject is not known to have contravened any existing local laws, regulations or policies that prohibit, restrict or otherwise affect the terms and conditions that could be included in the agreement with the subject.

**FOREIGN EXCHANGE RATES**

Currency	Unit	INR
US Dollar	1	INR 68.69
UK Pound	1	INR 90.34
Euro	1	INR 80.02

**INFORMATION DETAILS**

Information Gathered by :	TJL
Analysis Done by :	PSD
Report Prepared by :	SUD

**SCORE FACTORS**

DEMERIT POINTS		
--BANK CHARGES	YES/NO	NO
--LITIGATION	YES/NO	NO
--OTHER ADVERSE INFORMATION	YES/NO	NO
MERIT POINTS		
--SOLE DISTRIBUTORSHIP	YES/NO	NO
--EXPORT ACTIVITIES	YES/NO	NO
--AFFILIATION	YES/NO	NO
--LISTED	YES/NO	NO
--OTHER MERIT FACTORS	YES/NO	YES

**RATING EXPLANATIONS**

Credit Rating	Explanation	Rating Comments
A++	Minimum Risk	Business dealings permissible with minimum risk of default
A+	Low Risk	Business dealings permissible with low risk of default
A	Acceptable Risk	Business dealings permissible with moderate risk of default
B	Medium Risk	Business dealings permissible on a regular monitoring basis
C	Medium High Risk	Business dealings permissible preferably on secured basis
D	High Risk	Business dealing not recommended or on secured terms only
NB	New Business	No recommendation can be done due to business in infancy stage
NT	No Trace	No recommendation can be done as the business is not traceable

NB is stated where there is insufficient information to facilitate rating. However, it is not to be considered as unfavourable.

This score serves as a reference to assess SC's credit risk and to set the amount of credit to be extended. It is calculated from a composite of weighted scores obtained from each of the major sections of this report. The assessed factors are as follows:

- Financial condition covering various ratios
- Company background and operations size
- Promoters / Management background
- Payment record
- Litigation against the subject
- Industry scenario / competitor analysis
- Supplier / Customer / Banker review (wherever available)

**DISCLAIMER** : This Report is **PRIVATE & CONFIDENTIAL** and it is prepared at the request of and for its use by the Subscriber only. The Subscriber shall use the contents of the Report merely as an aid to its business. Mira Inform Private Limited ("MIPL") has collated information/data in the Report, which have not been verified unless otherwise specifically mentioned in the Report. The Subscriber shall independently verify the accuracy and correctness of the information/data before in any way acting upon the same. MIPL shall not be liable for any harm, injury, loss or damage caused to the Subscriber due to default by the Subscriber's debtors/beneficiaries in fulfilling their obligations of any nature whatsoever. This Report or any of its portion shall not be used as a documentary evidence or otherwise before any investigative agencies or forum of law. This Report is confidential and proprietary to MIPL. The Subscriber and/or any other person(s) may not reproduce, publish or disclose any of the contents of the Report to others without the express authorization of MIPL. This Report is prepared and issued to the Subscriber without any risk, responsibility or liability on the part of MIPL or its officials.