

MIRA INFORM REPORT

Report No. :	517591
Report Date :	03.07.2018

IDENTIFICATION DETAILS

Name :	J K INVESTORS (BOMBAY) LIMITED
Registered Office :	New Hind House, Narrottam, Moraji Marg, Ballard Estate, Mumbai-400001, Maharashtra
Tel. No.:	91-22-66046000/ 22686000
Country :	India
Financials (as on) :	31.03.2017
Date of Incorporation :	27.10.1945
CIN No.: [Company Identification No.]	U67120MH1945PLC004603
Capital Investment / Paid-up Capital :	INR 16.867 Million
PAN No.: [Permanent Account No.]	AAACJ2089D
GSTN : [Goods & Service Tax Registration No.]	27AAACJ2089D1ZQ
Legal Form :	A Closely Held Public Limited Liability Company
Line of Business :	Trader of Fabric. [Registered Activity]
No. of Employees :	Not Divulged

RATING & COMMENTS

(Mira Inform has adopted New Rating mechanism w.e.f. 23rd January 2017)

MIRA's Rating :	A+
------------------------	-----------

Credit Rating	Explanation	Rating Comments
A+	Low Risk	Business dealings permissible with low risk of default

DISCLAIMER : This Report is **PRIVATE & CONFIDENTIAL** and it is prepared at the request of and for its use by the Subscriber only. The Subscriber shall use the contents of the Report merely as an aid to its business. Mira Inform Private Limited ("MIPL") has collated information/data in the Report, which have not been verified unless otherwise specifically mentioned in the Report. The Subscriber shall independently verify the accuracy and correctness of the information/data before in any way acting upon the same. MIPL shall not be liable for any harm, injury, loss or damage caused to the Subscriber due to default by the Subscriber's debtors/beneficiaries in fulfilling their obligations of any nature whatsoever. This Report or any of its portion shall not be used as a documentary evidence or otherwise before any investigative agencies or forum of law. This Report is confidential and proprietary to MIPL. The Subscriber and/or any other person(s) may not reproduce, publish or disclose any of the contents of the Report to others without the express authorization of MIPL. This Report is prepared and issued to the Subscriber without any risk, responsibility or liability on the part of MIPL or its officials.

Maximum Credit Limit :	USD 10375000
Status :	Good
Payment Behaviour :	Regular
Litigation :	Clear
Comments :	<p>Subject is a subsidiary of "Smart Advisory and Finserve Private Limited" and was incorporated in the year 1945. It is having good track records.</p> <p>For the financial year 2017, the company has increased its revenue from operation as compared to previous year and maintained decent profit margin of 5.25%.</p> <p>Rating takes into consideration sound financial profile of the company marked by healthy network base and debt free balance sheet.</p> <p>Further, the company also derives strength from its strong holding company support, long standing track records of business operation and market position and improvement in the revenue profile during the year.</p> <p>Business is active. Trade relations are fair. Payment terms are seems to be regular.</p> <p>In view of aforesaid, the company can be considered good for normal business dealings at usual trade terms and conditions.</p>

NOTES :

Any query related to this report can be made on e-mail : infodept@mirainform.com while quoting report number, name and date.

ECGC Country Risk Classification List

Country Name	Previous Rating (31.12.2017)	Current Rating (01.04.2018)
India	A1	A1

Risk Category	ECGC Classification
Insignificant	A1
Low Risk	A2
Moderately Low Risk	B1
Moderate Risk	B2
Moderately High Risk	C1

DISCLAIMER : This Report is **PRIVATE & CONFIDENTIAL** and it is prepared at the request of and for its use by the Subscriber only. The Subscriber shall use the contents of the Report merely as an aid to its business. Mira Inform Private Limited ("MIPL") has collated information/data in the Report, which have not been verified unless otherwise specifically mentioned in the Report. The Subscriber shall independently verify the accuracy and correctness of the information/data before in any way acting upon the same. MIPL shall not be liable for any harm, injury, loss or damage caused to the Subscriber due to default by the Subscriber's debtors/beneficiaries in fulfilling their obligations of any nature whatsoever. This Report or any of its portion shall not be used as a documentary evidence or otherwise before any investigative agencies or forum of law. This Report is confidential and proprietary to MIPL. The Subscriber and/or any other person(s) may not reproduce, publish or disclose any of the contents of the Report to others without the express authorization of MIPL. This Report is prepared and issued to the Subscriber without any risk, responsibility or liability on the part of MIPL or its officials.

High Risk	C2
Very High Risk	D

EXTERNAL AGENCY RATING

NOT AVAILABLE

RBI DEFAULTERS' LIST STATUS

Subject's name is not enlisted as a defaulter in the publicly available RBI Defaulters' list.

EPF (Employee Provident Fund) DEFAULTERS' LIST STATUS

Subject's name is not enlisted as a defaulter in the publicly available EPF (Employee Provident Fund) Defaulters' list as of 31-03-2018.

BIFR (Board for Industrial & Financial Reconstruction) LISTING STATUS

Subject's name is not listed as a Sick Unit in the publicly available BIFR (Board for Industrial & Financial Reconstruction) list as of 03.07.2018.

IBBI (Insolvency and Bankruptcy Board of India) LISTING STATUS

Subject's name is not listed in the publicly available IBBI (Insolvency and Bankruptcy Board of India) list as of report date.

INFORMATION DECLINED

MANAGEMENT NON-COOPERATIVE

[Contact No: 91-22-22686000]

Given number [+91-22-25667462] does not exist

LOCATIONS

Registered Office :	New Hind House, Narrottam, Moraji Marg, Ballard Estate, Mumbai-400001, Maharashtra, India
Tel. No.:	91-22-66046000/ 22686000
Fax No.:	Not Available

DISCLAIMER : This Report is **PRIVATE & CONFIDENTIAL** and it is prepared at the request of and for its use by the Subscriber only. The Subscriber shall use the contents of the Report merely as an aid to its business. Mira Inform Private Limited ("MIPL") has collated information/data in the Report, which have not been verified unless otherwise specifically mentioned in the Report. The Subscriber shall independently verify the accuracy and correctness of the information/data before in any way acting upon the same. MIPL shall not be liable for any harm, injury, loss or damage caused to the Subscriber due to default by the Subscriber's debtors/beneficiaries in fulfilling their obligations of any nature whatsoever. This Report or any of its portion shall not be used as a documentary evidence or otherwise before any investigative agencies or forum of law. This Report is confidential and proprietary to MIPL. The Subscriber and/or any other person(s) may not reproduce, publish or disclose any of the contents of the Report to others without the express authorization of MIPL. This Report is prepared and issued to the Subscriber without any risk, responsibility or liability on the part of MIPL or its officials.

E-Mail :	priti.alkari@raymond.in
Corporate Office :	P.O. Jekegram, Pokharan Road No. 1, Thane (West)-400606, Maharashtra, India
Tel. No.:	91-22-61527000
Fax No.:	91-22-25343055

DIRECTORS

AS ON: 31.03.2018

Name :	Mr. Parthiv Tanil Kilachand
Designation :	Director
Address :	95, Nepean Sea Road, Malabar Hill, Mumbai-400006, Maharashtra, India
Date of Birth/Age :	27.03.1967
Qualification :	B Sc, Electrical Engg.
Date of Appointment :	29.06.2015
PAN No.:	AABPK5398J
DIN No.:	00005516

Other Directorship :

CIN/FCRN	Company Name	Begin Date	End Date
L21308GJ1989PLC012743	GUJARAT POLY ELECTRONICS LIMITED	11/03/1992	-
L24100MH1955PLC009663	POLYCHEM LIMITED	27/07/2012	-
U17110MH1950PLC007979	GINNERS AND PRESSERS LIMITED	14/08/1997	-
U24110MH1999PTC119904	CONNELL BROS COMPANY (INDIA) PRIVATE LIMITED	30/09/2017	-
U51900MH1994PTC078663	RASAYANI TRADERS PRIVATE LIMITED	30/06/1994	-
U51900MH1995PLC087924	SUN TAN TRADING COMPANY LIMITED	01/04/2014	-
U51900MH1996PTC098655	DELMAR TRADING COMPANY PRIVATE LIMITED	29/09/2016	-
U51900MH1997PTC105312	HIGHCLASS TRADING PRIVATE LIMITED	01/08/1997	-
U65920MH1983PTC031611	MASUMA TRADECORP PRIVATE LIMITED	14/12/2001	-
U65920MH1983PTC031612	VIRSUN INVESTMENTS PVT LTD	14/12/2001	-

Name :	Mr. Gautam Hari Singhania
Designation :	Director
Address :	J.K.House, 59a, Bhulabhai Desai Road, Mumbai-400026, Maharashtra, India
Date of Birth/Age :	09.09.1965
Qualification :	B.Com
Date of Appointment :	11.08.1992
PAN No.:	AAFPS1651J
DIN No.:	00020088

Other Directorship :

CIN/FCRN	Company Name	Begin Date	End Date
----------	--------------	------------	----------

DISCLAIMER : This Report is **PRIVATE & CONFIDENTIAL** and it is prepared at the request of and for its use by the Subscriber only. The Subscriber shall use the contents of the Report merely as an aid to its business. Mira Inform Private Limited ("MIPL") has collated information/data in the Report, which have not been verified unless otherwise specifically mentioned in the Report. The Subscriber shall independently verify the accuracy and correctness of the information/data before in any way acting upon the same. MIPL shall not be liable for any harm, injury, loss or damage caused to the Subscriber due to default by the Subscriber's debtors/beneficiaries in fulfilling their obligations of any nature whatsoever. This Report or any of its portion shall not be used as a documentary evidence or otherwise before any investigative agencies or forum of law. This Report is confidential and proprietary to MIPL. The Subscriber and/or any other person(s) may not reproduce, publish or disclose any of the contents of the Report to others without the express authorization of MIPL. This Report is prepared and issued to the Subscriber without any risk, responsibility or liability on the part of MIPL or its officials.

L17117MH1925PLC001208	RAYMOND LIMITED	01/07/2009	-
U01100MH2004PTC150094	AVANI AGRICULTURAL FARMS PRIVATE LIMITED	24/12/2004	-
U17115MH2006PTC162450	RAYMOND UCO DENIM PRIVATE LIMITED	08/08/2006	-
U18109MH2006PLC262077	RAYMOND APPAREL LIMITED	28/07/2011	-
U24241MH1990PTC055034	SILVER SOAPS PRIVATE LIMITED	16/10/1992	-
U40100MH1997PLC106133	AQUALINE MARINE INDIA LIMITED	25/02/1997	-
U51109MH1948PLC006460	RAYMOND APPAREL LIMITED	30/03/1993	-
U67120MH1990PTC133784	SMART ADVISORY AND FINSERVE PRIVATE LIMITED	04/09/2015	-
U72900MH2000PLC127831	SILVER SPARK APPAREL LIMITED	20/07/2000	-

Name :	Mr. Nawaz Gautam Singhania
Designation :	Director
Address :	J.K. House, 59 Bhulabhai Desai Road, Cambala Hill, Mumbai-400026, Maharashtra, India
Date of Birth/Age :	05.11.1969
Qualification :	BA in Arts & Post graduate in Law
Date of Appointment :	29.06.2015
PAN No.:	AFGPM2417N
DIN No.:	00863174

Other Directorship :

CIN/FCRN	Company Name	Begin Date	End Date
L17117MH1925PLC001208	RAYMOND LIMITED	10/06/2014	-
U67120MH1990PTC133784	SMART ADVISORY AND FINSERVE PRIVATE LIMITED	23/10/2017	-
U67190MH1997PTC108564	ROYAL PROFESSIONAL SERVICES PRIVATE LIMITED	19/01/2004	-
U67190MH1997PTC108565	PROSPECT PROFESSIONAL SERVICES PRIVATE LIMITED	19/01/2004	-
U74110MH1991PTC061393	MULTI PROFESSIONAL SERVICES PRIVATE LIMITED	25/04/1991	-
U74110MH1997PTC109365	APEX PROFESSIONAL SERVICES PRIVATE LIMITED	11/07/1997	-
U74110MH1997PTC109366	SUPREME PROFESSIONAL SERVICES PRIVATE LIMITED	11/07/1997	-
U74140MH1997PTC108566	STANDARD PROFESSIONAL SERVICES PRIVATE LIMITED	19/01/2004	-
U85110MH2007PTC171500	BODY BASIC HEALTH CARE PRIVATE LIMITED	09/06/2007	-

Name :	Mr. Shantilal Pokharna
Designation :	Director
Address :	A Wing Flat No. 1801/1802, Neelkanth Heights, Girija Towers, Pokharan Road, No.2., Thane-400606, Maharashtra, India
Date of Birth/Age :	26.09.1953
Qualification :	Chartered Accountant

Date of Appointment :	25.10.2016		
DIN No.:	01289850		
Other Directorship :			
CIN/FCRN	Company Name	Begin Date	End Date
L67120MH1976PLC018836	PEOPLE'S INVESTMENT LIMITED	20/10/2011	-
U01100MH2004PTC150094	AVANI AGRICULTURAL FARMS PRIVATE LIMITED	17/07/2017	-
U01400MH2012PTC236592	APARAJITA FARMING PRIVATE LIMITED	08/10/2012	-
U01403MH2012PTC236595	BISHEN FARMING PRIVATE LIMITED	08/10/2012	-
U01403MH2012PTC236697	ARUNDHATI FARMING PRIVATE LIMITED	11/10/2012	-
U01403MH2012PTC236722	BRIJESH FARMING PRIVATE LIMITED	11/10/2012	-
U01403MH2012PTC236740	ASIM FARMING PRIVATE LIMITED	12/10/2012	-
U51311MH1972GAP016172	INDIAN WOOLLEN MILLS' FEDERATION	29/09/2005	-
U51900MH1946PLC005014	IMPEX (INDIA) LIMITED	29/09/2008	-
U65990MH1974PLC017304	POLAR INVESTMENTS LIMITED	20/10/2011	-
Name :	Mr. Ashish Shrikant Sawkar		
Designation :	Director		
Address :	Flat No. 172/173, Enterprise Apartment Forjet Hill Road, Tardeo, Mumbai-400036, Maharashtra, India		
Date of Birth/Age :	27.11.1960		
Qualification :	MBBS		
Date of Appointment :	20.07.2016		
PAN No.:	AJRPS4760R		
DIN No.:	07543378		

MAJOR SHAREHOLDERS / SHAREHOLDING PATTERN

AS ON: 31.03.2017

NOTE: SHAREHOLDING DETAILS FILE ATTACHED

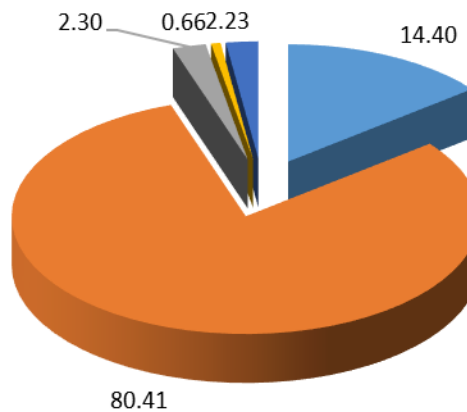
AS ON: 04.07.2017

Equity Share Breakup	Percentage of Holding
Category	
Promoters – Individual/ Hindu Undivided Family – Indian	14.40
Promoters – Body Corporate	80.41
Promoters – Others [Trust]	2.30
Public/Other than promoters – Individual/ Hindu Undivided Family – Indian	0.66
Public/Other than promoters - Body Corporate	2.23
Total	100.00

DISCLAIMER : This Report is **PRIVATE & CONFIDENTIAL** and it is prepared at the request of and for its use by the Subscriber only. The Subscriber shall use the contents of the Report merely as an aid to its business. Mira Inform Private Limited ("MIPL") has collated information/data in the Report, which have not been verified unless otherwise specifically mentioned in the Report. The Subscriber shall independently verify the accuracy and correctness of the information/data before in any way acting upon the same. MIPL shall not be liable for any harm, injury, loss or damage caused to the Subscriber due to default by the Subscriber's debtors/beneficiaries in fulfilling their obligations of any nature whatsoever. This Report or any of its portion shall not be used as a documentary evidence or otherwise before any investigative agencies or forum of law. This Report is confidential and proprietary to MIPL. The Subscriber and/or any other person(s) may not reproduce, publish or disclose any of the contents of the Report to others without the express authorization of MIPL. This Report is prepared and issued to the Subscriber without any risk, responsibility or liability on the part of MIPL or its officials.

Share holding pattern

- Promoters – Individual/ Hindu Undivided Family – Indian
- Promoters – Body Corporate
- Promoters – Others [Trust]
- Public/Other than promoters – Individual/ Hindu Undivided Family – Indian
- Public/Other than promoters - Body Corporate



BUSINESS DETAILS

Line of Business :	Trader of Fabric. [Registered Activity]	
Products/ Services :	ITC Code No.	Product Descriptions
	65050000	Fabric For Shirts
Brand Names :	Not Available	
Agencies Held :	Not Available	
Exports :	Not Divulged	
Imports :	Not Divulged	
Terms :		

DISCLAIMER : This Report is **PRIVATE & CONFIDENTIAL** and it is prepared at the request of and for its use by the Subscriber only. The Subscriber shall use the contents of the Report merely as an aid to its business. Mira Inform Private Limited ("MIPL") has collated information/data in the Report, which have not been verified unless otherwise specifically mentioned in the Report. The Subscriber shall independently verify the accuracy and correctness of the information/data before in any way acting upon the same. MIPL shall not be liable for any harm, injury, loss or damage caused to the Subscriber due to default by the Subscriber's debtors/beneficiaries in fulfilling their obligations of any nature whatsoever. This Report or any of its portion shall not be used as a documentary evidence or otherwise before any investigative agencies or forum of law. This Report is confidential and proprietary to MIPL. The Subscriber and/or any other person(s) may not reproduce, publish or disclose any of the contents of the Report to others without the express authorization of MIPL. This Report is prepared and issued to the Subscriber without any risk, responsibility or liability on the part of MIPL or its officials.

Selling :	Not Divulged
Purchasing :	Not Divulged

PRODUCTION STATUS: (NOT AVAILABLE)

GENERAL INFORMATION

Suppliers :	Reference:	Not Divulged
	Name of the Person (Designation):	--
	Contact Number:	--
	Since how long known:	--
	Maximum limit dealt:	--
	Experience:	--
	Remark	--
Customers :	Reference:	Not Divulged
	Name of the Person (Designation):	--
	Contact Number:	--
	Since how long known:	--
	Maximum limit dealt:	--
	Experience:	--
	Remark	--
No. of Employees :	Not Divulged	
Bankers :	Bank Name:	Not Divulged
	Branch:	Not Divulged
	Person Name (with Designation):	--
	Contact Number:	--
	Name of Account Holder:	--
	Account Number:	--
	Account Since (Date/ Year of A/c Opening):	--
	Average Balance Maintained (Optional):	--
	Credit Facilities Enjoyed (CC/OD/Term Loan):	--
	Account Operation:	--
Remarks:	--	
Facilities :	---	

Auditors :	
Name :	V.B. Dalal and Company Chartered Accountants
Address :	307, Dhanraj Industrial Estate, S.J. Marg, Shah-Nahar Compound, Lower Parel, Mumbai-400013, Maharashtra, India
PAN No.:	AAGPD5056R
Memberships :	Not Available
Collaborators :	Not Available
Holding Company :	Smart Advisory and Finserve Private Limited, India [U67120MH1990PTC133784]
Fellow Subsidiary Companies :	<ul style="list-style-type: none"> • Raymond Luxury Cottons Limited, India [U17120MH2004PLC149276] • Raymond Apparel Limited, India [U51109MH1948PLC006460] • Color Plus Fashions Limited, India [U51102MH1987PLC260720]
Subsidiary Company :	Tiger Travels and Tours Limited, India [U67120MH1984PLC032565]
Associate Companies :	<ul style="list-style-type: none"> • Raymond Limited, India [L17117MH1925PLC001208] • Impex (India) Limited, India [U51900MH1946PLC005014] • J.K. Investo Trade (India) Limited, India [U99999MH1947PLC005735]

CAPITAL STRUCTURE

AS ON: 04.07.2017

Authorised Capital :

No. of Shares	Type	Value	Amount
198065	Equity Shares	INR 100/- each	INR 19.807 Million
1935	Preference Shares	INR 100/- each	INR 0.193 Million
	Total		INR 20.000 Million

Issued Capital :

No. of Shares	Type	Value	Amount
168846	Equity Shares	INR 100/- each	INR 16.885 Million

Subscribed & Paid-up Capital :

No. of Shares	Type	Value	Amount
168644	Equity Shares	INR 100/- each	INR 16.864 Million

AS ON: 31.03.2017

Authorised Capital :

No. of Shares	Type	Value	Amount
198070	Equity Shares	INR 100/- each	INR 19.807 Million
1930	Preference Shares	INR 100/- each	INR 0.193 Million
	Total		INR 20.000 Million

Issued Capital :

No. of Shares	Type	Value	Amount
168850	Equity Shares	INR 100/- each	INR 16.885 Million

Subscribed & Paid-up Capital :

No. of Shares	Type	Value	Amount
168650	Equity Shares	INR 100/- each	INR 16.865 Million
	Add: Forfeited Shares		INR 0.002 Million
			INR 16.867 Million

DISCLAIMER : This Report is **PRIVATE & CONFIDENTIAL** and it is prepared at the request of and for its use by the Subscriber only. The Subscriber shall use the contents of the Report merely as an aid to its business. Mira Inform Private Limited ("MIPL") has collated information/data in the Report, which have not been verified unless otherwise specifically mentioned in the Report. The Subscriber shall independently verify the accuracy and correctness of the information/data before in any way acting upon the same. MIPL shall not be liable for any harm, injury, loss or damage caused to the Subscriber due to default by the Subscriber's debtors/beneficiaries in fulfilling their obligations of any nature whatsoever. This Report or any of its portion shall not be used as a documentary evidence or otherwise before any investigative agencies or forum of law. This Report is confidential and proprietary to MIPL. The Subscriber and/or any other person(s) may not reproduce, publish or disclose any of the contents of the Report to others without the express authorization of MIPL. This Report is prepared and issued to the Subscriber without any risk, responsibility or liability on the part of MIPL or its officials.

FINANCIAL DATA
[all figures are in INR Million]

ABRIDGED BALANCE SHEET [STANDALONE]

SOURCES OF FUNDS	31.03.2017	31.03.2016	31.03.2015
I. EQUITY AND LIABILITIES			
(1) Shareholders' Funds			
(a) Share Capital	16.867	16.867	16.867
(b) Reserves and Surplus	3614.333	3390.259	3127.063
(c) Money received against share warrants	0.000	0.000	0.000
(2) Share Application money pending allotment	0.000	0.000	0.000
Total Shareholders' Funds (1) + (2)	3631.200	3407.126	3143.930
(3) Non-Current Liabilities			
(a) long-term borrowings	0.000	0.000	0.000
(b) Deferred tax liabilities (Net)	1.269	0.000	0.000
(c) Other long-term liabilities	0.000	0.000	0.000
(d) long-term provisions	9.897	8.128	7.873
Total Non-current Liabilities (3)	11.166	8.128	7.873
(4) Current Liabilities			
(a) Short-term borrowings	0.000	0.000	0.000
(b) Trade payables	913.144	636.425	510.429
(c) Other current liabilities	297.083	297.567	298.828
(d) Short-term provisions	8.481	9.624	7.490
Total Current Liabilities (4)	1218.708	943.616	816.747
TOTAL	4861.074	4358.870	3968.550
II. ASSETS			
(1) Non-current assets			
(a) Fixed Assets			
(i) Tangible assets	784.181	201.617	108.200
(ii) Intangible Assets	1.078	1.081	2.044
(iii) Tangible assets capital work-in-progress	16.385	105.438	97.489
(iv) Intangible assets under development	0.000	0.000	0.000
(b) Non-current Investments	2544.964	2325.972	2072.216
(c) Deferred tax assets (net)	0.000	0.664	2.204
(d) Long-term loans and advances	37.309	113.749	30.344
(e) Other Non-current assets	0.000	0.000	0.000
Total Non-Current Assets	3383.917	2748.521	2312.497

DISCLAIMER : This Report is **PRIVATE & CONFIDENTIAL** and it is prepared at the request of and for its use by the Subscriber only. The Subscriber shall use the contents of the Report merely as an aid to its business. Mira Inform Private Limited ("MIPL") has collated information/data in the Report, which have not been verified unless otherwise specifically mentioned in the Report. The Subscriber shall independently verify the accuracy and correctness of the information/data before in any way acting upon the same. MIPL shall not be liable for any harm, injury, loss or damage caused to the Subscriber due to default by the Subscriber's debtors/beneficiaries in fulfilling their obligations of any nature whatsoever. This Report or any of its portion shall not be used as a documentary evidence or otherwise before any investigative agencies or forum of law. This Report is confidential and proprietary to MIPL. The Subscriber and/or any other person(s) may not reproduce, publish or disclose any of the contents of the Report to others without the express authorization of MIPL. This Report is prepared and issued to the Subscriber without any risk, responsibility or liability on the part of MIPL or its officials.

(2) Current assets			
(a) Current investments	324.175	719.114	875.910
(b) Inventories	288.852	236.488	185.387
(c) Trade receivables	699.443	524.217	497.407
(d) Cash and bank balances	0.987	18.802	53.558
(e) Short-term loans and advances	122.570	42.342	18.565
(f) Other current assets	41.130	69.386	25.226
Total Current Assets	1477.157	1610.349	1656.053
TOTAL	4861.074	4358.870	3968.550

PROFIT & LOSS ACCOUNT

	PARTICULARS	31.03.2017	31.03.2016	31.03.2015
	SALES			
	Total Revenue from operations	4265.618	3990.922	3551.953
	Other Income	136.078	138.633	117.750
	TOTAL	4401.696	4129.555	3669.703
Less	EXPENSES			
	Purchases of Stock-in-Trade	3740.825	3507.133	2671.195
	Changes in inventories of finished goods, work-in-progress and Stock-in-Trade	(38.135)	(58.017)	417.101
	Employee benefit expense	59.359	41.106	36.434
	CSR expenditure	6.196	0.000	8.000
	Other expenses	282.556	255.905	226.335
	Extraordinary items	0.000	0.000	0.311
	TOTAL	4050.801	3746.127	3359.376
	PROFIT/ (LOSS) BEFORE INTEREST, TAX, DEPRECIATION AND AMORTISATION	350.895	383.428	310.327
Less	FINANCIAL EXPENSES	0.000	0.000	1.901
	PROFIT / (LOSS) BEFORE TAX, DEPRECIATION AND AMORTISATION	350.895	383.428	308.426
Less/ Add	DEPRECIATION/ AMORTISATION	36.635	13.832	9.760
	PROFIT/ (LOSS) BEFORE TAX	314.260	369.596	298.666
Less	TAX	90.186	106.400	83.200
	PROFIT/ (LOSS) AFTER TAX	224.074	263.196	215.466

DISCLAIMER : This Report is **PRIVATE & CONFIDENTIAL** and it is prepared at the request of and for its use by the Subscriber only. The Subscriber shall use the contents of the Report merely as an aid to its business. Mira Inform Private Limited ("MIPL") has collated information/data in the Report, which have not been verified unless otherwise specifically mentioned in the Report. The Subscriber shall independently verify the accuracy and correctness of the information/data before in any way acting upon the same. MIPL shall not be liable for any harm, injury, loss or damage caused to the Subscriber due to default by the Subscriber's debtors/beneficiaries in fulfilling their obligations of any nature whatsoever. This Report or any of its portion shall not be used as a documentary evidence or otherwise before any investigative agencies or forum of law. This Report is confidential and proprietary to MIPL. The Subscriber and/or any other person(s) may not reproduce, publish or disclose any of the contents of the Report to others without the express authorization of MIPL. This Report is prepared and issued to the Subscriber without any risk, responsibility or liability on the part of MIPL or its officials.

Earnings / (Loss) Per Share (INR)	1328.68	1560.66	1276.11
-----------------------------------	---------	---------	---------

CURRENT MATURITIES OF LONG TERM DEBT DETAILS

PARTICULARS	31.03.2017	31.03.2016	31.03.2015
Current Maturities of Long term debt	NA	NA	NA
Net cash flows from (used in) operations	326.991	279.197	530.677
Net cash flows from (used in) operating activities	211.605	132.152	451.598

KEY RATIOS

EFFICIENCY RATIOS

PARTICULARS	31.03.2017	31.03.2016	31.03.2015
Average Collection Days (Sundry Debtors / Income * 365 Days)	59.85	47.94	51.11
Account Receivables Turnover (Income / Sundry Debtors)	6.10	7.61	7.14
Average Payment Days (Sundry Creditors / Purchases * 365 Days)	89.10	66.24	69.75
Inventory Turnover (Operating Income / Inventories)	1.21	1.62	1.67
Asset Turnover (Operating Income / Net Fixed Assets)	0.44	1.24	1.49

LEVERAGE RATIOS

PARTICULARS	31.03.2017	31.03.2016	31.03.2015
Debt Ratio ((Borrowing + Current Liabilities) / Total Assets)	0.25	0.22	0.21
Debt Equity Ratio (Total Liability / Networth)	0.00	0.00	0.00
Current Liabilities to Networth (Current Liabilities / Net Worth)	0.34	0.28	0.26

DISCLAIMER : This Report is **PRIVATE & CONFIDENTIAL** and it is prepared at the request of and for its use by the Subscriber only. The Subscriber shall use the contents of the Report merely as an aid to its business. Mira Inform Private Limited ("MIPL") has collated information/data in the Report, which have not been verified unless otherwise specifically mentioned in the Report. The Subscriber shall independently verify the accuracy and correctness of the information/data before in any way acting upon the same. MIPL shall not be liable for any harm, injury, loss or damage caused to the Subscriber due to default by the Subscriber's debtors/beneficiaries in fulfilling their obligations of any nature whatsoever. This Report or any of its portion shall not be used as a documentary evidence or otherwise before any investigative agencies or forum of law. This Report is confidential and proprietary to MIPL. The Subscriber and/or any other person(s) may not reproduce, publish or disclose any of the contents of the Report to others without the express authorization of MIPL. This Report is prepared and issued to the Subscriber without any risk, responsibility or liability on the part of MIPL or its officials.

Fixed Assets to Networth (Net Fixed Assets / Networth)	0.22	0.09	0.07
Interest Coverage Ratio (PBIT / Financial Charges)	0.00	0.00	163.24

PROFITABILITY RATIOS

PARTICULARS		31.03.2017	31.03.2016	31.03.2015
Net Profit Margin (PAT / Sales) * 100	%	5.25	6.59	6.07
Return on Total Assets (PAT / Total Assets) * 100	%	4.61	6.04	5.43
Return on Investment (ROI) (PAT / Networth) * 100	%	6.17	7.72	6.85

SOLVENCY RATIOS

PARTICULARS		31.03.2017	31.03.2016	31.03.2015
Current Ratio (Current Assets / Current Liabilities)		1.21	1.71	2.03
Quick Ratio (Current Assets – Inventories) / Current Liabilities)		0.98	1.46	1.80
G-Score Ratio Financial (Networth / Total Assets)		0.75	0.78	0.79
G-Score Ratio Debt (Debts / Equity Capital)		0.00	0.00	0.00
G-Score Ratio Liquidity (Total Current Assets / Total Current Liabilities)		1.21	1.71	2.03

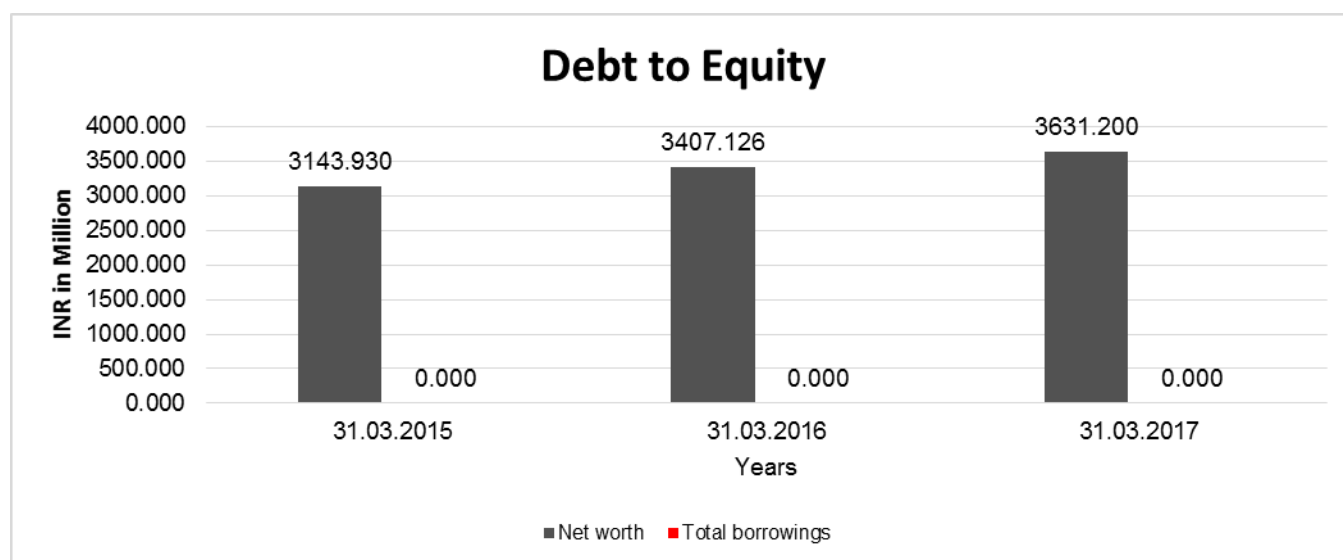
Total Liability = Short-term Debt + Long-term Debt + Current Maturities of Long-term debts

DISCLAIMER : This Report is **PRIVATE & CONFIDENTIAL** and it is prepared at the request of and for its use by the Subscriber only. The Subscriber shall use the contents of the Report merely as an aid to its business. Mira Inform Private Limited ("MIPL") has collated information/data in the Report, which have not been verified unless otherwise specifically mentioned in the Report. The Subscriber shall independently verify the accuracy and correctness of the information/data before in any way acting upon the same. MIPL shall not be liable for any harm, injury, loss or damage caused to the Subscriber due to default by the Subscriber's debtors/beneficiaries in fulfilling their obligations of any nature whatsoever. This Report or any of its portion shall not be used as a documentary evidence or otherwise before any investigative agencies or forum of law. This Report is confidential and proprietary to MIPL. The Subscriber and/or any other person(s) may not reproduce, publish or disclose any of the contents of the Report to others without the express authorization of MIPL. This Report is prepared and issued to the Subscriber without any risk, responsibility or liability on the part of MIPL or its officials.

FINANCIAL ANALYSIS
[all figures are in INR Million]

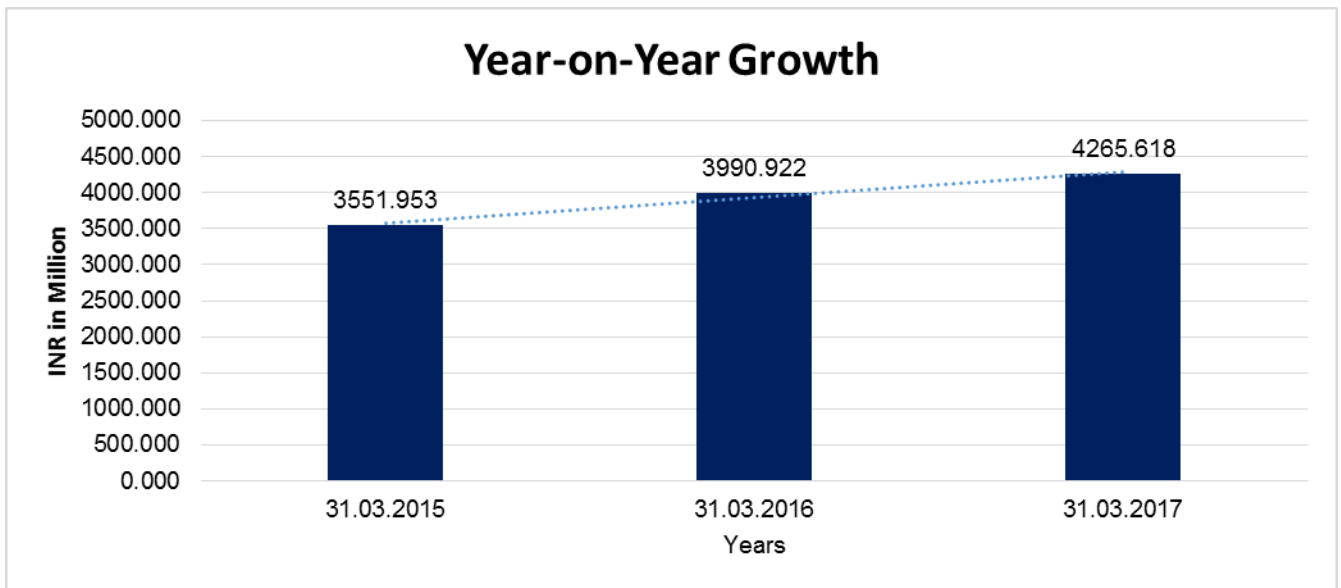
DEBT EQUITY RATIO

Particular	31.03.2015 (INR In Million)	31.03.2016 (INR In Million)	31.03.2017 (INR In Million)
Share Capital	16.867	16.867	16.867
Reserves & Surplus	3127.063	3390.259	3614.333
Money received against share warrants	0.000	0.000	0.000
Share Application money pending allotment	0.000	0.000	0.000
Net worth	3143.930	3407.126	3631.200
Long-term borrowings	0.000	0.000	0.000
Short term borrowings	0.000	0.000	0.000
Total borrowings	0.000	0.000	0.000
Debt/Equity ratio	0.000	0.000	0.000



YEAR-ON-YEAR GROWTH

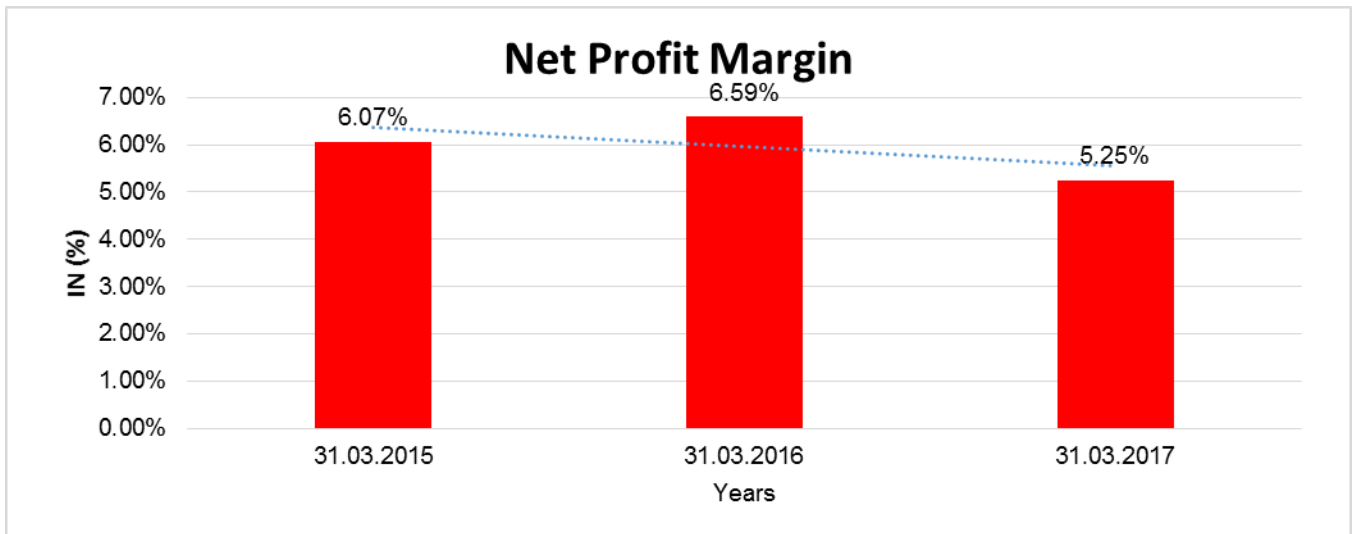
Year on Year Growth	31.03.2015	31.03.2016	31.03.2017
	(INR In Million)	(INR In Million)	(INR In Million)
Sales	3551.953	3990.922	4265.618
		12.359	6.883



DISCLAIMER : This Report is **PRIVATE & CONFIDENTIAL** and it is prepared at the request of and for its use by the Subscriber only. The Subscriber shall use the contents of the Report merely as an aid to its business. Mira Inform Private Limited ("MIPL") has collated information/data in the Report, which have not been verified unless otherwise specifically mentioned in the Report. The Subscriber shall independently verify the accuracy and correctness of the information/data before in any way acting upon the same. MIPL shall not be liable for any harm, injury, loss or damage caused to the Subscriber due to default by the Subscriber's debtors/beneficiaries in fulfilling their obligations of any nature whatsoever. This Report or any of its portion shall not be used as a documentary evidence or otherwise before any investigative agencies or forum of law. This Report is confidential and proprietary to MIPL. The Subscriber and/or any other person(s) may not reproduce, publish or disclose any of the contents of the Report to others without the express authorization of MIPL. This Report is prepared and issued to the Subscriber without any risk, responsibility or liability on the part of MIPL or its officials.

NET PROFIT MARGIN

Net Profit Margin	31.03.2015	31.03.2016	31.03.2017
	(INR In Million)	(INR In Million)	(INR In Million)
Sales	3551.953	3990.922	4265.618
Profit/ (Loss)	215.466	263.196	224.074
	6.07 %	6.59 %	5.25 %



DISCLAIMER : This Report is **PRIVATE & CONFIDENTIAL** and it is prepared at the request of and for its use by the Subscriber only. The Subscriber shall use the contents of the Report merely as an aid to its business. Mira Inform Private Limited ("MIPL") has collated information/data in the Report, which have not been verified unless otherwise specifically mentioned in the Report. The Subscriber shall independently verify the accuracy and correctness of the information/data before in any way acting upon the same. MIPL shall not be liable for any harm, injury, loss or damage caused to the Subscriber due to default by the Subscriber's debtors/beneficiaries in fulfilling their obligations of any nature whatsoever. This Report or any of its portion shall not be used as a documentary evidence or otherwise before any investigative agencies or forum of law. This Report is confidential and proprietary to MIPL. The Subscriber and/or any other person(s) may not reproduce, publish or disclose any of the contents of the Report to others without the express authorization of MIPL. This Report is prepared and issued to the Subscriber without any risk, responsibility or liability on the part of MIPL or its officials.

ABRIDGED BALANCE SHEET [CONSOLIDATED]

SOURCES OF FUNDS		31.03.2017	31.03.2016
I. EQUITY AND LIABILITIES			
(1) Shareholders' Funds			
(a) Share Capital		16.867	16.867
(b) Reserves and Surplus		7064.910	6887.779
(c) Money received against share warrants		0.000	0.000
(2) Share Application money pending allotment		0.000	0.000
Total Shareholders' Funds (1) + (2)		7081.777	6904.646
(3) Non-Current Liabilities			
(a) long-term borrowings		0.000	0.000
(b) Deferred tax liabilities (Net)		1.269	0.000
(c) Other long-term liabilities		0.000	0.000
(d) long-term provisions		9.897	8.128
Total Non-current Liabilities (3)		11.166	8.128
(4) Current Liabilities			
(a) Short-term borrowings		0.000	0.000
(b) Trade payables		913.155	636.437
(c) Other current liabilities		297.083	297.567
(d) Short-term provisions		8.481	9.624
Total Current Liabilities (4)		1218.719	943.628
TOTAL		8311.662	7856.402
II. ASSETS			
(1) Non-current assets			
(a) Fixed Assets			
(i) Tangible assets		784.181	201.617
(ii) Intangible Assets		1.078	1.081
(iii) Tangible assets capital work-in-progress		16.385	105.438
(iv) Intangible assets under development		0.000	0.000
(b) Non-current Investments		5988.248	5816.557
(c) Deferred tax assets (net)		0.000	0.664
(d) Long-term loans and advances		37.309	113.749
(e) Other Non-current assets		0.000	0.000
Total Non-Current Assets		6827.201	6239.106
(2) Current assets			
(a) Current investments		324.175	719.114
(b) Inventories		288.852	236.488

DISCLAIMER : This Report is **PRIVATE & CONFIDENTIAL** and it is prepared at the request of and for its use by the Subscriber only. The Subscriber shall use the contents of the Report merely as an aid to its business. Mira Inform Private Limited ("MIPL") has collated information/data in the Report, which have not been verified unless otherwise specifically mentioned in the Report. The Subscriber shall independently verify the accuracy and correctness of the information/data before in any way acting upon the same. MIPL shall not be liable for any harm, injury, loss or damage caused to the Subscriber due to default by the Subscriber's debtors/beneficiaries in fulfilling their obligations of any nature whatsoever. This Report or any of its portion shall not be used as a documentary evidence or otherwise before any investigative agencies or forum of law. This Report is confidential and proprietary to MIPL. The Subscriber and/or any other person(s) may not reproduce, publish or disclose any of the contents of the Report to others without the express authorization of MIPL. This Report is prepared and issued to the Subscriber without any risk, responsibility or liability on the part of MIPL or its officials.

(c) Trade receivables		699.443	524.217
(d) Cash and bank balances		8.226	25.662
(e) Short-term loans and advances		122.574	42.345
(f) Other current assets		41.191	69.470
Total Current Assets		1484.461	1617.296
TOTAL		8311.662	7856.402

PROFIT & LOSS ACCOUNT

	PARTICULARS	31.03.2017	31.03.2016
	SALES		
	Total Revenue from operations	4265.618	3990.922
	Other Income	136.623	139.187
	TOTAL	4402.241	4130.109
Less	EXPENSES		
	Purchases of Stock-in-Trade	3740.825	3507.133
	Changes in inventories of finished goods, work-in-progress and Stock-in-Trade	(38.135)	(58.017)
	Employee benefit expense	59.359	41.106
	CSR expenditure	6.196	0.000
	Other expenses	282.583	255.945
	TOTAL	4050.828	3746.167
	PROFIT/ (LOSS) BEFORE INTEREST, TAX, DEPRECIATION AND AMORTISATION	351.413	383.942
Less	FINANCIAL EXPENSES	0.000	0.000
	PROFIT / (LOSS) BEFORE TAX, DEPRECIATION AND AMORTISATION	351.413	383.942
Less/ Add	DEPRECIATION/ AMORTISATION	53.714	21.853
	PROFIT/ (LOSS) BEFORE TAX	297.699	362.089
Less	TAX	90.346	106.558
	PROFIT/ (LOSS) AFTER TAX	207.353	255.531
	SHARE OF PROFIT (LOSS) OF ASSOCIATES	60.689	301.554
	PROFIT (LOSS) FOR PERIOD	268.042	557.085

DISCLAIMER : This Report is **PRIVATE & CONFIDENTIAL** and it is prepared at the request of and for its use by the Subscriber only. The Subscriber shall use the contents of the Report merely as an aid to its business. Mira Inform Private Limited ("MIPL") has collated information/data in the Report, which have not been verified unless otherwise specifically mentioned in the Report. The Subscriber shall independently verify the accuracy and correctness of the information/data before in any way acting upon the same. MIPL shall not be liable for any harm, injury, loss or damage caused to the Subscriber due to default by the Subscriber's debtors/beneficiaries in fulfilling their obligations of any nature whatsoever. This Report or any of its portion shall not be used as a documentary evidence or otherwise before any investigative agencies or forum of law. This Report is confidential and proprietary to MIPL. The Subscriber and/or any other person(s) may not reproduce, publish or disclose any of the contents of the Report to others without the express authorization of MIPL. This Report is prepared and issued to the Subscriber without any risk, responsibility or liability on the part of MIPL or its officials.

	Earnings / (Loss) Per Share (INR)		1589.40	3303.32
--	--	--	----------------	----------------

LOCAL AGENCY FURTHER INFORMATION

Sr. No.	Check list by info agents	Available in Report (Yes/No)
1	Year of establishment	Yes
2	Constitution of the entity -Incorporation details	Yes
3	Locality of the entity	Yes
4	Premises details	No
5	Buyer visit details	--
6	Contact numbers	Yes
7	Name of the person contacted	No
8	Designation of contact person	No
9	Promoter's background	Yes
10	Date of Birth of Proprietor / Partners / Directors	Yes
11	Pan Card No. of Proprietor / Partners	Yes
12	Voter Id Card No. of Proprietor / Partners	No
13	Type of business	Yes
14	Line of Business	Yes
15	Export/import details (if applicable)	No
16	No. of employees	No
17	Details of sister concerns	Yes
18	Major suppliers	No
19	Major customers	No
20	Banking Details	No
21	Banking facility details	No
22	Conduct of the banking account	--
23	Financials, if provided	Yes
24	Capital in the business	Yes
25	Last accounts filed at ROC, if applicable	Yes
26	Turnover of firm for last three years	Yes
27	Reasons for variation <> 20%	--
28	Estimation for coming financial year	No
29	Profitability for last three years	Yes
30	Major shareholders, if available	Yes
31	External Agency Rating, if available	No
32	Litigations that the firm/promoter involved in	--
33	Market information	--
34	Payments terms	No
35	Negative Reporting by Auditors in the Annual Report	No

INDEX OF CHARGES

S N O	SRN	CHARGE ID	CHARGE HOLDER NAME	DATE OF CREA TION	DATE OF MODIFI CATION	DATE OF SATISFA CTION	AMOUNT	ADDRESS
1	G0968 7880	10360 830	Axis Bank Limited	23/05/ 2012	-	12/08/201 6	90000000.0	Corporate Banking BranchC-2, Wadia International Centre, Axis House, WorliMumbaiMH40002 5IN
2	A9664 6286	10119 739	CHOLA MANDA LAM DBS FINAN CE LIMITE D	28/07/ 2008	-	06/10/201 0	450000000.0	DARE HOUSE 2N S C BOSE ROADPARRYS CHENNAITAMILNADU TN600001IN

FINANCIAL RESULTS & PERFORMANCE

During the year, the gross revenue from operations was at INR 4265.618 Million (previous year INR 3990.922 Million). Profit for the year after tax and prior year adjustments was at INR 224.074 Million (previous year INR 263.196 Million).

The sales of the Shirting Division for the year ended March 31, 2017 increased to INR 4043.329 Million from INR 3820.421 Million for the year ended March 31, 2016, an increase of 5.83% over the previous year.

FIXED ASSETS:

Tangible Assets

- Land
- Buildings
- Plant and Equipment
- Furniture and Fixtures
- Vehicles
- Office Equipment
- Computer Equipments
- Leasehold Improvements

DISCLAIMER : This Report is **PRIVATE & CONFIDENTIAL** and it is prepared at the request of and for its use by the Subscriber only. The Subscriber shall use the contents of the Report merely as an aid to its business. Mira Inform Private Limited ("MIPL") has collated information/data in the Report, which have not been verified unless otherwise specifically mentioned in the Report. The Subscriber shall independently verify the accuracy and correctness of the information/data before in any way acting upon the same. MIPL shall not be liable for any harm, injury, loss or damage caused to the Subscriber due to default by the Subscriber's debtors/beneficiaries in fulfilling their obligations of any nature whatsoever. This Report or any of its portion shall not be used as a documentary evidence or otherwise before any investigative agencies or forum of law. This Report is confidential and proprietary to MIPL. The Subscriber and/or any other person(s) may not reproduce, publish or disclose any of the contents of the Report to others without the express authorization of MIPL. This Report is prepared and issued to the Subscriber without any risk, responsibility or liability on the part of MIPL or its officials.

CMT REPORT (Corruption, Money Laundering & Terrorism]

The Public Notice information has been collected from various sources including but not limited to: **The Courts, India Prisons Service, Interpol, etc.**

1] INFORMATION ON DESIGNATED PARTY

No records exist designating subject or any of its beneficial owners, controlling shareholders or senior officers as terrorist or terrorist organization or whom notice had been received that all financial transactions involving their assets have been blocked or convicted, found guilty or against whom a judgement or order had been entered in a proceedings for violating money-laundering, anti-corruption or bribery or international economic or anti-terrorism sanction laws or whose assets were seized, blocked, frozen or ordered forfeited for violation of money laundering or international anti-terrorism laws.

2] Court Declaration :

No records exist to suggest that subject is or was the subject of any formal or informal allegations, prosecutions or other official proceeding for making any prohibited payments or other improper payments to government officials for engaging in prohibited transactions or with designated parties.

3] Asset Declaration :

No records exist to suggest that the property or assets of the subject are derived from criminal conduct or a prohibited transaction.

4] Record on Financial Crime :

Charges or conviction registered against subject: **None**

5] Records on Violation of Anti-Corruption Laws :

Charges or investigation registered against subject: **None**

6] Records on Int'l Anti-Money Laundering Laws/Standards :

Charges or investigation registered against subject: **None**

7] Criminal Records

No available information exist that suggest that subject or any of its principals have been formally charged or convicted by a competent governmental authority for any financial crime or under any formal investigation by a competent government authority for any violation of anti-corruption laws or international anti-money laundering laws or standard.

8] Affiliation with Government :

No record exists to suggest that any director or indirect owners, controlling shareholders, director, officer or employee of the company is a government official or a family member or close business associate of a Government official.

9] Compensation Package :

Our market survey revealed that the amount of compensation sought by the subject is fair and reasonable and comparable to compensation paid to others for similar services.

10] Press Report :

No press reports / filings exists on the subject.

CORPORATE GOVERNANCE

MIRA INFORM as part of its Due Diligence do provide comments on Corporate Governance to identify management and governance. These factors often have been predictive and in some cases have created vulnerabilities to credit deterioration.

Our Governance Assessment focuses principally on the interactions between a company's management, its Board of Directors, Shareholders and other financial stakeholders.

CONTRAVENTION

Subject is not known to have contravened any existing local laws, regulations or policies that prohibit, restrict or otherwise affect the terms and conditions that could be included in the agreement with the subject.

FOREIGN EXCHANGE RATES

Currency	Unit	INR
US Dollar	1	INR 68.62
UK Pound	1	INR 90.43
Euro	1	INR 79.96

INFORMATION DETAILS

Information Gathered by :	AKY
Analysis Done by :	PRS
Report Prepared by :	IND

DISCLAIMER : This Report is **PRIVATE & CONFIDENTIAL** and it is prepared at the request of and for its use by the Subscriber only. The Subscriber shall use the contents of the Report merely as an aid to its business. Mira Inform Private Limited ("MIPL") has collated information/data in the Report, which have not been verified unless otherwise specifically mentioned in the Report. The Subscriber shall independently verify the accuracy and correctness of the information/data before in any way acting upon the same. MIPL shall not be liable for any harm, injury, loss or damage caused to the Subscriber due to default by the Subscriber's debtors/beneficiaries in fulfilling their obligations of any nature whatsoever. This Report or any of its portion shall not be used as a documentary evidence or otherwise before any investigative agencies or forum of law. This Report is confidential and proprietary to MIPL. The Subscriber and/or any other person(s) may not reproduce, publish or disclose any of the contents of the Report to others without the express authorization of MIPL. This Report is prepared and issued to the Subscriber without any risk, responsibility or liability on the part of MIPL or its officials.

SCORE FACTORS

DEMERIT POINTS		
--BANK CHARGES	YES/NO	NO
--LITIGATION	YES/NO	NO
--OTHER ADVERSE INFORMATION	YES/NO	NO
MERIT POINTS		
--SOLE DISTRIBUTORSHIP	YES/NO	NO
--EXPORT ACTIVITIES	YES/NO	NO
--AFFILIATION	YES/NO	YES
--LISTED	YES/NO	NO
--OTHER MERIT FACTORS	YES/NO	YES

RATING EXPLANATIONS

Credit Rating	Explanation	Rating Comments
A++	Minimum Risk	Business dealings permissible with minimum risk of default
A+	Low Risk	Business dealings permissible with low risk of default
A	Acceptable Risk	Business dealings permissible with moderate risk of default
B	Medium Risk	Business dealings permissible on a regular monitoring basis
C	Medium High Risk	Business dealings permissible preferably on secured basis
D	High Risk	Business dealing not recommended or on secured terms only
NB	New Business	No recommendation can be done due to business in infancy stage
NT	No Trace	No recommendation can be done as the business is not traceable

NB is stated where there is insufficient information to facilitate rating. However, it is not to be considered as unfavourable.

This score serves as a reference to assess SC's credit risk and to set the amount of credit to be extended. It is calculated from a composite of weighted scores obtained from each of the major sections of this report. The assessed factors are as follows:

- Financial condition covering various ratios
- Company background and operations size
- Promoters / Management background
- Payment record
- Litigation against the subject
- Industry scenario / competitor analysis
- Supplier / Customer / Banker review (wherever available)

DISCLAIMER : This Report is **PRIVATE & CONFIDENTIAL** and it is prepared at the request of and for its use by the Subscriber only. The Subscriber shall use the contents of the Report merely as an aid to its business. Mira Inform Private Limited ("MIPL") has collated information/data in the Report, which have not been verified unless otherwise specifically mentioned in the Report. The Subscriber shall independently verify the accuracy and correctness of the information/data before in any way acting upon the same. MIPL shall not be liable for any harm, injury, loss or damage caused to the Subscriber due to default by the Subscriber's debtors/beneficiaries in fulfilling their obligations of any nature whatsoever. This Report or any of its portion shall not be used as a documentary evidence or otherwise before any investigative agencies or forum of law. This Report is confidential and proprietary to MIPL. The Subscriber and/or any other person(s) may not reproduce, publish or disclose any of the contents of the Report to others without the express authorization of MIPL. This Report is prepared and issued to the Subscriber without any risk, responsibility or liability on the part of MIPL or its officials.