

## MIRA INFORM REPORT

<b>Report No. :</b>	517945
<b>Report Date :</b>	06.07.2018

### IDENTIFICATION DETAILS

<b>Name :</b>	DIMENSION STEEL AND ALLOYS PRIVATE LIMITED
<b>Registered Office :</b>	25B, Camac Street, Camac Court, Flat No. 6/B, Kolkata – 700016, West Bengal
<b>Tel. No.:</b>	91-33-22833421
<b>Country :</b>	India
<b>Financials (as on) :</b>	31.03.2017
<b>Date of Incorporation :</b>	03.01.2005
<b>CIN No.:</b> [Company Identification No.]	U27109WB2005PTC100957
<b>Capital Investment / Paid-up Capital :</b>	INR 254.814 Million
<b>PAN No.:</b> [Permanent Account No.]	AACCD1922D
<b>GSTN :</b> [Goods & Service Tax Registration No.]	19AACCD1922D1Z3
<b>Legal Form :</b>	Private Limited Liability Company
<b>Line of Business :</b>	Manufacturer, producing, casting and selling of iron, steel, pig iron, sheets, strips, bars, stainless steel, non-ferrous metals etc. [Registered Activity]
<b>No. of Employees :</b>	Information denied by the management

### RATING & COMMENTS

(Mira Inform has adopted New Rating mechanism w.e.f. 23<sup>rd</sup> January 2017)

**MIRA's Rating :**

B

Credit Rating	Explanation	Rating Comments
B	Medium Risk	Business dealings permissible on a regular monitoring basis

**DISCLAIMER :** This Report is **PRIVATE & CONFIDENTIAL** and it is prepared at the request of and for its use by the Subscriber only. The Subscriber shall use the contents of the Report merely as an aid to its business. Mira Inform Private Limited ("MIPL") has collated information/data in the Report, which have not been verified unless otherwise specifically mentioned in the Report. The Subscriber shall independently verify the accuracy and correctness of the information/data before in any way acting upon the same. MIPL shall not be liable for any harm, injury, loss or damage caused to the Subscriber due to default by the Subscriber's debtors/beneficiaries in fulfilling their obligations of any nature whatsoever. This Report or any of its portion shall not be used as a documentary evidence or otherwise before any investigative agencies or forum of law. This Report is confidential and proprietary to MIPL. The Subscriber and/or any other person(s) may not reproduce, publish or disclose any of the contents of the Report to others without the express authorization of MIPL. This Report is prepared and issued to the Subscriber without any risk, responsibility or liability on the part of MIPL or its officials.

<b>Maximum Credit Limit :</b>	USD 1300000
<b>Status :</b>	Moderate
<b>Payment Behaviour :</b>	Slow but correct
<b>Litigation :</b>	Clear
<b>Comments :</b>	<p>Subject was incorporated in the year 2005. It is a manufacturer of iron, steel, pig iron, sheets, bars, stainless steel and non-ferrous metals.</p> <p>As per the financial records of 2017, the revenue of the company has increased by 12.69% but has reported low profit margin of 0.89%.</p> <p>The moderate financial profile of the company is marked by low reserve base as compared to its capital.</p> <p>However, the company has negligible debt level.</p> <p>Payment seems to be slow but correct.</p> <p>In view of aforesaid, the company can be considered for business dealings with some caution.</p>

**NOTES:**

Any query related to this report can be made on e-mail: [infodept@mirainform.com](mailto:infodept@mirainform.com) while quoting report number, name and date.

**ECGC Country Risk Classification List**

Country Name	Previous Rating (31.12.2017)	Current Rating (01.04.2018)
India	A1	A1

Risk Category	ECGC Classification
Insignificant	A1
Low Risk	A2
Moderately Low Risk	B1
Moderate Risk	B2
Moderately High Risk	C1
High Risk	C2
Very High Risk	D

**EXTERNAL AGENCY RATING**

**DISCLAIMER :** This Report is **PRIVATE & CONFIDENTIAL** and it is prepared at the request of and for its use by the Subscriber only. The Subscriber shall use the contents of the Report merely as an aid to its business. Mira Inform Private Limited ("MIPL") has collated information/data in the Report, which have not been verified unless otherwise specifically mentioned in the Report. The Subscriber shall independently verify the accuracy and correctness of the information/data before in any way acting upon the same. MIPL shall not be liable for any harm, injury, loss or damage caused to the Subscriber due to default by the Subscriber's debtors/beneficiaries in fulfilling their obligations of any nature whatsoever. This Report or any of its portion shall not be used as a documentary evidence or otherwise before any investigative agencies or forum of law. This Report is confidential and proprietary to MIPL. The Subscriber and/or any other person(s) may not reproduce, publish or disclose any of the contents of the Report to others without the express authorization of MIPL. This Report is prepared and issued to the Subscriber without any risk, responsibility or liability on the part of MIPL or its officials.

NOT AVAILABLE

**RBI DEFAULTERS' LIST STATUS**

Subject's name is not enlisted as a defaulter in the publicly available RBI Defaulters' list.

**EPF (Employee Provident Fund) DEFAULTERS' LIST STATUS**

Subject's name is not enlisted as a defaulter in the publicly available EPF (Employee Provident Fund) Defaulters' list as of 31-03-2018.

**BIFR (Board for Industrial & Financial Reconstruction) LISTING STATUS**

Subject's name is not listed as a Sick Unit in the publicly available BIFR (Board for Industrial & Financial Reconstruction) list as of 06.07.2018

**IBBI (Insolvency and Bankruptcy Board of India) LISTING STATUS**

Subject's name is not listed in the publicly available IBBI (Insolvency and Bankruptcy Board of India) list as of report date.

**INFORMATION DENIED BY**

<b>Name :</b>	Ms. Sukanya
<b>Designation :</b>	Admin Department
<b>Contact No.:</b>	91-33-22833421
<b>Date :</b>	02.07.2018

**91-33-22833422 - Continuously Ringing**

**Management Non-Cooperative (91-9830224240)**

**LOCATIONS**

<b>Registered Office :</b>	25B, Camac Street, Camac Court, Flat No. 6/B, Kolkata – 700016, West Bengal, India
<b>Tel. No. :</b>	91-33-22833421
<b>Fax No. :</b>	91-33-22833422
<b>E-Mail :</b>	<a href="mailto:santoshag56@gmail.com">santoshag56@gmail.com</a> <a href="mailto:admin@brahmgroup.com">admin@brahmgroup.com</a>

**DIRECTORS**

**AS ON 31.03.2018**

**DISCLAIMER :** This Report is **PRIVATE & CONFIDENTIAL** and it is prepared at the request of and for its use by the Subscriber only. The Subscriber shall use the contents of the Report merely as an aid to its business. Mira Inform Private Limited ("MIPL") has collated information/data in the Report, which have not been verified unless otherwise specifically mentioned in the Report. The Subscriber shall independently verify the accuracy and correctness of the information/data before in any way acting upon the same. MIPL shall not be liable for any harm, injury, loss or damage caused to the Subscriber due to default by the Subscriber's debtors/beneficiaries in fulfilling their obligations of any nature whatsoever. This Report or any of its portion shall not be used as a documentary evidence or otherwise before any investigative agencies or forum of law. This Report is confidential and proprietary to MIPL. The Subscriber and/or any other person(s) may not reproduce, publish or disclose any of the contents of the Report to others without the express authorization of MIPL. This Report is prepared and issued to the Subscriber without any risk, responsibility or liability on the part of MIPL or its officials.

<b>Name :</b>	Mr. Manish Mittal
<b>Designation :</b>	Director
<b>Address :</b>	CA-55, Sector-I, 2 <sup>nd</sup> Avenue, Salt Lake City, Kolkata – 700064, West Bengal, India
<b>Date of Birth/Age :</b>	12.12.1979
<b>Date of Appointment :</b>	19.05.2008
<b>Voter ID No. :</b>	DKN2565620
<b>DIN No. :</b>	01468686

**Other Directorship:**

CIN/FCRN	Company Name	Begin Date	End Date
U13209WB2003PTC097217	BRAHM MINES AND MINERALS PRIVATE LIMITED	07/11/2003	-
U27109WB2004PLC099270	BRAHM (ALLOYS) LIMITED	10/01/2013	-
U40101WB2005PTC103576	BRAHM ENERGY PRIVATE LIMITED	07/06/2005	-
U27101ML2001PTC006437	NALARI FERRO ALLOYS PRIVATE LIMITED	31/10/2007	-
U45400WB2007PTC116415	BRAHM NIRMAN PRIVATE LIMITED	11/06/2007	-
U72200WB2009PTC139008	BMPC INFOTECH SERVICES & CO. PRIVATE LIMITED	09/01/2017	-
U27109ML2000PTC006122	BRAHM INDIA PRIVATE LIMITED	23/08/2003	-
U27310WB2016PTC210441	DIMENSION STEEL PRIVATE LIMITED	22/03/2016	-

<b>Name :</b>	Sonal Mittal
<b>Designation :</b>	Director
<b>Address :</b>	CA-55, Sector-I, 2 <sup>nd</sup> Avenue, Salt Lake City, Kolkata – 700064, West Bengal, India
<b>Date of Birth/Age :</b>	24.04.1981
<b>Date of Appointment :</b>	19.05.2008
<b>Voter ID No. :</b>	XOY1430008
<b>DIN No. :</b>	01745309

**Other Directorship:**

CIN/FCRN	Company Name	Begin Date	End Date
U13209WB2003PTC097217	BRAHM MINES AND MINERALS PRIVATE LIMITED	07/11/2003	-
U27109WB2004PLC099270	BRAHM (ALLOYS) LIMITED	28/07/2004	-
U40101WB2005PTC103576	BRAHM ENERGY PRIVATE LIMITED	07/06/2005	-
U45400WB2007PTC116415	BRAHM NIRMAN PRIVATE LIMITED	11/06/2007	-
U72200WB2009PTC139008	BMPC INFOTECH SERVICES & CO. PRIVATE LIMITED	09/01/2017	-
U27310WB2016PTC210441	DIMENSION STEEL PRIVATE LIMITED	22/03/2016	-

**KEY EXECUTIVES**

<b>Name :</b>	Ms. Sukanya
<b>Designation :</b>	Admin Department

**MAJOR SHAREHOLDERS**

**AS ON 31.03.2016**

<b>Names of Shareholders</b>	<b>No. of Shares</b>
Aabha Commotrade Private Limited	3762500
Amit Bajoria	5000
Amit Choudhury	3500
Amit Kumar	5000
Anamika Dealmark Private Limited	2402500
Arren Tie-Up Private Limited	2200000
Bajrang Lal Mittal	125000
Bajrang Lal Mittal and Sons (HUF)	25000
Bholenath Commosale Private Limited	3966250
Boron Tradecom Private Limited	600000
Brahm Alloys Private Limited	7260000
Brahm Mines and Minerals Private Limited	585000
Dhanlabh Tie-Up Private Limited	400000
Everlike Project Private Limited	625000
Fetor Vintrade Private Limited	564000
Lalit Agarwal	3500
Manish Mittal (HUF)	30000
Manish Mittal	80000
Marwari Traders Private Limned	40000
Natural Housing Private Limned	625000
Navi Plast Suppliers Private Limited	70000
Nitin Mittal	35000
Puja Bajoria	5000
Quich Commotrade Private Limned	600000
Radison Properties Private Limned	625000
Rahul Kheria	5000
Santosh Kedia	625
Shalini Mittal	20000
Shashi Mittal	100000
Shrin Dealeam Private Limned	20000
Sonal Mittal (HUF)	30000
Sonal Mittal	30000
Sumit Kumar Meharia	5000
Top Well Properties Private Limned	625000
Virendra Khaitan	3500
<b>Total</b>	<b>25481375</b>

**Equity Share Break up (Percentage of Total Equity)**

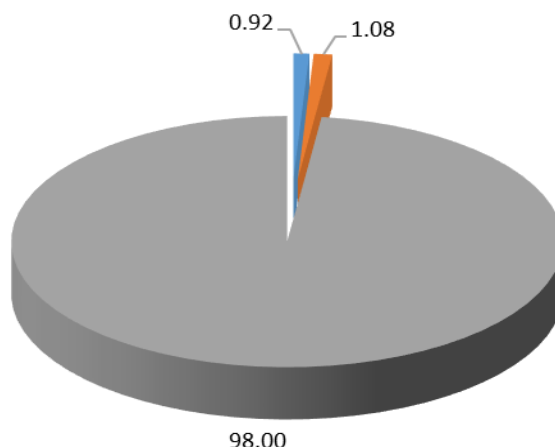
**DISCLAIMER** : This Report is **PRIVATE & CONFIDENTIAL** and it is prepared at the request of and for its use by the Subscriber only. The Subscriber shall use the contents of the Report merely as an aid to its business. Mira Inform Private Limited ("MIPL") has collated information/data in the Report, which have not been verified unless otherwise specifically mentioned in the Report. The Subscriber shall independently verify the accuracy and correctness of the information/data before in any way acting upon the same. MIPL shall not be liable for any harm, injury, loss or damage caused to the Subscriber due to default by the Subscriber's debtors/beneficiaries in fulfilling their obligations of any nature whatsoever. This Report or any of its portion shall not be used as a documentary evidence or otherwise before any investigative agencies or forum of law. This Report is confidential and proprietary to MIPL. The Subscriber and/or any other person(s) may not reproduce, publish or disclose any of the contents of the Report to others without the express authorization of MIPL. This Report is prepared and issued to the Subscriber without any risk, responsibility or liability on the part of MIPL or its officials.

AS ON 30.09.2017

Category	Percentage
Promoters [Individual/Hindu Undivided Family (Indian)]	0.92
Public/Other than promoters [Individual/Hindu Undivided Family (Indian)]	1.08
Public/Other than promoters [Body corporate]	98.00
<b>Total</b>	<b>100.00</b>

### Share holding pattern

- Promoters [Individual/Hindu Undivided Family (Indian)]
- Public/Other than promoters [Individual/Hindu Undivided Family (Indian)]
- Public/Other than promoters [Body corporate]



### BUSINESS DETAILS

<b>Line of Business :</b>	Manufacturer, producing, casting and selling of iron, steel, pig iron, sheets, strips, bars, stainless steel, non-ferrous metals etc. [Registered Activity]	
<b>Products / Services :</b>	<b>Name and Description of main products / services</b>	<b>ITC Code</b>
	Silicon Manganese	72251910
<b>Brand Names :</b>	Not Available	
<b>Agencies Held :</b>	Not Available	
<b>Exports :</b>	Not Divulged	

**DISCLAIMER :** This Report is **PRIVATE & CONFIDENTIAL** and it is prepared at the request of and for its use by the Subscriber only. The Subscriber shall use the contents of the Report merely as an aid to its business. Mira Inform Private Limited ("MIPL") has collated information/data in the Report, which have not been verified unless otherwise specifically mentioned in the Report. The Subscriber shall independently verify the accuracy and correctness of the information/data before in any way acting upon the same. MIPL shall not be liable for any harm, injury, loss or damage caused to the Subscriber due to default by the Subscriber's debtors/beneficiaries in fulfilling their obligations of any nature whatsoever. This Report or any of its portion shall not be used as a documentary evidence or otherwise before any investigative agencies or forum of law. This Report is confidential and proprietary to MIPL. The Subscriber and/or any other person(s) may not reproduce, publish or disclose any of the contents of the Report to others without the express authorization of MIPL. This Report is prepared and issued to the Subscriber without any risk, responsibility or liability on the part of MIPL or its officials.

<b>Imports :</b>	Not Divulged
<b>Terms :</b>	Not Divulged

**PRODUCTION STATUS – (NOT AVAILABLE)**

**GENERAL INFORMATION**

<b>Suppliers :</b>	<b>Reference :</b>	Not Divulged	
	<b>Name of the Person :</b>	--	
	<b>Contact No.:</b>	--	
	<b>Since How Long Known :</b>	--	
	<b>Maximum Limit Dealt :</b>	--	
	<b>Experience :</b>	--	
	<b>Remark :</b>	--	
<b>Customers :</b>	<b>Reference :</b>	Not Divulged	
	<b>Name of the Person :</b>	--	
	<b>Contact No.:</b>	--	
	<b>Since How Long Known :</b>	--	
	<b>Maximum Limit Dealt :</b>	--	
	<b>Experience :</b>	--	
	<b>Remark :</b>	--	
<b>No. of Employees :</b>	Information denied by the management		
<b>Bankers :</b>	<b>Banker Name :</b>	Karnataka Bank Limited	
	<b>Branch :</b>	Overseas Branch 1, Sarojini Naidu Sarani, Kolkata – 700017, West Bengal, India	
	<b>Person Name (With Designation) :</b>	--	
	<b>Contact Number :</b>	--	
	<b>Name of Account Holder :</b>	--	
	<b>Account Number :</b>	--	
	<b>Account Since (Date/Year of Account Opening) :</b>	--	
	<b>Average Balance Maintained :</b>	--	
	<b>Credit Facilities Enjoyed (CC/OD/Term Loan) :</b>	--	
	<b>Account Operation :</b>	--	
<b>Remark :</b>	--		
<b>Facilities :</b>	<b>SECURED LOANS</b>	<b>31.03.2017</b>	<b>31.03.2016</b>

	INR In Million	INR In Million
<b>LONG TERM BORROWINGS</b>		
Rupee term loans from others	325.934	226.500
Other loans and advances	1.670	1.122
<b>SHORT TERM BORROWINGS</b>		
Rupee term loans from banks	555.448	378.411
Other loans and advances	120.534	120.463
<b>Total</b>	<b>1003.586</b>	<b>726.496</b>

<b>Auditors :</b>	
<b>Name :</b>	Shalu Agrawal Chartered Accountants
<b>Address :</b>	1/3B, Club Town Greens , 167, Jessore Road, Kolkata – 700055, West Bengal, India
<b>PAN No.:</b>	AGUPA7320H
<b>Memberships :</b>	Not Available
<b>Collaborators :</b>	Not Available
<b>Enterprises which are owned, or have significant influence of or are partners with Key management personnel and their relatives :</b>	<ul style="list-style-type: none"> <li>• Brahm (Alloys) Limited</li> <li>• Brahm Energy Private Limited</li> <li>• Brahm Mines and Minerals Private Limited</li> <li>• Brahm Nirman Private Limited</li> <li>• Khasi Alloys Private Limited</li> <li>• Nalari Ferro Alloys Private Limited</li> </ul>

**CAPITAL STRUCTURE**

**AS ON 30.09.2017**

**Authorised Capital :**

No. of Shares	Type	Value	Amount
270000000	Equity Shares	INR 10/- each	INR 2700.000 Million

**Issued, Subscribed & Paid-up Capital :**

No. of Shares	Type	Value	Amount
25481375	Equity Shares	INR 10/- each	INR 254.814 Million

**DISCLAIMER :** This Report is **PRIVATE & CONFIDENTIAL** and it is prepared at the request of and for its use by the Subscriber only. The Subscriber shall use the contents of the Report merely as an aid to its business. Mira Inform Private Limited ("MIPL") has collated information/data in the Report, which have not been verified unless otherwise specifically mentioned in the Report. The Subscriber shall independently verify the accuracy and correctness of the information/data before in any way acting upon the same. MIPL shall not be liable for any harm, injury, loss or damage caused to the Subscriber due to default by the Subscriber's debtors/beneficiaries in fulfilling their obligations of any nature whatsoever. This Report or any of its portion shall not be used as a documentary evidence or otherwise before any investigative agencies or forum of law. This Report is confidential and proprietary to MIPL. The Subscriber and/or any other person(s) may not reproduce, publish or disclose any of the contents of the Report to others without the express authorization of MIPL. This Report is prepared and issued to the Subscriber without any risk, responsibility or liability on the part of MIPL or its officials.



**MIRA INFORM PRIVATE LIMITED**  
605, Palmspring, Near D'Mart, Link Road,  
Malad (West), Mumbai - 400 064. INDIA  
Tel : 91-22-40448000 (44 lines)  
Fax : 91-22-40448045 / 40448046  
E-mail : mira@mirainform.com  
info@mirainform.com  
Website : <http://www.mirainform.com>  
<http://www.miraglobalcheck.com>  
<http://www.miraglobalcollections.com>

--	--	--	--

**DISCLAIMER** : This Report is **PRIVATE & CONFIDENTIAL** and it is prepared at the request of and for its use by the Subscriber only. The Subscriber shall use the contents of the Report merely as an aid to its business. Mira Inform Private Limited ("MIPL") has collated information/data in the Report, which have not been verified unless otherwise specifically mentioned in the Report. The Subscriber shall independently verify the accuracy and correctness of the information/data before in any way acting upon the same. MIPL shall not be liable for any harm, injury, loss or damage caused to the Subscriber due to default by the Subscriber's debtors/beneficiaries in fulfilling their obligations of any nature whatsoever. This Report or any of its portion shall not be used as a documentary evidence or otherwise before any investigative agencies or forum of law. This Report is confidential and proprietary to MIPL. The Subscriber and/or any other person(s) may not reproduce, publish or disclose any of the contents of the Report to others without the express authorization of MIPL. This Report is prepared and issued to the Subscriber without any risk, responsibility or liability on the part of MIPL or its officials.

**FINANCIAL DATA**  
*[all figures are in INR Million]*

**ABRIDGED BALANCE SHEET**

SOURCES OF FUNDS	31.03.2017	31.03.2016	31.03.2015
<b>I. EQUITY AND LIABILITIES</b>			
(1) Shareholders' Funds			
(a) Share Capital	254.814	254.814	254.814
(b) Reserves & Surplus	198.247	185.303	182.264
(c) Money received against share warrants	0.000	0.000	0.000
(2) Share Application money pending allotment	0.000	0.000	0.000
<b>Total Shareholders' Funds (1) + (2)</b>	<b>453.061</b>	<b>440.117</b>	<b>437.078</b>
(3) Non-Current Liabilities			
(a) Long-term borrowings	370.992	271.010	379.567
(b) Deferred tax liabilities (Net)	62.731	58.740	49.973
(c) Other long term liabilities	0.000	0.000	0.000
(d) Long-term provisions	3.885	2.129	1.143
<b>Total Non-current Liabilities (3)</b>	<b>437.608</b>	<b>331.879</b>	<b>430.683</b>
(4) Current Liabilities			
(a) Short term borrowings	675.982	498.874	434.678
(b) Trade payables	417.146	429.273	237.229
(c) Other current liabilities	47.039	107.066	135.808
(d) Short-term provisions	3.848	2.580	3.549
<b>Total Current Liabilities (4)</b>	<b>1144.015</b>	<b>1037.793</b>	<b>811.264</b>
<b>TOTAL</b>	<b>2034.684</b>	<b>1809.789</b>	<b>1679.025</b>
<b>II. ASSETS</b>			
(1) Non-current assets			
(a) Fixed Assets			
(i) Tangible assets	564.592	604.950	644.650
(ii) Intangible Assets	0.000	0.000	0.000
(iii) Capital work-in-progress	0.000	0.000	0.000
(iv) Intangible assets under development	0.000	0.000	0.000
(b) Non-current Investments	0.000	0.000	0.000
(c) Deferred tax assets (net)	0.000	0.000	0.000
(d) Long-term Loan and Advances	7.516	0.673	0.602
(e) Other Non-current assets	7.596	4.076	3.801
<b>Total Non-Current Assets</b>	<b>579.704</b>	<b>609.699</b>	<b>649.053</b>

**DISCLAIMER** : This Report is **PRIVATE & CONFIDENTIAL** and it is prepared at the request of and for its use by the Subscriber only. The Subscriber shall use the contents of the Report merely as an aid to its business. Mira Inform Private Limited ("MIPL") has collated information/data in the Report, which have not been verified unless otherwise specifically mentioned in the Report. The Subscriber shall independently verify the accuracy and correctness of the information/data before in any way acting upon the same. MIPL shall not be liable for any harm, injury, loss or damage caused to the Subscriber due to default by the Subscriber's debtors/beneficiaries in fulfilling their obligations of any nature whatsoever. This Report or any of its portion shall not be used as a documentary evidence or otherwise before any investigative agencies or forum of law. This Report is confidential and proprietary to MIPL. The Subscriber and/or any other person(s) may not reproduce, publish or disclose any of the contents of the Report to others without the express authorization of MIPL. This Report is prepared and issued to the Subscriber without any risk, responsibility or liability on the part of MIPL or its officials.

(2) Current assets			
(a) Current investments	0.000	0.000	0.000
(b) Inventories	557.266	439.556	432.879
(c) Trade receivables	483.933	277.433	259.068
(d) Cash and cash equivalents	156.004	124.859	129.066
(e) Short-term loans and advances	65.248	148.502	34.124
(f) Other current assets	192.529	209.740	174.835
<b>Total Current Assets</b>	<b>1454.980</b>	<b>1200.090</b>	<b>1029.972</b>
<b>TOTAL</b>	<b>2034.684</b>	<b>1809.789</b>	<b>1679.025</b>

**PROFIT & LOSS ACCOUNT**

	PARTICULARS	31.03.2017	31.03.2016	31.03.2015
	<b>SALES</b>			
	Total Revenue from operations	1450.911	1287.421	1685.391
	Other Income	0.000	0.000	8.661
	<b>TOTAL</b>	<b>1450.911</b>	<b>1287.421</b>	<b>1694.052</b>
<b>Less</b>	<b>EXPENSES</b>			
	Cost of Materials Consumed	823.216	505.196	1027.347
	Purchases of Stock-in-Trade	96.496	58.056	1.611
	Changes in inventories of finished goods, work-in-progress and Stock-in-Trade	(115.352)	61.980	23.546
	Employee benefit expense	22.523	18.273	25.409
	Other expenses	418.130	462.060	438.794
	Prior period items before tax	(2.347)	2.808	1.021
	<b>TOTAL</b>	<b>1242.666</b>	<b>1108.373</b>	<b>1517.728</b>
	<b>PROFIT/ (LOSS) BEFORE INTEREST, TAX, DEPRECIATION AND AMORTISATION</b>	<b>208.245</b>	<b>179.048</b>	<b>176.324</b>
<b>Less</b>	<b>FINANCIAL EXPENSES</b>	149.694	125.596	125.285
	<b>PROFIT / (LOSS) BEFORE TAX, DEPRECIATION AND AMORTISATION</b>	<b>58.551</b>	<b>53.452</b>	<b>51.039</b>
<b>Less</b>	<b>DEPRECIATION/ AMORTISATION</b>	41.615	41.647	36.375
	<b>PROFIT/ (LOSS) BEFORE TAX</b>	<b>16.936</b>	<b>11.805</b>	<b>14.664</b>
<b>Less</b>	<b>TAX</b>	3.991	8.767	34.375
	<b>PROFIT/ (LOSS) AFTER TAX</b>	<b>12.945</b>	<b>3.038</b>	<b>(19.711)</b>

**DISCLAIMER** : This Report is **PRIVATE & CONFIDENTIAL** and it is prepared at the request of and for its use by the Subscriber only. The Subscriber shall use the contents of the Report merely as an aid to its business. Mira Inform Private Limited ("MIPL") has collated information/data in the Report, which have not been verified unless otherwise specifically mentioned in the Report. The Subscriber shall independently verify the accuracy and correctness of the information/data before in any way acting upon the same. MIPL shall not be liable for any harm, injury, loss or damage caused to the Subscriber due to default by the Subscriber's debtors/beneficiaries in fulfilling their obligations of any nature whatsoever. This Report or any of its portion shall not be used as a documentary evidence or otherwise before any investigative agencies or forum of law. This Report is confidential and proprietary to MIPL. The Subscriber and/or any other person(s) may not reproduce, publish or disclose any of the contents of the Report to others without the express authorization of MIPL. This Report is prepared and issued to the Subscriber without any risk, responsibility or liability on the part of MIPL or its officials.

Earnings / (Loss) Per Share (INR)	0.51	0.12	(0.77)
-----------------------------------	------	------	--------

**CURRENT MATURITIES OF LONG TERM DEBT DETAILS**

Particulars	31.03.2017	31.03.2016	31.03.2015
Current Maturities of Long term debt	0.000	0.000	93.533
Net cash flows from (used in) operations	(167.061)	284.983	52.645
Net cash flows from (used in) operating activities	79.578	217.018	223.961

**KEY RATIOS**

**EFFICIENCY RATIOS**

PARTICULARS	31.03.2017	31.03.2016	31.03.2015
Average Collection Days (Sundry Debtors / Income * 365 Days)	121.74	78.66	56.11
Account Receivables Turnover (Income / Sundry Debtors)	3.00	4.64	6.51
Average Payment Days (Sundry Creditors / Purchases * 365 Days)	165.55	278.18	84.15
Inventory Turnover (Operating Income / Inventories)	0.37	0.41	0.41
Asset Turnover (Operating Income / Net Fixed Assets)	0.37	0.30	0.27

**LEVERAGE RATIOS**

PARTICULARS	31.03.2017	31.03.2016	31.03.2015
Debt Ratio ((Borrowing + Current Liabilities) / Total Assets)	0.74	0.72	0.76
Debt Equity Ratio (Total Liability / Networth)	2.31	1.75	2.08
Current Liabilities to Networth (Current Liabilities / Net Worth)	2.53	2.36	1.86
Fixed Assets to Networth	1.25	1.37	1.47

**DISCLAIMER** : This Report is **PRIVATE & CONFIDENTIAL** and it is prepared at the request of and for its use by the Subscriber only. The Subscriber shall use the contents of the Report merely as an aid to its business. Mira Inform Private Limited ("MIPL") has collated information/data in the Report, which have not been verified unless otherwise specifically mentioned in the Report. The Subscriber shall independently verify the accuracy and correctness of the information/data before in any way acting upon the same. MIPL shall not be liable for any harm, injury, loss or damage caused to the Subscriber due to default by the Subscriber's debtors/beneficiaries in fulfilling their obligations of any nature whatsoever. This Report or any of its portion shall not be used as a documentary evidence or otherwise before any investigative agencies or forum of law. This Report is confidential and proprietary to MIPL. The Subscriber and/or any other person(s) may not reproduce, publish or disclose any of the contents of the Report to others without the express authorization of MIPL. This Report is prepared and issued to the Subscriber without any risk, responsibility or liability on the part of MIPL or its officials.

(Net Fixed Assets / Networth)			
Interest Coverage Ratio (PBIT / Financial Charges)	1.39	1.43	1.41

**PROFITABILITY RATIOS**

PARTICULARS		31.03.2017	31.03.2016	31.03.2015
PAT to Sales (PAT / Sales) * 100	%	0.89	0.24	(1.17)
Return on Total Assets (PAT / Total Assets) * 100	%	0.64	0.17	(1.17)
Return on Investment (ROI) (PAT / Networth) * 100	%	2.86	0.69	(4.51)

**SOLVENCY RATIOS**

PARTICULARS	31.03.2017	31.03.2016	31.03.2015
Current Ratio (Current Assets / Current Liabilities)	1.27	1.16	1.27
Quick Ratio (Current Assets – Inventories) / Current Liabilities)	0.78	0.73	0.74
G-Score Ratio Financial (Networth / Total Assets)	0.22	0.24	0.26
G-Score Ratio Debt (Debts / Equity Capital)	4.11	3.02	3.56
G-Score Ratio Liquidity (Total Current Assets / Total Current Liabilities)	1.27	1.16	1.27

Total Liability = Short-term Debt + Long-term Debt + Current Maturities of Long-term debts

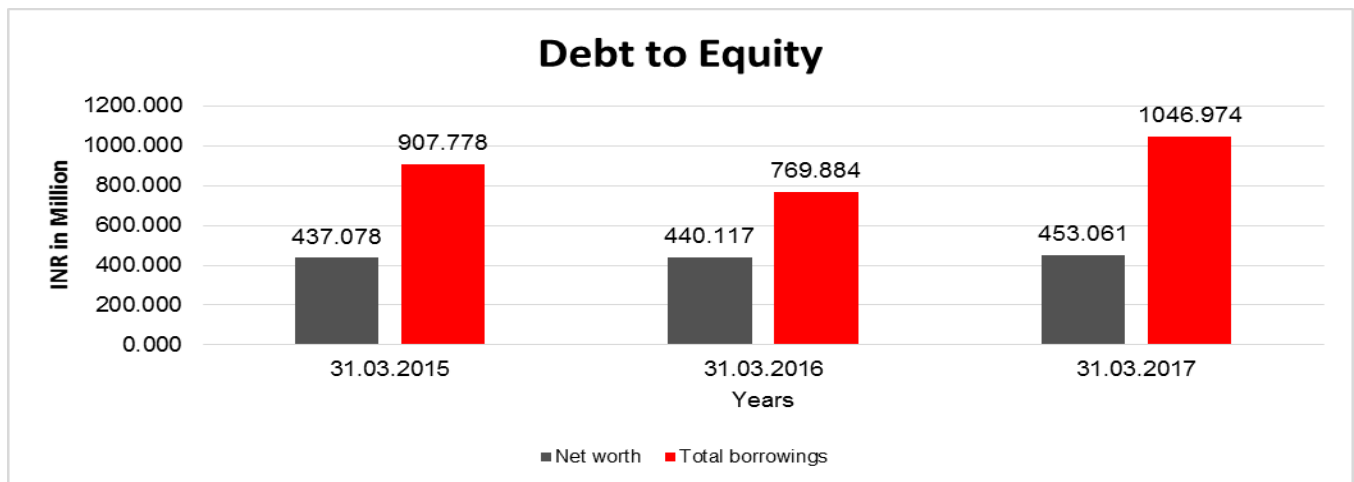
**FINANCIAL ANALYSIS**  
**[all figures are in INR Million]**

**DEBT EQUITY RATIO**

Particular	31.03.2015 (INR In Million)	31.03.2016 (INR In Million)	31.03.2017 (INR In Million)
Share Capital	254.814	254.814	254.814
Reserves & Surplus	182.264	185.303	198.247
<b>Net worth</b>	<b>437.078</b>	<b>440.117</b>	<b>453.061</b>

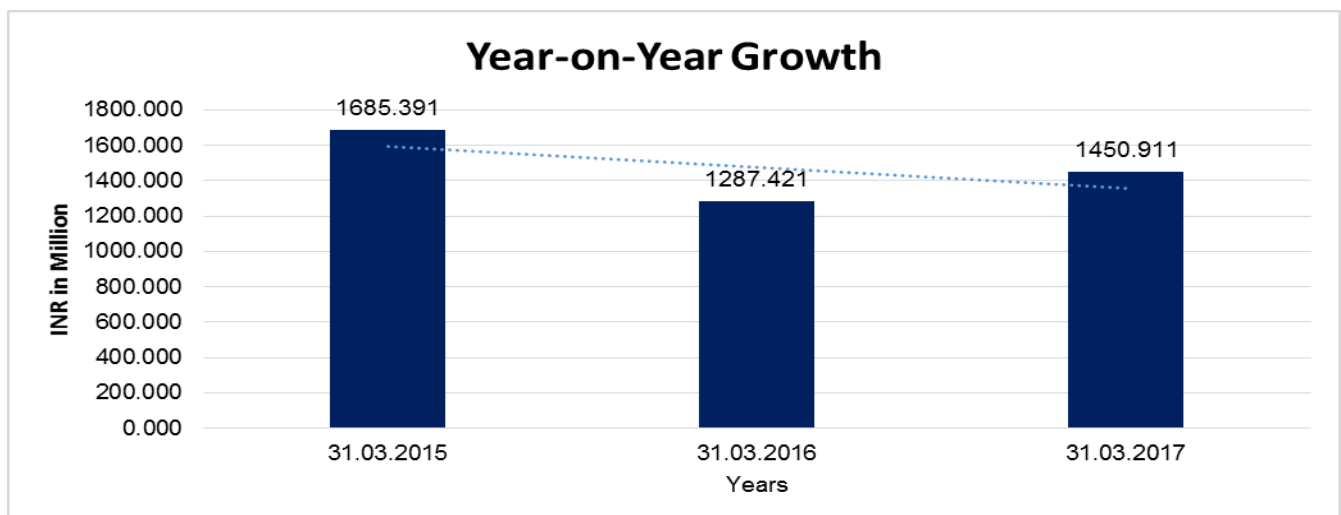
**DISCLAIMER** : This Report is **PRIVATE & CONFIDENTIAL** and it is prepared at the request of and for its use by the Subscriber only. The Subscriber shall use the contents of the Report merely as an aid to its business. Mira Inform Private Limited ("MIPL") has collated information/data in the Report, which have not been verified unless otherwise specifically mentioned in the Report. The Subscriber shall independently verify the accuracy and correctness of the information/data before in any way acting upon the same. MIPL shall not be liable for any harm, injury, loss or damage caused to the Subscriber due to default by the Subscriber's debtors/beneficiaries in fulfilling their obligations of any nature whatsoever. This Report or any of its portion shall not be used as a documentary evidence or otherwise before any investigative agencies or forum of law. This Report is confidential and proprietary to MIPL. The Subscriber and/or any other person(s) may not reproduce, publish or disclose any of the contents of the Report to others without the express authorization of MIPL. This Report is prepared and issued to the Subscriber without any risk, responsibility or liability on the part of MIPL or its officials.

Long-term borrowings	379.567	271.010	370.992
Short term borrowings	434.678	498.874	675.982
Current maturities of long-term debts	93.533	0.000	0.000
<b>Total borrowings</b>	<b>907.778</b>	<b>769.884</b>	<b>1046.974</b>
<b>Debt/Equity ratio</b>	<b>2.077</b>	<b>1.749</b>	<b>2.311</b>



### YEAR-ON-YEAR GROWTH

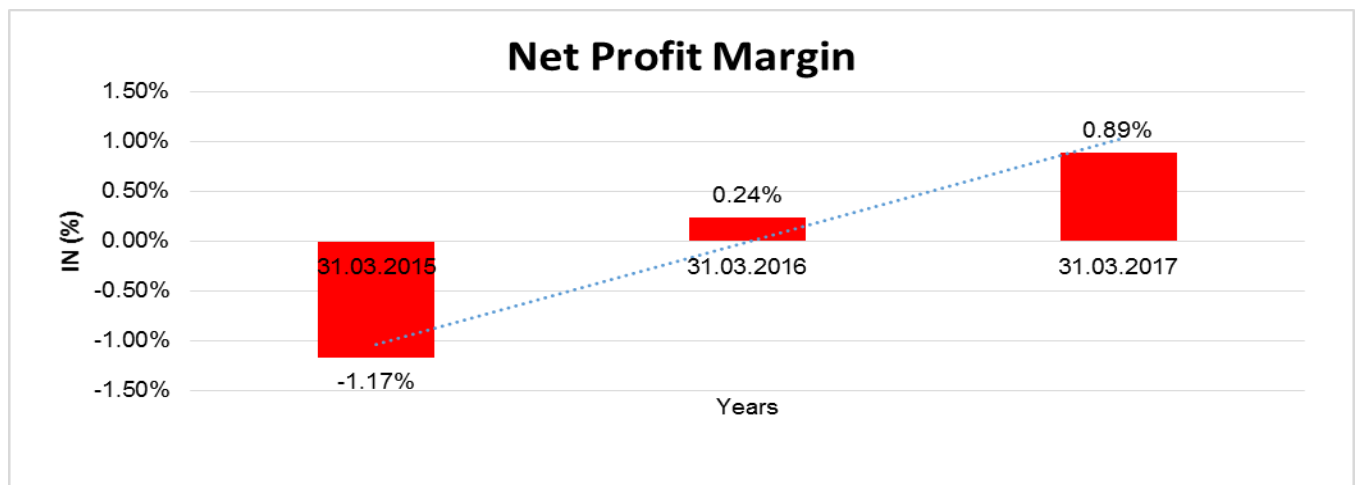
Year on Year Growth	31.03.2015	31.03.2016	31.03.2017
	(INR In Million)	(INR In Million)	(INR In Million)
Sales	1685.391	1287.421	1450.911
		<b>(23.613)</b>	<b>12.699</b>



**DISCLAIMER** : This Report is **PRIVATE & CONFIDENTIAL** and it is prepared at the request of and for its use by the Subscriber only. The Subscriber shall use the contents of the Report merely as an aid to its business. Mira Inform Private Limited ("MIPL") has collated information/data in the Report, which have not been verified unless otherwise specifically mentioned in the Report. The Subscriber shall independently verify the accuracy and correctness of the information/data before in any way acting upon the same. MIPL shall not be liable for any harm, injury, loss or damage caused to the Subscriber due to default by the Subscriber's debtors/beneficiaries in fulfilling their obligations of any nature whatsoever. This Report or any of its portion shall not be used as a documentary evidence or otherwise before any investigative agencies or forum of law. This Report is confidential and proprietary to MIPL. The Subscriber and/or any other person(s) may not reproduce, publish or disclose any of the contents of the Report to others without the express authorization of MIPL. This Report is prepared and issued to the Subscriber without any risk, responsibility or liability on the part of MIPL or its officials.

**NET PROFIT MARGIN**

Net Profit Margin	31.03.2015	31.03.2016	31.03.2017
	(INR In Million)	(INR In Million)	(INR In Million)
Sales	1685.391	1287.421	1450.911
Profit/ (Loss)	(19.711)	3.038	12.945
	<b>(1.17 %)</b>	<b>0.24 %</b>	<b>0.89 %</b>



**LOCAL AGENCY FURTHER INFORMATION**

Sr. No.	Check list by info agents	Available in Report (Yes/No)
1	Year of establishment	Yes
2	Constitution of the entity -Incorporation details	Yes
3	Locality of the entity	Yes
4	Premises details	No
5	Buyer visit details	--
6	Contact numbers	Yes
7	Name of the person contacted	Yes
8	Designation of contact person	Yes
9	Promoter's background	Yes
10	Date of Birth of Proprietor / Partners / Directors	Yes
11	Pan Card No. of Proprietor / Partners	Yes
12	Voter Id Card No. of Proprietor / Partners	No
13	Type of business	Yes
14	Line of Business	Yes
15	Export/import details (if applicable)	No
16	No. of employees	No

**DISCLAIMER** : This Report is **PRIVATE & CONFIDENTIAL** and it is prepared at the request of and for its use by the Subscriber only. The Subscriber shall use the contents of the Report merely as an aid to its business. Mira Inform Private Limited ("MIPL") has collated information/data in the Report, which have not been verified unless otherwise specifically mentioned in the Report. The Subscriber shall independently verify the accuracy and correctness of the information/data before in any way acting upon the same. MIPL shall not be liable for any harm, injury, loss or damage caused to the Subscriber due to default by the Subscriber's debtors/beneficiaries in fulfilling their obligations of any nature whatsoever. This Report or any of its portion shall not be used as a documentary evidence or otherwise before any investigative agencies or forum of law. This Report is confidential and proprietary to MIPL. The Subscriber and/or any other person(s) may not reproduce, publish or disclose any of the contents of the Report to others without the express authorization of MIPL. This Report is prepared and issued to the Subscriber without any risk, responsibility or liability on the part of MIPL or its officials.

17	Details of sister concerns	Yes
18	Major suppliers	No
19	Major customers	No
20	Banking Details	Yes
21	Banking facility details	Yes
22	Conduct of the banking account	--
23	Financials, if provided	Yes
24	Capital in the business	Yes
25	Last accounts filed at ROC, if applicable	Yes
26	Turnover of firm for last three years	Yes
27	Reasons for variation <> 20%	--
28	Estimation for coming financial year	No
29	Profitability for last three years	Yes
30	Major shareholders, if available	Yes
31	External Agency Rating, if available	No
32	Litigations that the firm/promoter involved in	--
33	Market information	--
34	Payments terms	No
35	Negative Reporting by Auditors in the Annual Report	No

**UNSECURED LOANS:**

PARTICULARS	31.03.2017 INR In Million	31.03.2016 INR In Million
<b>LONG TERM BORROWINGS</b>		
Rupee term loans from others	43.388	43.388
<b>Total</b>	<b>43.388</b>	<b>43.388</b>

**INDEX OF CHARGES:**

S No	SRN	Charge Id	Charge Holder Name	Date of Creation	Date of Modification	Date of Satisfaction	Amount	Address
1	G73730582	100147096	KARNATAKA BANK LTD.	30/12/2017	-	-	27000000.0	OVERSEAS BRANCH1, SAROJINI NAIDU SARANIKOLKATAW B700017IN
2	G72542756	100144062	PUNJAB NATIONAL BANK	03/07/2017	-	-	877000000.0	109, G. T. ROADBURDWANBU RDWANWB 713101IN
3	C49466	105600	KARNATA	20/02/2	-	-	300000000.0	OVERSEAS

**DISCLAIMER :** This Report is **PRIVATE & CONFIDENTIAL** and it is prepared at the request of and for its use by the Subscriber only. The Subscriber shall use the contents of the Report merely as an aid to its business. Mira Inform Private Limited ("MIPL") has collated information/data in the Report, which have not been verified unless otherwise specifically mentioned in the Report. The Subscriber shall independently verify the accuracy and correctness of the information/data before in any way acting upon the same. MIPL shall not be liable for any harm, injury, loss or damage caused to the Subscriber due to default by the Subscriber's debtors/beneficiaries in fulfilling their obligations of any nature whatsoever. This Report or any of its portion shall not be used as a documentary evidence or otherwise before any investigative agencies or forum of law. This Report is confidential and proprietary to MIPL. The Subscriber and/or any other person(s) may not reproduce, publish or disclose any of the contents of the Report to others without the express authorization of MIPL. This Report is prepared and issued to the Subscriber without any risk, responsibility or liability on the part of MIPL or its officials.

	105	80	KA BANK LTD.	015				BRANCH,1, SAROJINI NAIDU SARANIKOLKATAW B700017IN
4	G51462 026	105062 57	KARNATA KA BANK LTD.	06/06/2 014	12/06/2 017	-	192400000.0	OVERSEAS BRANCH1, SAROJINI NAIDU SARANIKOLKATAW B700017IN
5	B74482 738	103479 69	STATE BANK OF INDIA	27/09/2 011	10/04/2 013	-	653000000.0	COMMERCIAL BRANCH, BEE KAY TOWER,2ND FLOOR, GANESHGURIGUW AHATIAS781006IN
6	C03706 710	102411 14	WEST BENGAL FINANCIAL CORPORA TION	13/09/2 010	27/03/2 014	-	464000000.0	12A, NETAJI SUBHAS ROAD3RD & 4TH FLOORKOLKATAW B700001IN

**FIXED ASSETS:**

- Land
- Building
- Plant and Machinery
- Furniture and Fixture
- Office Equipment
- Computer
- Vehicles

**CMT REPORT (Corruption, Money Laundering & Terrorism]**

The Public Notice information has been collected from various sources including but not limited to: ***The Courts, India Prisons Service, Interpol, etc.***

**1] INFORMATION ON DESIGNATED PARTY**

No records exist designating subject or any of its beneficial owners, controlling shareholders or senior officers as terrorist or terrorist organization or whom notice had been received that all financial transactions involving their assets have been blocked or convicted, found guilty or against whom a judgement or order had been entered in a proceedings for violating money-laundering, anti-corruption or bribery or international economic or anti-terrorism sanction laws or whose assets were seized, blocked, frozen or ordered forfeited for violation of money laundering or international anti-terrorism laws.

**2] Court Declaration :**

No records exist to suggest that subject is or was the subject of any formal or informal allegations, prosecutions or other official proceeding for making any prohibited payments or other improper payments to government officials for engaging in prohibited transactions or with designated parties.

**3] Asset Declaration :**

No records exist to suggest that the property or assets of the subject are derived from criminal conduct or a prohibited transaction.

**4] Record on Financial Crime :**

Charges or conviction registered against subject: **None**

**5] Records on Violation of Anti-Corruption Laws :**

Charges or investigation registered against subject: **None**

**6] Records on Int'l Anti-Money Laundering Laws/Standards :**

Charges or investigation registered against subject: **None**

**7] Criminal Records**

No available information exist that suggest that subject or any of its principals have been formally charged or convicted by a competent governmental authority for any financial crime or under any formal investigation by a competent government authority for any violation of anti-corruption laws or international anti-money laundering laws or standard.

**8] Affiliation with Government :**

No record exists to suggest that any director or indirect owners, controlling shareholders, director, officer or employee of the company is a government official or a family member or close business associate of a Government official.

**9] Compensation Package :**

Our market survey revealed that the amount of compensation sought by the subject is fair and reasonable and comparable to compensation paid to others for similar services.

**10] Press Report :**

No press reports / filings exists on the subject.

**CORPORATE GOVERNANCE**

MIRA INFORM as part of its Due Diligence do provide comments on Corporate Governance to identify management and governance. These factors often have been predictive and in some cases have created vulnerabilities to credit deterioration.

Our Governance Assessment focuses principally on the interactions between a company's management, its Board of Directors, Shareholders and other financial stakeholders.

**CONTRAVENTION**

Subject is not known to have contravened any existing local laws, regulations or policies that prohibit, restrict or otherwise affect the terms and conditions that could be included in the agreement with the subject.

**FOREIGN EXCHANGE RATES**

Currency	Unit	INR
US Dollar	1	INR 68.69
UK Pound	1	INR 90.35
Euro	1	INR 80.02

**INFORMATION DETAILS**

<b>Information Gathered by :</b>	AKS
<b>Analysis Done by :</b>	VAR
<b>Report Prepared by :</b>	NKT

**SCORE FACTORS**

DEMERIT POINTS		
--BANK CHARGES	YES/NO	YES
--LITIGATION	YES/NO	NO
--OTHER ADVERSE INFORMATION	YES/NO	NO
MERIT POINTS		
--SOLE DISTRIBUTORSHIP	YES/NO	NO
--EXPORT ACTIVITIES	YES/NO	NO
--AFFILIATION	YES/NO	YES
--LISTED	YES/NO	NO
--OTHER MERIT FACTORS	YES/NO	YES

**RATING EXPLANATIONS**

Credit Rating	Explanation	Rating Comments
A++	Minimum Risk	Business dealings permissible with minimum risk of default
A+	Low Risk	Business dealings permissible with low risk of default
A	Acceptable Risk	Business dealings permissible with moderate risk of default
B	Medium Risk	Business dealings permissible on a regular monitoring basis
C	Medium High Risk	Business dealings permissible preferably on secured basis
D	High Risk	Business dealing not recommended or on secured terms only
NB	New Business	No recommendation can be done due to business in infancy stage
NT	No Trace	No recommendation can be done as the business is not traceable

NB is stated where there is insufficient information to facilitate rating. However, it is not to be considered as unfavourable.

This score serves as a reference to assess SC's credit risk and to set the amount of credit to be extended. It is calculated from a composite of weighted scores obtained from each of the major sections of this report. The assessed factors are as follows:

- Financial condition covering various ratios
- Company background and operations size
- Promoters / Management background
- Payment record
- Litigation against the subject
- Industry scenario / competitor analysis
- Supplier / Customer / Banker review (wherever available)

**DISCLAIMER** : This Report is **PRIVATE & CONFIDENTIAL** and it is prepared at the request of and for its use by the Subscriber only. The Subscriber shall use the contents of the Report merely as an aid to its business. Mira Inform Private Limited ("MIPL") has collated information/data in the Report, which have not been verified unless otherwise specifically mentioned in the Report. The Subscriber shall independently verify the accuracy and correctness of the information/data before in any way acting upon the same. MIPL shall not be liable for any harm, injury, loss or damage caused to the Subscriber due to default by the Subscriber's debtors/beneficiaries in fulfilling their obligations of any nature whatsoever. This Report or any of its portion shall not be used as a documentary evidence or otherwise before any investigative agencies or forum of law. This Report is confidential and proprietary to MIPL. The Subscriber and/or any other person(s) may not reproduce, publish or disclose any of the contents of the Report to others without the express authorization of MIPL. This Report is prepared and issued to the Subscriber without any risk, responsibility or liability on the part of MIPL or its officials.