

MIRA INFORM REPORT

Report No. :	518526
Report Date :	05.07.2018

IDENTIFICATION DETAILS

Name :	URC CONSTRUCTION PRIVATE LIMITED
Registered Office :	119, Power House Road, Periyar, Erode District – 638001, Tamilnadu
Mobile No.:	91-9448464655 (Mr. Pradeep)
Country :	India
Financials (as on) :	31.03.2017
Date of Incorporation :	21.10.1991
CIN No.: [Company Identification No.]	U45201TZ1991PTC003473
Capital Investment / Paid-up Capital :	INR 49.900 Million
PAN No.: [Permanent Account No.]	AAACU2425Q
GSTN : [Goods & Service Tax Registration No.]	33AAACU2425Q1Z7
Legal Form :	Private Limited Liability Company
Line of Business :	Engineering and Construction activities. [Registered activity]
No. of Employees :	Information denied by the management

RATING & COMMENTS

(Mira Inform has adopted New Rating mechanism w.e.f. 23rd January 2017)

MIRA's Rating : A

Credit Rating	Explanation	Rating Comments
A	Acceptable Risk	Business dealings permissible with moderate risk of default

Maximum Credit Limit : USD 5000000

DISCLAIMER : This Report is **PRIVATE & CONFIDENTIAL** and it is prepared at the request of and for its use by the Subscriber only. The Subscriber shall use the contents of the Report merely as an aid to its business. Mira Inform Private Limited ("MIPL") has collated information/data in the Report, which have not been verified unless otherwise specifically mentioned in the Report. The Subscriber shall independently verify the accuracy and correctness of the information/data before in any way acting upon the same. MIPL shall not be liable for any harm, injury, loss or damage caused to the Subscriber due to default by the Subscriber's debtors/beneficiaries in fulfilling their obligations of any nature whatsoever. This Report or any of its portion shall not be used as a documentary evidence or otherwise before any investigative agencies or forum of law. This Report is confidential and proprietary to MIPL. The Subscriber and/or any other person(s) may not reproduce, publish or disclose any of the contents of the Report to others without the express authorization of MIPL. This Report is prepared and issued to the Subscriber without any risk, responsibility or liability on the part of MIPL or its officials.

Status :	Good
Payment Behaviour :	Slow but correct
Litigation :	Exists
Comments :	<p>URC Construction Private Limited was incorporated in the year 1991. It is engaged in engineering and construction activities.</p> <p>For the financial year 2017, the revenue of the company has decreased by 14.16% but has managed to maintain average profit margin of 2.01%</p> <p>The healthy financial profile of the company is marked by strong networth base along with comfortable debt coverage indicators.</p> <p>The company has decent Earning per Share (EPS) of INR 248.36 against the face value (FV) of INR 100.</p> <p>The rating takes into considered established track record of URC with around six decades of operation, vast experiences of the promoters in the construction business and reputed client profile.</p> <p>However, rating strengths are partially offset by increasing competitive pressure in the construction business with the challenging industry scenario, working capital intensive nature of operations and stretched collected period and unfavourable gap between trade payables and trace receivables.</p> <p>Business is active. Payment seems to be slow but correct.</p> <p>In view of aforesaid, the company can be considered for business dealings at usual trade terms and conditions.</p>

NOTES :

Any query related to this report can be made on e-mail : infodept@mirainform.com while quoting report number, name and date.

ECGC Country Risk Classification List

Country Name	Previous Rating (31.12.2017)	Current Rating (01.04.2018)
India	A1	A1

Risk Category	ECGC Classification
Insignificant	A1
Low Risk	A2
Moderately Low Risk	B1

DISCLAIMER : This Report is **PRIVATE & CONFIDENTIAL** and it is prepared at the request of and for its use by the Subscriber only. The Subscriber shall use the contents of the Report merely as an aid to its business. Mira Inform Private Limited ("MIPL") has collated information/data in the Report, which have not been verified unless otherwise specifically mentioned in the Report. The Subscriber shall independently verify the accuracy and correctness of the information/data before in any way acting upon the same. MIPL shall not be liable for any harm, injury, loss or damage caused to the Subscriber due to default by the Subscriber's debtors/beneficiaries in fulfilling their obligations of any nature whatsoever. This Report or any of its portion shall not be used as a documentary evidence or otherwise before any investigative agencies or forum of law. This Report is confidential and proprietary to MIPL. The Subscriber and/or any other person(s) may not reproduce, publish or disclose any of the contents of the Report to others without the express authorization of MIPL. This Report is prepared and issued to the Subscriber without any risk, responsibility or liability on the part of MIPL or its officials.

Moderate Risk	B2
Moderately High Risk	C1
High Risk	C2
Very High Risk	D

EXTERNAL AGENCY RATING

Rating Agency Name	CARE
Rating	Long term bank facilities: BBB
Rating Explanation	Moderate degree of safety and moderate credit risk.
Date	08.09.2017

Rating Agency Name	CARE
Rating	Short term bank facilities: A3
Rating Explanation	Moderate degree of safety and higher credit risk.
Date	08.09.2017

RBI DEFAULTERS' LIST STATUS

Subject's name is not enlisted as a defaulter in the publicly available RBI Defaulters' list.

EPF (Employee Provident Fund) DEFAULTERS' LIST STATUS

Subject's name is not enlisted as a defaulter in the publicly available EPF (Employee Provident Fund) Defaulters' list as of 31-03-2018.

BIFR (Board for Industrial & Financial Reconstruction) LISTING STATUS

Subject's name is not listed as a Sick Unit in the publicly available BIFR (Board for Industrial & Financial Reconstruction) list as of 05.07.2018

IBBI (Insolvency and Bankruptcy Board of India) LISTING STATUS

Subject's name is not listed in the publicly available IBBI (Insolvency and Bankruptcy Board of India) list as of report date.

INFORMATION PARTED BY

Name :	Mr. Pradeep
Designation :	Not Divulged
Contact No.:	91-9448464655

DISCLAIMER : This Report is **PRIVATE & CONFIDENTIAL** and it is prepared at the request of and for its use by the Subscriber only. The Subscriber shall use the contents of the Report merely as an aid to its business. Mira Inform Private Limited ("MIPL") has collated information/data in the Report, which have not been verified unless otherwise specifically mentioned in the Report. The Subscriber shall independently verify the accuracy and correctness of the information/data before in any way acting upon the same. MIPL shall not be liable for any harm, injury, loss or damage caused to the Subscriber due to default by the Subscriber's debtors/beneficiaries in fulfilling their obligations of any nature whatsoever. This Report or any of its portion shall not be used as a documentary evidence or otherwise before any investigative agencies or forum of law. This Report is confidential and proprietary to MIPL. The Subscriber and/or any other person(s) may not reproduce, publish or disclose any of the contents of the Report to others without the express authorization of MIPL. This Report is prepared and issued to the Subscriber without any risk, responsibility or liability on the part of MIPL or its officials.

Date :	04.07.2018
--------	------------

Management Non-Cooperative (/91-424-2264645/2431675)

LOCATIONS

Registered Office :	119, Power House Road, Periyar, Erode District – 638001, Tamilnadu, India
Tel. No.:	91-424-2264645/2431675
Mobile No.:	91-9448464655 (Mr. Pradeep)
Fax No.:	91-424-225106
E-Mail :	ganesan.rengasamy@urcc.in
Website :	http://www.urcindia.com
Head office:	URC Nagar, 3rd Street, Veerappampalayam, Thindal(PO), Erode - 638012 Tamilnadu, India
Tel. No.:	91-424-2431675 / 2430138 / 139
Fax No.:	91-424-2431418

DIRECTORS

AS ON 31.03.2018

Name :	Devarajan Chinnusamy			
Designation :	Managing Director			
Address :	63(Old No 73), Periyanna Street, Erode - 638001, Tamilnadu, India			
Date of Birth/Age :	12.05.1961			
Date of Appointment :	01.02.2012			
DIN No.:	00109836			
Other Directorship:	CIN/FCRN	Company Name	Begin Date	End Date
	U72200TZ2016PTC022361	OREOPS FRAMEWORK PRIVATE LIMITED	03/03/2016	-
	U74900TZ2014PLC020240	TEXVALLEY MARKET LIMITED	10/02/2014	-
	U74900TZ2014PLC020239	TEXVALLEY WEEKLY MARKET LIMITED	10/02/2014	-
	U31900TZ2014PTC020199	URC POWER PRODUCT PRIVATE LIMITED	29/01/2014	-
	U93000TZ2013PTC019840	FIVE P VENTURE INDIA PRIVATE LIMITED	18/10/2013	-
	U45203TZ2009PTC015407	URC SALMOC J V INFRASTRUCTURE PRIVATE LIMITED	19/08/2009	-
	U45201TZ2009PTC015339	URC CREATIVE DEVELOPERS PRIVATE LIMITED	13/07/2009	-
	U74999TZ2009PTC014968	ERODE TEXTILE MALL PRIVATE LIMITED	30/09/2011	-
	U45200MH2008NPL188263	INSTITUTE FOR LEAN CONSTRUCTION EXCELLENCE	24/09/2015	-
	U72200TZ2008PTC014337	URC INFOTEC PRIVATE LIMITED	05/08/2009	-
	L01222TZ1995PLC006025	SKM EGG PRODUCTS EXPORT INDIA LIMITED	29/09/2012	-
Name :	Subbaiyan Palanisamy			

DISCLAIMER : This Report is **PRIVATE & CONFIDENTIAL** and it is prepared at the request of and for its use by the Subscriber only. The Subscriber shall use the contents of the Report merely as an aid to its business. Mira Inform Private Limited ("MIPL") has collated information/data in the Report, which have not been verified unless otherwise specifically mentioned in the Report. The Subscriber shall independently verify the accuracy and correctness of the information/data before in any way acting upon the same. MIPL shall not be liable for any harm, injury, loss or damage caused to the Subscriber due to default by the Subscriber's debtors/beneficiaries in fulfilling their obligations of any nature whatsoever. This Report or any of its portion shall not be used as a documentary evidence or otherwise before any investigative agencies or forum of law. This Report is confidential and proprietary to MIPL. The Subscriber and/or any other person(s) may not reproduce, publish or disclose any of the contents of the Report to others without the express authorization of MIPL. This Report is prepared and issued to the Subscriber without any risk, responsibility or liability on the part of MIPL or its officials.

Designation :	Managing Director		
Address :	13(Old No H -12) Periyar Nagar, Erode -638001, Tamilnadu, India		
Date of Birth/Age :	07.07.1962		
Date of Appointment :	01.02.2012		
DIN No.:	00109859		
Other Directorship:			
CIN/FCRN	Company Name	Begin Date	End Date
U74999TZ2009PTC014968	ERODE TEXTILE MALL PRIVATE LIMITED	30/09/2011	-
U45203TZ2009PTC015407	URC SALMOC J V INFRASTRUCTURE PRIVATE LIMITED	19/08/2009	-
U74900TZ2014PLC020239	TEXVALLEY WEEKLY MARKET LIMITED	10/02/2014	-
U74900TZ2014PLC020240	TEXVALLEY MARKET LIMITED	10/02/2014	-
Name :	Chinnusamy Kanagasabapathy		
Designation :	Wholetime Director		
Address :	6, Chithamparam Chetti Colony – I, Erode - 638001, Tamilnadu, India		
Date of Appointment :	01.02.2012		
DIN No.:	00109678		
Name :	Kanagasabapathy Saraswathi		
Designation :	Wholetime Director		
Address :	68-69, Pavar House Road, Erode (M), Erode 638001, Tamilnadu, India		
Date of Birth/Age :	06.06.1966		
Date of Appointment :	08.03.2009		
DIN No.:	02605656		
Name :	Palanisamy Devi		
Designation :	Wholetime Director		
Address :	Old No.H102 New No. 13, Periyar Nagar -1, Erode - 638001, Tamilnadu, India		
Date of Birth/Age :	15.01.1965		
Date of Appointment :	08.03.2009		
DIN No.:	02605666		
Name :	Devarajan Kamalam		
Designation :	Wholetime Director		
Address :	No.73, Periyanaan Veethi, Erode 638001, Tamilnadu, India		
Date of Birth/Age :	15.05.1966		
Date of Appointment :	08.03.2009		
DIN No.:	02605675		

KEY EXECUTIVES

Name :	Mr. V Muthu Kumar
Designation :	Accounts General Manager (Purchase)

DISCLAIMER : This Report is **PRIVATE & CONFIDENTIAL** and it is prepared at the request of and for its use by the Subscriber only. The Subscriber shall use the contents of the Report merely as an aid to its business. Mira Inform Private Limited ("MIPL") has collated information/data in the Report, which have not been verified unless otherwise specifically mentioned in the Report. The Subscriber shall independently verify the accuracy and correctness of the information/data before in any way acting upon the same. MIPL shall not be liable for any harm, injury, loss or damage caused to the Subscriber due to default by the Subscriber's debtors/beneficiaries in fulfilling their obligations of any nature whatsoever. This Report or any of its portion shall not be used as a documentary evidence or otherwise before any investigative agencies or forum of law. This Report is confidential and proprietary to MIPL. The Subscriber and/or any other person(s) may not reproduce, publish or disclose any of the contents of the Report to others without the express authorization of MIPL. This Report is prepared and issued to the Subscriber without any risk, responsibility or liability on the part of MIPL or its officials.

MAJOR SHAREHOLDERS

AS ON 31.03.2017

Names of Shareholders	No. of Shares
URC Kanagasabapathy	125105
Devarajan Chinnusamy	125105
Palanisamy Devi	8920
Subbaiyan Palanisamy	125105
Devarajan Kamalam	8920
Kanagasabapathy Saraswathi	8920
C Thulasiammal	64711
K Abirami	5369
K Sruthi Sakthi	5369
D Kabila	5369
D Shree Bharathi	5369
P Ram Prasath	5369
P Hari Shankar	5369
Total	499000

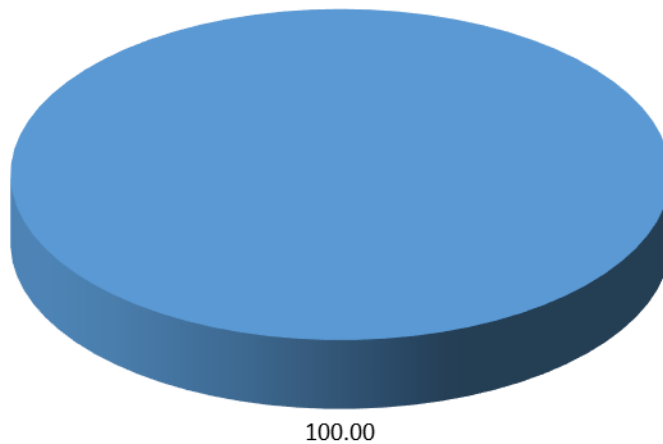
Equity Share Break up (Percentage of Total Equity)

AS ON 12.07.2017

Category	Percentage
Promoters- Individual/Hindu Undivided Family- Indian	100.00
Total	100.00

Share holding pattern

■ Promoters- Individual/Hindu Undivided Family- Indian



BUSINESS DETAILS

Line of Business :	Engineering and Construction activities. [Registered activity]		
Products / Services :	Name and Description of main products / services	NIC	Code of the Product/service
	Construction of Building	410	
	Construction roads and railways	421	
	Construction of other civil engineering projects	429	
Brand Names :	Not Available		
Agencies Held :	Not Available		
Exports :	Not Divulged		
Imports :	Not Divulged		
Terms :	Not Divulged		

DISCLAIMER : This Report is **PRIVATE & CONFIDENTIAL** and it is prepared at the request of and for its use by the Subscriber only. The Subscriber shall use the contents of the Report merely as an aid to its business. Mira Inform Private Limited ("MIPL") has collated information/data in the Report, which have not been verified unless otherwise specifically mentioned in the Report. The Subscriber shall independently verify the accuracy and correctness of the information/data before in any way acting upon the same. MIPL shall not be liable for any harm, injury, loss or damage caused to the Subscriber due to default by the Subscriber's debtors/beneficiaries in fulfilling their obligations of any nature whatsoever. This Report or any of its portion shall not be used as a documentary evidence or otherwise before any investigative agencies or forum of law. This Report is confidential and proprietary to MIPL. The Subscriber and/or any other person(s) may not reproduce, publish or disclose any of the contents of the Report to others without the express authorization of MIPL. This Report is prepared and issued to the Subscriber without any risk, responsibility or liability on the part of MIPL or its officials.

PRODUCTION STATUS – (NOT AVAILABLE)

GENERAL INFORMATION

Suppliers :	Reference :	Not Divulged	
	Name of the Person :	--	
	Contact No.:	--	
	Since How Long Known :	--	
	Maximum Limit Dealt :	--	
	Experience :	--	
	Remark:	--	
Customers :	Reference :	Not Divulged	
	Name of the Person :	--	
	Contact No.:	--	
	Since How Long Known :	--	
	Maximum Limit Dealt :	--	
	Experience :	--	
	Remark:	--	
No. of Employees :	Information denied by the management		
Bankers :	Banker Name :	Kotak Mahindra Bank Limited	
	Branch :	27BKC, C 27, G Block, Bandra Kurla Complex, Bandra (East), Mumbai - 400051, Maharashtra, India	
	Person Name (With Designation) :	--	
	Contact Number :	--	
	Name of Account Holder :	--	
	Account Number :	--	
	Account Since (Date/Year of Account Opening) :	--	
	Average Balance Maintained :	--	
	Credit Facilities Enjoyed (CC/OD/Term Loan) :	--	
	Account Operation :	--	
	Remark :	--	
		<ul style="list-style-type: none"> • Union Bank of India Limited, Mid Corporate Branch, Sakthi Towers No.766 (old)/ 178(New) Anna Salai, Chennai - 600002, Tamilnadu, India • IndusInd Bank Limited, No.34, G.N Chetty Road, T Nagar, Chennai - 600017, Tamilnadu, India • Indian Bank, No 118 -119, Indira Nagar, Arcot Road, Valasaravakkam, Chennai - 600087, Tamilnadu, India 	

Facilities :	(INR In Million)		
	SECURED LOAN	As on 31.03.2017	As on 31.03.2016
	LONG TERM BORROWING		
	Rupee term loans from banks	444.792	182.522
	SHORT TERM BORROWING		
	Loans repayable on demand from banks	1922.588	1899.294
	Total	2367.380	2081.816

Auditors :	
Name :	Chinnayan and Associates Chartered Accountants
Address :	S-3, Periyar Nagar, Erode – 638001, Tamilnadu, India
PAN N Income-tax PAN of auditor or auditor's firm :	AAEFC9258J
Memberships :	Not Available
Collaborators :	Not Available
Other Related Parties:	<ul style="list-style-type: none"> • Devi Constructions, Erode • Erode Textile Mall Limited, Erode • URC Creative Developers (Private) Limited, Erode • GMS Elegant Builders India (Private) Limited, Erode • URC Infotec (Private) Limited, Erode • R.R. Thulasi Builders (India) Private Limited, Erode • S.Selvaraj & Co., Erode • URC Builders, Erode
Subsidiary Companies:	<ul style="list-style-type: none"> • URC Constructions Middle East LLC, Oman • URC Power Product (Private) Limited, Erode
Associate Company:	<ul style="list-style-type: none"> • Ulavar Kalangiyam Limited
Joint Venture Firms (AOP):	<ul style="list-style-type: none"> • Kalindee-URC(JV)

CAPITAL STRUCTURE

AS ON 31.03.2017

Authorised Capital :

No. of Shares	Type	Value	Amount
5,00,000	Equity Shares	INR 100/- each	INR 50.000 Million

Issued, Subscribed & Paid-up Capital :

No. of Shares	Type	Value	Amount
4,99,000	Equity Shares	INR 100/- each	INR 49.900 Million

FINANCIAL DATA
[all figures are INR Million]

ABRIDGED BALANCE SHEET (STANDALONE)

SOURCES OF FUNDS	31.03.2017	31.03.2016	31.03.2015
I. EQUITY AND LIABILITIES			
(1) Shareholders' Funds			
(a) Share Capital	49.900	49.900	49.900
(b) Reserves and Surplus	1696.153	1572.252	1439.328
(c) Money received against share warrants	0.000	0.000	0.000
(2) Share Application money pending allotment	0.000	0.000	0.000
Total Shareholders' Funds (1) + (2)	1746.053	1622.152	1489.228
(3) Non-Current Liabilities			
(a) long-term borrowings	444.792	182.522	165.244
(b) Deferred tax liabilities (Net)	46.489	68.705	71.497
(c) Other long-term liabilities	128.480	149.935	173.516
(d) long-term provisions	0.000	0.000	0.000
Total Non-current Liabilities (3)	619.761	401.162	410.257
(4) Current Liabilities			
(a) Short-term borrowings	1922.588	2070.654	1556.175
(b) Trade payables	1181.579	1081.212	851.069
(c) Other current liabilities	861.531	1059.296	1332.239
(d) Short-term provisions	0.000	0.000	0.000
Total Current Liabilities (4)	3965.698	4211.162	3739.483
TOTAL	6331.512	6234.476	5638.968
II. ASSETS			
(1) Non-current assets			
(a) Fixed Assets			
(i) Tangible assets	1073.887	1194.894	1179.796
(ii) Intangible Assets	0.867	0.867	0.867
(iii) Tangible assets capital work-in-progress	0.000	0.000	1.663
(iv) Intangible assets under development	0.000	0.000	0.000
(b) Non-current Investments	31.019	30.988	30.704
(c) Deferred tax assets (net)	0.000	0.000	0.000
(d) Long-term loans and advances	12.161	34.553	32.040
(e) Other Non-current assets	0.000	0.000	0.000
Total Non-Current Assets	1117.934	1261.302	1245.070

DISCLAIMER : This Report is **PRIVATE & CONFIDENTIAL** and it is prepared at the request of and for its use by the Subscriber only. The Subscriber shall use the contents of the Report merely as an aid to its business. Mira Inform Private Limited ("MIPL") has collated information/data in the Report, which have not been verified unless otherwise specifically mentioned in the Report. The Subscriber shall independently verify the accuracy and correctness of the information/data before in any way acting upon the same. MIPL shall not be liable for any harm, injury, loss or damage caused to the Subscriber due to default by the Subscriber's debtors/beneficiaries in fulfilling their obligations of any nature whatsoever. This Report or any of its portion shall not be used as a documentary evidence or otherwise before any investigative agencies or forum of law. This Report is confidential and proprietary to MIPL. The Subscriber and/or any other person(s) may not reproduce, publish or disclose any of the contents of the Report to others without the express authorization of MIPL. This Report is prepared and issued to the Subscriber without any risk, responsibility or liability on the part of MIPL or its officials.

(2) Current assets			
(a) Current investments	0.103	0.126	0.310
(b) Inventories	1996.326	2037.572	1780.517
(c) Trade receivables	2319.858	1962.087	1715.716
(d) Cash and bank balances	443.074	465.424	459.352
(e) Short-term loans and advances	454.189	507.937	437.781
(f) Other current assets	0.028	0.028	0.222
Total Current Assets	5213.578	4973.174	4393.898
TOTAL	6331.512	6234.476	5638.968

PROFIT & LOSS ACCOUNT (STANDALONE)

	PARTICULARS	31.03.2017	31.03.2016	31.03.2015
	SALES			
	Income	6176.106	7195.179	6768.869
	Other Income	45.270	43.622	36.169
	TOTAL	6221.376	7238.801	6805.038
Less	EXPENSES			
	Cost of Materials Consumed	2453.939	3181.688	3205.699
	Purchases of Stock-in-Trade	0.000	1024.305	772.701
	Employee benefit expense	1422.711	1746.578	1646.844
	CSR expenditure	0.505	6.116	3.561
	Other expenses	1580.757	495.430	453.880
	Exceptional items	0.317	(0.249)	(187.985)
	TOTAL	5458.229	6453.868	5894.700
	PROFIT/ (LOSS) BEFORE INTEREST, TAX, DEPRECIATION AND AMORTISATION	763.147	784.933	910.338
Less	FINANCIAL EXPENSES	378.118	389.415	315.697
	PROFIT / (LOSS) BEFORE TAX, DEPRECIATION AND AMORTISATION	385.029	395.518	594.641
Less/ Add	DEPRECIATION/ AMORTISATION	189.630	185.483	154.061
	PROFIT/ (LOSS) BEFORE TAX	195.399	210.035	440.580
Less	TAX	71.516	77.118	85.589
	PROFIT/ (LOSS) AFTER TAX	123.883	132.917	354.991

DISCLAIMER : This Report is **PRIVATE & CONFIDENTIAL** and it is prepared at the request of and for its use by the Subscriber only. The Subscriber shall use the contents of the Report merely as an aid to its business. Mira Inform Private Limited ("MIPL") has collated information/data in the Report, which have not been verified unless otherwise specifically mentioned in the Report. The Subscriber shall independently verify the accuracy and correctness of the information/data before in any way acting upon the same. MIPL shall not be liable for any harm, injury, loss or damage caused to the Subscriber due to default by the Subscriber's debtors/beneficiaries in fulfilling their obligations of any nature whatsoever. This Report or any of its portion shall not be used as a documentary evidence or otherwise before any investigative agencies or forum of law. This Report is confidential and proprietary to MIPL. The Subscriber and/or any other person(s) may not reproduce, publish or disclose any of the contents of the Report to others without the express authorization of MIPL. This Report is prepared and issued to the Subscriber without any risk, responsibility or liability on the part of MIPL or its officials.

Earnings / (Loss) Per Share (INR)	248.26	266.37	711.40
-----------------------------------	---------------	---------------	---------------

CURRENT MATURITIES OF LONG TERM DEBT DETAILS

Particulars	31.03.2017	31.03.2016	31.03.2015
Current Maturities of Long term debt	188.529	103.731	90.338
Cash generated from operations	NA	NA	NA
Net cash flows from (used in) operations	364.412	109.236	434.460
Net cash flows from (used in) operating activities	270.679	29.325	362.007

KEY RATIOS

EFFICIENCY RATIOS

PARTICULARS	31.03.2017	31.03.2016	31.03.2015
Average Collection Days (Sundry Debtors / Income * 365 Days)	137.10	99.53	92.52
Account Receivables Turnover (Income / Sundry Debtors)	2.66	3.67	3.95
Average Payment Days (Sundry Creditors / Purchases * 365 Days)	175.75	93.83	78.08
Inventory Turnover (Operating Income / Inventories)	0.38	0.39	0.51
Asset Turnover (Operating Income / Net Fixed Assets)	0.71	0.66	0.77

LEVERAGE RATIOS

PARTICULARS	31.03.2017	31.03.2016	31.03.2015
Debt Ratio ((Borrowing + Current Liabilities) / Total Assets)	0.73	0.72	0.71
Debt Equity Ratio (Total Liability / Networth)	1.46	1.45	1.22
Current Liabilities to Networth (Current Liabilities / Net Worth)	2.27	2.60	2.51

DISCLAIMER : This Report is **PRIVATE & CONFIDENTIAL** and it is prepared at the request of and for its use by the Subscriber only. The Subscriber shall use the contents of the Report merely as an aid to its business. Mira Inform Private Limited ("MIPL") has collated information/data in the Report, which have not been verified unless otherwise specifically mentioned in the Report. The Subscriber shall independently verify the accuracy and correctness of the information/data before in any way acting upon the same. MIPL shall not be liable for any harm, injury, loss or damage caused to the Subscriber due to default by the Subscriber's debtors/beneficiaries in fulfilling their obligations of any nature whatsoever. This Report or any of its portion shall not be used as a documentary evidence or otherwise before any investigative agencies or forum of law. This Report is confidential and proprietary to MIPL. The Subscriber and/or any other person(s) may not reproduce, publish or disclose any of the contents of the Report to others without the express authorization of MIPL. This Report is prepared and issued to the Subscriber without any risk, responsibility or liability on the part of MIPL or its officials.

Fixed Assets to Networth (Net Fixed Assets / Networth)	0.62	0.74	0.79
Interest Coverage Ratio (PBIT / Financial Charges)	2.02	2.02	2.88

PROFITABILITY RATIOS

PARTICULARS		31.03.2017	31.03.2016	31.03.2015
Net Profit Margin ((PAT / Sales) * 100)	%	2.01	1.85	5.24
Return on Total Assets ((PAT / Total Assets) * 100)	%	1.96	2.13	6.30
Return on Investment (ROI) ((PAT / Networth) * 100)	%	7.10	8.19	23.84

SOLVENCY RATIOS

PARTICULARS		31.03.2017	31.03.2016	31.03.2015
Current Ratio (Current Assets / Current Liabilities)		1.31	1.18	1.18
Quick Ratio ((Current Assets – Inventories) / Current Liabilities)		0.81	0.70	0.70
G-Score Ratio Financial (Networth / Total Assets)		0.28	0.26	0.26
G-Score Ratio Debt (Debts / Equity Capital)		51.22	47.23	36.31
G-Score Ratio Liquidity (Total Current Assets / Total Current Liabilities)		1.31	1.18	1.18

Total Liability = Short-term Debt + Long-term Debt + Current Maturities of Long-term debts

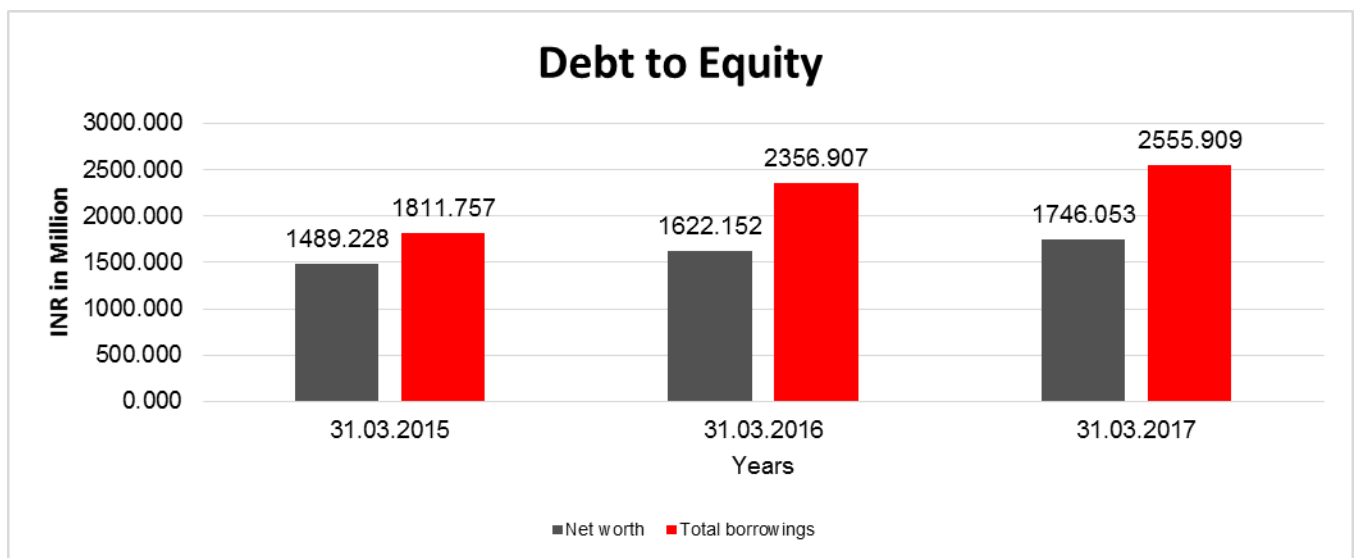
FINANCIAL ANALYSIS
[all figures are INR Million]

DEBT EQUITY RATIO

Particular	31.03.2015 (INR In Million)	31.03.2016 (INR In Million)	31.03.2017 (INR In Million)
Share Capital	49.900	49.900	49.900
Reserves & Surplus	1439.328	1572.252	1696.153
Money received against share warrants	0.000	0.000	0.000

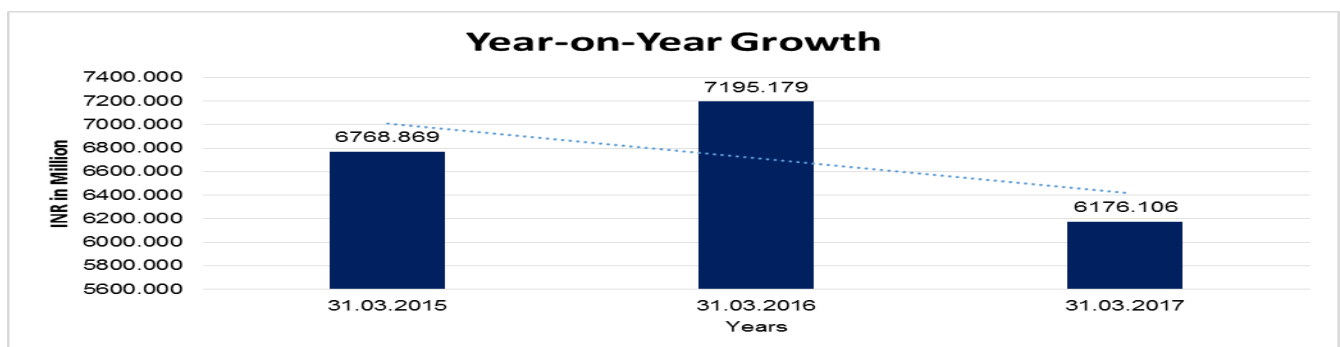
DISCLAIMER : This Report is **PRIVATE & CONFIDENTIAL** and it is prepared at the request of and for its use by the Subscriber only. The Subscriber shall use the contents of the Report merely as an aid to its business. Mira Inform Private Limited ("MIPL") has collated information/data in the Report, which have not been verified unless otherwise specifically mentioned in the Report. The Subscriber shall independently verify the accuracy and correctness of the information/data before in any way acting upon the same. MIPL shall not be liable for any harm, injury, loss or damage caused to the Subscriber due to default by the Subscriber's debtors/beneficiaries in fulfilling their obligations of any nature whatsoever. This Report or any of its portion shall not be used as a documentary evidence or otherwise before any investigative agencies or forum of law. This Report is confidential and proprietary to MIPL. The Subscriber and/or any other person(s) may not reproduce, publish or disclose any of the contents of the Report to others without the express authorization of MIPL. This Report is prepared and issued to the Subscriber without any risk, responsibility or liability on the part of MIPL or its officials.

Share Application money pending allotment	0.000	0.000	0.000
Net worth	1489.228	1622.152	1746.053
Long-term borrowings	165.244	182.522	444.792
Short term borrowings	1556.175	2070.654	1922.588
Current maturities of long-term debts	90.338	103.731	188.529
Total borrowings	1811.757	2356.907	2555.909
Debt/Equity ratio	1.217	1.453	1.464



YEAR-ON-YEAR GROWTH

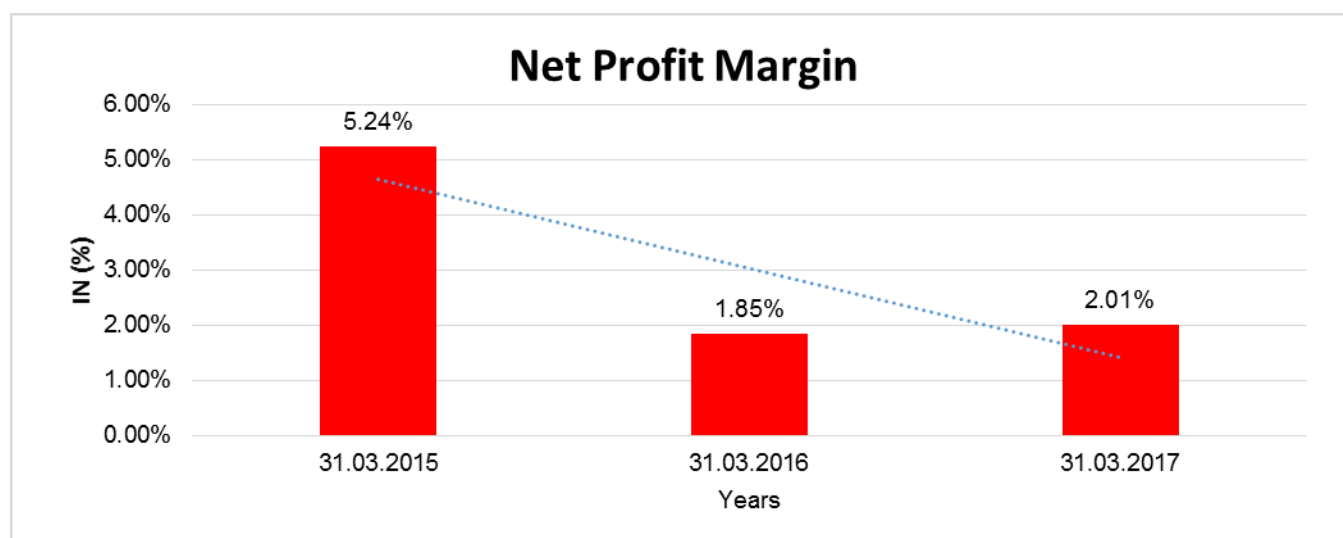
Year on Year Growth	31.03.2015	31.03.2016	31.03.2017
	(INR In Million)	(INR In Million)	(INR In Million)
Sales	6768.869	7195.179	6176.106
		6.298	(14.163)



DISCLAIMER : This Report is **PRIVATE & CONFIDENTIAL** and it is prepared at the request of and for its use by the Subscriber only. The Subscriber shall use the contents of the Report merely as an aid to its business. Mira Inform Private Limited ("MIPL") has collated information/data in the Report, which have not been verified unless otherwise specifically mentioned in the Report. The Subscriber shall independently verify the accuracy and correctness of the information/data before in any way acting upon the same. MIPL shall not be liable for any harm, injury, loss or damage caused to the Subscriber due to default by the Subscriber's debtors/beneficiaries in fulfilling their obligations of any nature whatsoever. This Report or any of its portion shall not be used as a documentary evidence or otherwise before any investigative agencies or forum of law. This Report is confidential and proprietary to MIPL. The Subscriber and/or any other person(s) may not reproduce, publish or disclose any of the contents of the Report to others without the express authorization of MIPL. This Report is prepared and issued to the Subscriber without any risk, responsibility or liability on the part of MIPL or its officials.

NET PROFIT MARGIN

Net Profit Margin	31.03.2015	31.03.2016	31.03.2017
	(INR In Million)	(INR In Million)	(INR In Million)
Sales	6768.869	7195.179	6176.106
Profit/ (Loss)	354.991	132.917	123.883
	5.24 %	1.85 %	2.01 %



ABRIDGED BALANCE SHEET (CONSOLIDATED)

SOURCES OF FUNDS		31.03.2017	31.03.2016
III. EQUITY AND LIABILITIES			
(1) Shareholders' Funds			
(a) Share Capital		49.900	49.900
(b) Reserves and Surplus		1698.305	1574.398
(c) Money received against share warrants		0.000	0.000
(d) Minority interest		0.790	0.790
(2) Share Application money pending allotment		0.000	0.000
Total Shareholders' Funds (1) + (2)		1748.205	1624.298
(3) Non-Current Liabilities			
(a) long-term borrowings		444.898	183.522
(b) Deferred tax liabilities (Net)		46.616	68.792
(c) Other long-term liabilities		128.480	149.935
(d) long-term provisions		0.000	0.000
Total Non-current Liabilities (3)		619.994	402.249

DISCLAIMER : This Report is **PRIVATE & CONFIDENTIAL** and it is prepared at the request of and for its use by the Subscriber only. The Subscriber shall use the contents of the Report merely as an aid to its business. Mira Inform Private Limited ("MIPL") has collated information/data in the Report, which have not been verified unless otherwise specifically mentioned in the Report. The Subscriber shall independently verify the accuracy and correctness of the information/data before in any way acting upon the same. MIPL shall not be liable for any harm, injury, loss or damage caused to the Subscriber due to default by the Subscriber's debtors/beneficiaries in fulfilling their obligations of any nature whatsoever. This Report or any of its portion shall not be used as a documentary evidence or otherwise before any investigative agencies or forum of law. This Report is confidential and proprietary to MIPL. The Subscriber and/or any other person(s) may not reproduce, publish or disclose any of the contents of the Report to others without the express authorization of MIPL. This Report is prepared and issued to the Subscriber without any risk, responsibility or liability on the part of MIPL or its officials.

(4) Current Liabilities			
(a) Short-term borrowings		1923.266	2071.102
(b) Trade payables		1183.416	1085.977
(c) Other current liabilities		862.233	1059.940
(d) Short-term provisions		0.000	0.000
Total Current Liabilities (4)		3968.915	4217.019
TOTAL		6337.904	6244.356
IV. ASSETS			
(1) Non-current assets			
(a) Fixed Assets			
(i) Tangible assets		1075.570	1196.703
(ii) Intangible Assets		0.867	0.867
(iii) Tangible assets capital work-in-progress		0.000	0.000
(iv) Intangible assets under development		0.000	0.000
(b) Non-current Investments		0.822	0.790
(c) Deferred tax assets (net)		0.000	0.000
(d) Long-term loans and advances		40.172	62.564
(e) Other Non-current assets		2.204	2.064
Total Non-Current Assets		1119.635	1262.988
(2) Current assets			
(a) Current investments		0.103	0.126
(b) Inventories		1999.659	2040.021
(c) Trade receivables		2319.901	1965.327
(d) Cash and bank balances		444.362	467.906
(e) Short-term loans and advances		454.189	507.937
(f) Other current assets		0.055	0.051
Total Current Assets		5218.269	4981.368
TOTAL		6337.904	6244.356

PROFIT & LOSS ACCOUNT (CONSOLIDATED)

	PARTICULARS	31.03.2017	31.03.2016
	SALES		
	Income	6176.942	7201.485
	Other Income	45.270	43.623
	TOTAL	6222.212	7245.108
Less	EXPENSES		
	Cost of Materials Consumed	2454.199	3186.758
	Employee benefit expense	1422.873	1747.124
	CSR expenditure	0.505	6.116

DISCLAIMER : This Report is **PRIVATE & CONFIDENTIAL** and it is prepared at the request of and for its use by the Subscriber only. The Subscriber shall use the contents of the Report merely as an aid to its business. Mira Inform Private Limited ("MIPL") has collated information/data in the Report, which have not been verified unless otherwise specifically mentioned in the Report. The Subscriber shall independently verify the accuracy and correctness of the information/data before in any way acting upon the same. MIPL shall not be liable for any harm, injury, loss or damage caused to the Subscriber due to default by the Subscriber's debtors/beneficiaries in fulfilling their obligations of any nature whatsoever. This Report or any of its portion shall not be used as a documentary evidence or otherwise before any investigative agencies or forum of law. This Report is confidential and proprietary to MIPL. The Subscriber and/or any other person(s) may not reproduce, publish or disclose any of the contents of the Report to others without the express authorization of MIPL. This Report is prepared and issued to the Subscriber without any risk, responsibility or liability on the part of MIPL or its officials.

	Other expenses		1580.995	1520.172
	Exceptional items before tax		0.317	(0.249)
	TOTAL		5458.889	6459.921
	PROFIT/ (LOSS) BEFORE INTEREST, TAX, DEPRECIATION AND AMORTISATION		763.323	785.187
Less	FINANCIAL EXPENSES		378.118	389.415
	PROFIT / (LOSS) BEFORE TAX, DEPRECIATION AND AMORTISATION		385.205	395.772
Less/ Add	DEPRECIATION/ AMORTISATION		189.755	185.608
	PROFIT/ (LOSS) BEFORE TAX		195.450	210.164
Less	TAX		71.561	77.194
	PROFIT/ (LOSS) AFTER TAX		123.889	132.970
	Earnings / (Loss) Per Share (INR)		248.27	266.47

LEGAL CASES

CHIEF JUDGE, COURT OF SMALL CAUSES

Case Details

Case Type: S.C.
Filing Number: 2053/2016 Filing Date: 14-12-2016
Registration Number: 2053/2016 Registration Date: 14-12-2016
Case Code: 206100020532016

Case Status

First Hearing Date: 17th December 2016
Next Hearing Date: 25th January 2017
Stage of Case: SUMMONS
Court Number and Judge: 37-{SCCH-11} I ADDL. SCJ AND XXVII ACMM

Petitioner and Advocate

1) A.R. BROTHER INDUSTRIAL PRIVATE LIMITED

Address - REP BY SUNITHA JAIN NO.OLD NO.10, NEW NO.4, KASHIVISHWESHWARA TEMPLE STREET, SOURASTRAPET NEAR CHICKPET POLICE STATION, BANGALORE-560053.

DISCLAIMER : This Report is **PRIVATE & CONFIDENTIAL** and it is prepared at the request of and for its use by the Subscriber only. The Subscriber shall use the contents of the Report merely as an aid to its business. Mira Inform Private Limited ("MIPL") has collated information/data in the Report, which have not been verified unless otherwise specifically mentioned in the Report. The Subscriber shall independently verify the accuracy and correctness of the information/data before in any way acting upon the same. MIPL shall not be liable for any harm, injury, loss or damage caused to the Subscriber due to default by the Subscriber's debtors/beneficiaries in fulfilling their obligations of any nature whatsoever. This Report or any of its portion shall not be used as a documentary evidence or otherwise before any investigative agencies or forum of law. This Report is confidential and proprietary to MIPL. The Subscriber and/or any other person(s) may not reproduce, publish or disclose any of the contents of the Report to others without the express authorization of MIPL. This Report is prepared and issued to the Subscriber without any risk, responsibility or liability on the part of MIPL or its officials.

Advocate- K. PALANI MUTHU

Respondent and Advocate

1) URC CONSTRUCTION PRIVATE LIMITED

Address - 3RD STREET , URC NAGAR THINDAL, VEERAPPAN PALAYAM, ERODE, TAMIL NADU.

Acts

Under Act(s)	Under Section(s)
U/S 26 R/W ORDER VII RULE 1 OF CPC	U/S 26 R/W ORDER VII RULE 1 OF CPC

History of Case Hearing

Registration Number	Judge	Business Date	On Hearing Date	Purpose of hearing
2053/2016	{SCCH-11} I ADDL. SCJ AND XXVII ACMM	17-12-2016	25-01-2017	SUMMONS

**ADDL. CITY CIVIL and SESSIONS JUDGES, MAYO HALL AND FTC, MAYOHALL
 Case Details**

Case Type: O.S.

Filing Number: 99/2018 Filing Date: 20-01-2018
 Registration Number: 25099/2018 Registration Date: 20-01-2018
 CNR Number: KABCOA-000224-2018

Case Status

First Hearing Date: 20th January 2018
 Next Hearing Date: 19th February 2018
 Stage of Case: SUMMONS
 Court Number and Judge: 1141-CCH 58-LVII ADDL. CITY CIVIL SESSIONS JUDGE

Petitioner and Advocate

1) M/S Coat and Crafts Rep by Maya Prakash Rawar

Advocate- K Sundram

Respondent and Advocate

1) M/s URC Construction Private Limited Rep by S Palaniswamy

Acts

Under Act(s)	Under Section(s)
U/O 7 RULE 1 OF CPC	7

History of Case Hearing

Registration	Judge	Business Date	On Hearing	Purpose of
--------------	-------	---------------	------------	------------

Number		Date	Date	hearing
25099/2018	CCH 58-LVII ADDL. CITY CIVIL SESSIONS JUDGE	20-01-2018	19-02-2018	SUMMONS

LOCAL AGENCY FURTHER INFORMATION

Sr. No.	Check list by info agents	Available in Report (Yes/No)
1	Year of establishment	Yes
2	Constitution of the entity -Incorporation details	Yes
3	Locality of the entity	Yes
4	Premises details	No
5	Buyer visit details	--
6	Contact numbers	Yes
7	Name of the person contacted	No
8	Designation of contact person	No
9	Promoter's background	Yes
10	Date of Birth of Proprietor / Partners / Directors	Yes
11	Pan Card No. of Proprietor / Partners	No
12	Voter Id Card No. of Proprietor / Partners	No
13	Type of business	Yes
14	Line of Business	Yes
15	Export/import details (if applicable)	No
16	No. of employees	No
17	Details of sister concerns	Yes
18	Major suppliers	No
19	Major customers	No
20	Banking Details	Yes
21	Banking facility details	Yes
22	Conduct of the banking account	--
23	Financials, if provided	Yes
24	Capital in the business	Yes
25	Last accounts filed at ROC, if applicable	Yes
26	Turnover of firm for last three years	Yes
27	Reasons for variation <> 20%	--
28	Estimation for coming financial year	No
29	Profitability for last three years	Yes
30	Major shareholders, if available	Yes
31	External Agency Rating, if available	Yes
32	Litigations that the firm/promoter involved in	Yes
33	Market information	--

DISCLAIMER : This Report is **PRIVATE & CONFIDENTIAL** and it is prepared at the request of and for its use by the Subscriber only. The Subscriber shall use the contents of the Report merely as an aid to its business. Mira Inform Private Limited ("MIPL") has collated information/data in the Report, which have not been verified unless otherwise specifically mentioned in the Report. The Subscriber shall independently verify the accuracy and correctness of the information/data before in any way acting upon the same. MIPL shall not be liable for any harm, injury, loss or damage caused to the Subscriber due to default by the Subscriber's debtors/beneficiaries in fulfilling their obligations of any nature whatsoever. This Report or any of its portion shall not be used as a documentary evidence or otherwise before any investigative agencies or forum of law. This Report is confidential and proprietary to MIPL. The Subscriber and/or any other person(s) may not reproduce, publish or disclose any of the contents of the Report to others without the express authorization of MIPL. This Report is prepared and issued to the Subscriber without any risk, responsibility or liability on the part of MIPL or its officials.

34	Payments terms	No
35	Negative Reporting by Auditors in the Annual Report	No

UNSECURED LOANS:

(INR In Million)

Particulars	As on 31.03.2017	As on 31.03.2016
SHORT TERM BORROWING		
Intercompany borrowings	0.000	39.881
Loans and advances from related parties	0.000	131.479
Total	0.000	171.360

INDEX OF CHARGE:

SN O	SRN	CHARGE ID	CHARGE HOLDER NAME	DATE OF CREATION	AMOUNT	ADDRESS
1	G903877 21	1001845 38	KOTAK MAHIND RA BANK LIMITED	18/06/20 18	13517000.0	27BKC, C 27, G BLOCKBANDRA KURLA COMPLEX, BANDRA (E),MUMBAIMA400051IN
2	G882413 69	1001793 82	KOTAK MAHIND RA BANK LIMITED	23/04/20 18	65550000.0	27BKC, C 27, G BLOCKBANDRA KURLA COMPLEX, BANDRA (E),MUMBAIMA400051IN
3	G863074 69	1001733 19	UNION BANK OF INDIA LIMITED	17/03/20 18	2000000000.0	MID CORPORATE BRANCH, SAKTHI TOWERSNO.766 (OLD)/ 178(NEW) ANNA SALAI,CHENNAITN600002IN
4	G876252 08	1001775 13	INDUSIN D BANK LIMITED	16/03/20 18	66317000.0	NO.34, G.N CHETTY ROAD, T NAGAR,CHENNAITN600017IN
5	G876248 21	1001775 11	INDUSIN D BANK LIMITED	19/02/20 18	3174000.0	NO. 34, G.N.CHETTY ROAD, T. NAGAR,CHENNAITN600017IN
6	G788526 70	1001591 06	INDIAN BANK	15/02/20 18	450000000.0	NO 118 -119, INDIRA NAGAR, ARCOT ROAD,VALASARAVAKKAMCHENNAI TN600087IN
7	G753764 26	1001508 24	KOTAK MAHIND RA BANK LIMITED	23/01/20 18	40341200.0	27BKC, C 27, G BLOCKBANDRA KURLA COMPLEX, BANDRA (E),MUMBAIMA400051IN
8	G772699 67	1001553 86	INDUSIN D BANK LIMITED	22/01/20 18	1857000.0	NO.34G.N CHETTY ROAD, T NAGARCHENNAITN600017IN

DISCLAIMER : This Report is **PRIVATE & CONFIDENTIAL** and it is prepared at the request of and for its use by the Subscriber only. The Subscriber shall use the contents of the Report merely as an aid to its business. Mira Inform Private Limited ("MIPL") has collated information/data in the Report, which have not been verified unless otherwise specifically mentioned in the Report. The Subscriber shall independently verify the accuracy and correctness of the information/data before in any way acting upon the same. MIPL shall not be liable for any harm, injury, loss or damage caused to the Subscriber due to default by the Subscriber's debtors/beneficiaries in fulfilling their obligations of any nature whatsoever. This Report or any of its portion shall not be used as a documentary evidence or otherwise before any investigative agencies or forum of law. This Report is confidential and proprietary to MIPL. The Subscriber and/or any other person(s) may not reproduce, publish or disclose any of the contents of the Report to others without the express authorization of MIPL. This Report is prepared and issued to the Subscriber without any risk, responsibility or liability on the part of MIPL or its officials.

9	G772706 76	1001553 88	INDUSIN D BANK LIMITED	22/01/20 18	3130000.0	NO.34G.N CHETTY ROAD, T NAGARCHENNAITN600017IN
10	G772718 64	1001553 93	INDUSIN D BANK LIMITED	22/01/20 18	390000.0	NO.34G.N CHETTY ROAD, T NAGARCHENNAITN600017IN

FIXED ASSETS:

Tangible assets

- Land
- Buildings
- Plant and equipment
- Furniture and fixtures
- Vehicles
- Office equipment

Intangible assets

- Computer software

CMT REPORT (Corruption, Money Laundering & Terrorism]

The Public Notice information has been collected from various sources including but not limited to: **The Courts, India Prisons Service, Interpol, etc.**

1] INFORMATION ON DESIGNATED PARTY

No records exist designating subject or any of its beneficial owners, controlling shareholders or senior officers as terrorist or terrorist organization or whom notice had been received that all financial transactions involving their assets have been blocked or convicted, found guilty or against whom a judgement or order had been entered in a proceedings for violating money-laundering, anti-corruption or bribery or international economic or anti-terrorism sanction laws or whose assets were seized, blocked, frozen or ordered forfeited for violation of money laundering or international anti-terrorism laws.

2] Court Declaration :

No records exist to suggest that subject is or was the subject of any formal or informal allegations, prosecutions or other official proceeding for making any prohibited payments or other improper payments to government officials for engaging in prohibited transactions or with designated parties.

3] Asset Declaration :

No records exist to suggest that the property or assets of the subject are derived from criminal conduct or a prohibited transaction.

4] Record on Financial Crime :

Charges or conviction registered against subject: **None**

5] Records on Violation of Anti-Corruption Laws :

Charges or investigation registered against subject: **None**

6] Records on Int'l Anti-Money Laundering Laws/Standards :

Charges or investigation registered against subject: **None**

7] Criminal Records

No available information exist that suggest that subject or any of its principals have been formally charged or convicted by a competent governmental authority for any financial crime or under any formal investigation by a competent government authority for any violation of anti-corruption laws or international anti-money laundering laws or standard.

8] Affiliation with Government :

No record exists to suggest that any director or indirect owners, controlling shareholders, director, officer or employee of the company is a government official or a family member or close business associate of a Government official.

9] Compensation Package :

Our market survey revealed that the amount of compensation sought by the subject is fair and reasonable and comparable to compensation paid to others for similar services.

10] Press Report :

No press reports / filings exists on the subject.

CORPORATE GOVERNANCE

MIRA INFORM as part of its Due Diligence do provide comments on Corporate Governance to identify management and governance. These factors often have been predictive and in some cases have created vulnerabilities to credit deterioration.

Our Governance Assessment focuses principally on the interactions between a company's management, its Board of Directors, Shareholders and other financial stakeholders.

CONTRAVENTION

Subject is not known to have contravened any existing local laws, regulations or policies that prohibit, restrict or otherwise affect the terms and conditions that could be included in the agreement with the subject.

FOREIGN EXCHANGE RATES

Currency	Unit	INR
US Dollar	1	INR 68.53
UK Pound	1	INR 90.52
Euro	1	INR 80.02

INFORMATION DETAILS

Information Gathered by :	SHW
Analysis Done by :	VAR
Report Prepared by :	KVT

SCORE FACTORS

DEMERIT POINTS		
--BANK CHARGES	YES/NO	YES
--LITIGATION	YES/NO	YES
--OTHER ADVERSE INFORMATION	YES/NO	NO
MERIT POINTS		
--SOLE DISTRIBUTORSHIP	YES/NO	NO
--EXPORT ACTIVITIES	YES/NO	NO
--AFFILIATION	YES/NO	YES
--LISTED	YES/NO	NO
--OTHER MERIT FACTORS	YES/NO	YES

RATING EXPLANATIONS

Credit Rating	Explanation	Rating Comments
A++	Minimum Risk	Business dealings permissible with minimum risk of default
A+	Low Risk	Business dealings permissible with low risk of default
A	Acceptable Risk	Business dealings permissible with moderate risk of default
B	Medium Risk	Business dealings permissible on a regular monitoring basis
C	Medium High Risk	Business dealings permissible preferably on secured basis
D	High Risk	Business dealing not recommended or on secured terms only
NB	New Business	No recommendation can be done due to business in infancy stage
NT	No Trace	No recommendation can be done as the business is not traceable

NB is stated where there is insufficient information to facilitate rating. However, it is not to be considered as unfavourable.

This score serves as a reference to assess SC's credit risk and to set the amount of credit to be extended. It is calculated from a composite of weighted scores obtained from each of the major sections of this report. The assessed factors are as follows:

- Financial condition covering various ratios
- Company background and operations size
- Promoters / Management background
- Payment record
- Litigation against the subject
- Industry scenario / competitor analysis
- Supplier / Customer / Banker review (wherever available)

DISCLAIMER : This Report is **PRIVATE & CONFIDENTIAL** and it is prepared at the request of and for its use by the Subscriber only. The Subscriber shall use the contents of the Report merely as an aid to its business. Mira Inform Private Limited ("MIPL") has collated information/data in the Report, which have not been verified unless otherwise specifically mentioned in the Report. The Subscriber shall independently verify the accuracy and correctness of the information/data before in any way acting upon the same. MIPL shall not be liable for any harm, injury, loss or damage caused to the Subscriber due to default by the Subscriber's debtors/beneficiaries in fulfilling their obligations of any nature whatsoever. This Report or any of its portion shall not be used as a documentary evidence or otherwise before any investigative agencies or forum of law. This Report is confidential and proprietary to MIPL. The Subscriber and/or any other person(s) may not reproduce, publish or disclose any of the contents of the Report to others without the express authorization of MIPL. This Report is prepared and issued to the Subscriber without any risk, responsibility or liability on the part of MIPL or its officials.