

MIRA INFORM REPORT

Report No. :	518793
Report Date :	06.07.2018

IDENTIFICATION DETAILS

Name :	ET ENTERPRISES LIMITED
Registered Office :	45 Riverside Way Cowley, Uxbridge, Middlesex, UB8 2YF
Country :	United Kingdom
Financials (as on) :	31.12.2017
Date of Incorporation :	05.02.2007
Com. Reg. No.:	06081468
Legal Form :	Private Limited with Share Capital
Line of Business :	<ul style="list-style-type: none"> • Other manufacturing n.e.c. • The design, development, manufacture, sales and marketing of photomultipliers and related electronics, housing and sockets.
No. of Employees :	89 [2017]

RATING & COMMENTS

(Mira Inform has adopted New Rating mechanism w.e.f. 23rd January 2017)

MIRA's Rating :	B
------------------------	----------

Credit Rating	Explanation	Rating Comments
B	Medium Risk	Business dealings permissible on a regular monitoring basis

Status :	Moderate
Payment Behaviour :	No Complaints
Litigation :	Clear

NOTES :

Any query related to this report can be made on e-mail : infodept@mirainform.com while quoting report number, name and date.

DISCLAIMER : This Report is **PRIVATE & CONFIDENTIAL** and it is prepared at the request of and for its use by the Subscriber only. The Subscriber shall use the contents of the Report merely as an aid to its business. Mira Inform Private Limited ("MIPL") has collated information/data in the Report, which have not been verified unless otherwise specifically mentioned in the Report. The Subscriber shall independently verify the accuracy and correctness of the information/data before in any way acting upon the same. MIPL shall not be liable for any harm, injury, loss or damage caused to the Subscriber due to default by the Subscriber's debtors/beneficiaries in fulfilling their obligations of any nature whatsoever. This Report or any of its portion shall not be used as a documentary evidence or otherwise before any investigative agencies or forum of law. This Report is confidential and proprietary to MIPL. The Subscriber and/or any other person(s) may not reproduce, publish or disclose any of the contents of the Report to others without the express authorization of MIPL. This Report is prepared and issued to the Subscriber without any risk, responsibility or liability on the part of MIPL or its officials.

ECGC Country Risk Classification List

Country Name	Previous Rating (31.12.2017)	Current Rating (01.04.2018)
United Kingdom	A1	A1

Risk Category	ECGC Classification
Insignificant	A1
Low Risk	A2
Moderately Low Risk	B1
Moderate Risk	B2
Moderately High Risk	C1
High Risk	C2
Very High Risk	D

UNITED KINGDOM - ECONOMIC OVERVIEW

The UK, a leading trading power and financial center, is the third largest economy in Europe after Germany and France. Agriculture is intensive, highly mechanized, and efficient by European standards, producing about 60% of food needs with less than 2% of the labor force. The UK has large coal, natural gas, and oil resources, but its oil and natural gas reserves are declining; the UK has been a net importer of energy since 2005. Services, particularly banking, insurance, and business services, are key drivers of British GDP growth. Manufacturing, meanwhile, has declined in importance but still accounts for about 10% of economic output.

In 2008, the global financial crisis hit the economy particularly hard, due to the importance of its financial sector. Falling home prices, high consumer debt, and the global economic slowdown compounded the UK's economic problems, pushing the economy into recession in the latter half of 2008 and prompting the then BROWN (Labour) government to implement a number of measures to stimulate the economy and stabilize the financial markets. Facing burgeoning public deficits and debt levels, in 2010 the then CAMERON-led coalition government (between Conservatives and Liberal Democrats) initiated an austerity program, which has continued under the Conservative government. However, the deficit still remains one of the highest in the G7, standing at 3.6% of GDP as of 2017, and the UK has pledged to lower its corporation tax from 20% to 17% by 2020. The UK had a debt burden of 90.4% GDP at the end of 2017.

The UK's economy has begun to slow since the referendum vote to leave the EU in June 2016. A sustained depreciation of the British pound has increased consumer and producer prices, weighing on consumer spending without spurring a meaningful increase in exports. The UK has an extensive trade relationship with other EU members through its single market membership and economic observers have warned the exit will jeopardize its position as the central location for European financial services. Prime Minister MAY is seeking a new "deep and special" trade relationship with the EU following the UK's exit. However, economists doubt that the UK will be able to preserve the benefits of EU membership without the obligations.

Source : CIA

COMPANY SUMMARY

Registered Address

45 Riverside Way Cowley
Uxbridge
Middlesex
UB8 2YF

Trading Address

45 Riverside Way
Cowley
Uxbridge
Middlesex
UB8 2YF

Website Address	http://www.et-enterprises.com
Company Number	06081468
Telephone Number	01895200880
Fax Number	-
TPS	No
FPS	Yes
Incorporation Date	05/02/2007
Previous Name	
Type	Private Limited with Share Capital
FTSE Index	-
Date of Change	-
Filing Date of Accounts	28/04/2018
Currency	GBP
Share Capital	£10,000
SIC07	32990
Charity Number	-
SIC07 Description	Other manufacturing n.e.c.
Principal Activity	The design, development, manufacture, sales and marketing of photomultipliers and related electronics, housing and sockets.

ADDITIONAL INFORMATION

CCJ's

0 (£0)

No CCJ Information To Display

Ultimate Holding Company	-
Accountant	-
Mortgages	2

DISCLAIMER : This Report is **PRIVATE & CONFIDENTIAL** and it is prepared at the request of and for its use by the Subscriber only. The Subscriber shall use the contents of the Report merely as an aid to its business. Mira Inform Private Limited ("MIPL") has collated information/data in the Report, which have not been verified unless otherwise specifically mentioned in the Report. The Subscriber shall independently verify the accuracy and correctness of the information/data before in any way acting upon the same. MIPL shall not be liable for any harm, injury, loss or damage caused to the Subscriber due to default by the Subscriber's debtors/beneficiaries in fulfilling their obligations of any nature whatsoever. This Report or any of its portion shall not be used as a documentary evidence or otherwise before any investigative agencies or forum of law. This Report is confidential and proprietary to MIPL. The Subscriber and/or any other person(s) may not reproduce, publish or disclose any of the contents of the Report to others without the express authorization of MIPL. This Report is prepared and issued to the Subscriber without any risk, responsibility or liability on the part of MIPL or its officials.

Group	2 companies
Linkages	0 companies
Countries	In 0 countries

KEY FINANCIALS

Year to Date	Turnover	Pre Tax Profit	Shareholder	Funds Employees
31.12.2017	£6,783,440	£217,890	£3,640,351	89
31.12.2016	£6,325,247	£248,853	£3,381,450	90
31.12.2015	£6,290,679	£29,962	£3,193,508	95

MORTGAGE SUMMARY

Total Mortgage	2
Outstanding	2
Satisfied	0

TRADE DEBTORS / BAD DEBT SUMMARY

Total Number of Documented Trade	0
Total Value of Documented Trade	£0

COMMENTARY

This company has been treated as a Medium company.
This company's ratio of total liabilities to total assets indicates the presence of moderate equity funding.
This company's return on total assets employed ratio indicates a relatively efficient use of assets.
This company has made late payments on a medium percentage of invoices.
The company has more cash than short term bank borrowings.
This company trades in an industry with a lower level of corporate failures.

CCJ

Total Number of Exact CCJs -	0	Total Value of Exact CCJs -	
-------------------------------------	---	------------------------------------	--

DISCLAIMER : This Report is **PRIVATE & CONFIDENTIAL** and it is prepared at the request of and for its use by the Subscriber only. The Subscriber shall use the contents of the Report merely as an aid to its business. Mira Inform Private Limited ("MIPL") has collated information/data in the Report, which have not been verified unless otherwise specifically mentioned in the Report. The Subscriber shall independently verify the accuracy and correctness of the information/data before in any way acting upon the same. MIPL shall not be liable for any harm, injury, loss or damage caused to the Subscriber due to default by the Subscriber's debtors/beneficiaries in fulfilling their obligations of any nature whatsoever. This Report or any of its portion shall not be used as a documentary evidence or otherwise before any investigative agencies or forum of law. This Report is confidential and proprietary to MIPL. The Subscriber and/or any other person(s) may not reproduce, publish or disclose any of the contents of the Report to others without the express authorization of MIPL. This Report is prepared and issued to the Subscriber without any risk, responsibility or liability on the part of MIPL or its officials.

Total Number of Possible CCJs -	0	Total Value of Possible CCJs -	
Total Number of Satisfied CCJs -	0	Total Value of Satisfied CCJs -	
Total Number of Writs -	-		

Total Current Directors	2	Total Current Secretaries	1
Total Previous Directors / Company Secretaries	8	Total Person's With Significant Control	1

CURRENT DIRECTORS

Title		Function	Director
Name	Laurence Merl Ludlum	Nationality	American
Date of Birth	09/1957	Present Appointments	1
Latest Address	809 James,, Streetwater, Texas 79556	Appointment Date	15/02/2007
Post Code			
Title	Dr	Function	Director
Name	Andrew James Cormack	Nationality	British
Date of Birth	09/1971	Present Appointments	1
Latest Address	45 Riverside Way Cowley, Uxbridge, Middlesex	Appointment Date	01/09/2016
Post Code	UB8 2YF		

CURRENT COMPANY SECRETARY















Title	Mr	Function	Company Secretary
Name	Gary Chambers	Nationality	
Date of Birth	-	Present Appointments	1
Latest Address	8 Middle Road, Higher Denham, Buckinghamshire	Appointment Date	01/12/2009
Post Code	UB9 5EG		

TOP SHAREHOLDERS

Name	Currency	Share Count	Share Type	Nominal Value	% of Total Share Count
LUDLUM MEASUREMENTS INC.	GBP	10,000	ORDINARY	1	100









DISCLAIMER : This Report is **PRIVATE & CONFIDENTIAL** and it is prepared at the request of and for its use by the Subscriber only. The Subscriber shall use the contents of the Report merely as an aid to its business. Mira Inform Private Limited ("MIPL") has collated information/data in the Report, which have not been verified unless otherwise specifically mentioned in the Report. The Subscriber shall independently verify the accuracy and correctness of the information/data before in any way acting upon the same. MIPL shall not be liable for any harm, injury, loss or damage caused to the Subscriber due to default by the Subscriber's debtors/beneficiaries in fulfilling their obligations of any nature whatsoever. This Report or any of its portion shall not be used as a documentary evidence or otherwise before any investigative agencies or forum of law. This Report is confidential and proprietary to MIPL. The Subscriber and/or any other person(s) may not reproduce, publish or disclose any of the contents of the Report to others without the express authorization of MIPL. This Report is prepared and issued to the Subscriber without any risk, responsibility or liability on the part of MIPL or its officials.

PROFIT & LOSS



	Date Of Accounts	31/12/17	(%)	31/12/16	(%)	31/12/15	(%)	31/12/14	(%)	31/12/13
	Weeks	52	(%)	52	(%)	52	(%)	52	(%)	52
	Currency	GBP	(%)	GBP	(%)	GBP	(%)	GBP	(%)	GBP
	Consolidated A/cs	N	(%)	N	(%)	N	(%)	N	(%)	N
	Turnover	£6,783,440	7.2%	£6,325,247	0.5%	£6,290,679	-6.8%	£6,748,770	8.7%	£6,211,474
	Export	£5,202,887	19.1%	£4,369,430	-0.7%	£4,400,300	-13.5%	£5,087,428	7.4%	£4,737,048
	Cost of Sales	£4,905,135	12.5%	£4,360,834	-0.9%	£4,400,178	-8.8%	£4,826,531	10.1%	£4,385,397
	Gross Profit	£1,878,305	-4.4%	£1,964,413	3.9%	£1,890,501	-1.7%	£1,922,239	5.3%	£1,826,077
	Wages & Salaries	£2,997,369	2%	£2,939,721	-10.6%	£3,288,599	0.7%	£3,266,754	1.9%	£3,205,070
	Directors Emoluments	£124,086	-10.5%	£138,624	-4.3%	£144,909	2.2%	£141,787	2.3%	£138,604
	Operating Profit	£331,981	-9.8%	£367,877	143.5%	£151,106	78.3%	£84,748	156.8%	-£149,075
	Depreciation	£110,248	-16.5%	£132,045	0.9%	£130,930	6.6%	£122,806	-4.5%	£128,637
	Audit Fees	£14,350	2.5%	£14,000	-12.5%	£16,000	11.9%	£14,300	2%	£14,025
	Interest Payments	£114,439	-4%	£119,213	-1.8%	£121,363	-1.2%	£122,873	69.7%	£72,421
	Pre Tax Profit	£217,890	-12.4%	£248,853	730.6%	£29,962	180.4%	-£37,274	83.2%	-£221,373
	Taxation	£41,011	167.3%	-£60,911	-316.6%	£28,117	351.9%	-£11,160	-116%	£69,786
	Profit After Tax	£258,901	37.8%	£187,942	223.6%	£58,079	219.9%	-£48,434	68%	-£151,587
	Dividends Payable	-	-	-	-	-	-	-	-	-
	Retained Profit	£258,901	37.8%	£187,942	223.6%	£58,079	219.9%	-£48,434	68%	-£151,587

DISCLAIMER : This Report is **PRIVATE & CONFIDENTIAL** and it is prepared at the request of and for its use by the Subscriber only. The Subscriber shall use the contents of the Report merely as an aid to its business. Mira Inform Private Limited ("MIPL") has collated information/data in the Report, which have not been verified unless otherwise specifically mentioned in the Report. The Subscriber shall independently verify the accuracy and correctness of the information/data before in any way acting upon the same. MIPL shall not be liable for any harm, injury, loss or damage caused to the Subscriber due to default by the Subscriber's debtors/beneficiaries in fulfilling their obligations of any nature whatsoever. This Report or any of its portion shall not be used as a documentary evidence or otherwise before any investigative agencies or forum of law. This Report is confidential and proprietary to MIPL. The Subscriber and/or any other person(s) may not reproduce, publish or disclose any of the contents of the Report to others without the express authorization of MIPL. This Report is prepared and issued to the Subscriber without any risk, responsibility or liability on the part of MIPL or its officials.






BALANCE SHEET

	Date Of Accounts	31/12/17	(%)	31/12/16	(%)	31/12/15	(%)	31/12/14	(%)	31/12/13
	Tangible Assets	£3,006,044	-2.6%	£3,086,584	-2.4%	£3,162,442	-2.1%	£3,231,315	-0.8%	£3,257,384
	Intangible Assets	0	-100%	£10,035	-80%	£50,235	-44.5%	£90,435	-30.8%	£130,635
	Total Fixed Assets	£3,006,044	-2.9%	£3,096,619	-3.6%	£3,212,677	-3.3%	£3,321,750	-2%	£3,388,019
	Stock	£2,291,051	-9.1%	£2,519,410	-8.8%	£2,763,624	7.7%	£2,565,245	19.5%	£2,147,280
	Trade Debtors	£708,445	12.4%	£630,344	69.4%	£372,028	-14%	£432,595	-4.9%	£454,791
	Cash	£981,625	99.3%	£492,502	409.5%	£96,670	-57.9%	£229,717	-49.5%	£454,919
	Other Debtors	0	-	0	-100%	£143,080	-18.5%	£175,531	-11.4%	£198,080
	Miscellaneous Current Assets	0	-	0	-	0	-	0	-	0
	Total Current Assets	£3,981,121	9.3%	£3,642,256	7.9%	£3,375,402	-0.8%	£3,403,088	4.5%	£3,255,070
	Trade Creditors	£313,089	2.7%	£304,762	-21.7%	£389,307	-19.1%	£481,449	48.7%	£323,853
	Bank Loans & Overdrafts	£94,594	4.3%	£90,679	4.3%	£86,925	4.3%	£83,327	4.3%	£79,877
	Other Short Term Finance	£65,413	141.6%	£27,079	22%	£22,193	-2.6%	£22,795	360.6%	£4,949
	Miscellaneous Current Liabilities	£311,421	-12.4%	£355,701	28.9%	£276,026	-7.4%	£298,242	-13.6%	£345,353
	Total Current Liabilities	£784,517	0.8%	£778,221	0.5%	£774,451	-12.6%	£885,813	17.5%	£754,032
	Bank Loans & Overdrafts and LTL	£2,656,891	-0.5%	£2,669,883	-1.4%	£2,707,045	-2.9%	£2,786,923	-38.5%	£4,530,755






DISCLAIMER : This Report is **PRIVATE & CONFIDENTIAL** and it is prepared at the request of and for its use by the Subscriber only. The Subscriber shall use the contents of the Report merely as an aid to its business. Mira Inform Private Limited ("MIPL") has collated information/data in the Report, which have not been verified unless otherwise specifically mentioned in the Report. The Subscriber shall independently verify the accuracy and correctness of the information/data before in any way acting upon the same. MIPL shall not be liable for any harm, injury, loss or damage caused to the Subscriber due to default by the Subscriber's debtors/beneficiaries in fulfilling their obligations of any nature whatsoever. This Report or any of its portion shall not be used as a documentary evidence or otherwise before any investigative agencies or forum of law. This Report is confidential and proprietary to MIPL. The Subscriber and/or any other person(s) may not reproduce, publish or disclose any of the contents of the Report to others without the express authorization of MIPL. This Report is prepared and issued to the Subscriber without any risk, responsibility or liability on the part of MIPL or its officials.

	Other Long Term Finance	£1,609,307	3.7%	£1,551,522	3.3%	£1,501,759	2.1%	£1,470,193	-53.3%	£3,145,794
	Total Long Term Liabilities	£2,562,297	-0.7%	£2,579,204	-1.6%	£2,620,120	-3.1%	£2,703,596	-39.3%	£4,450,878

CAPITAL & RESERVES





	Date Of Accounts	31/12/17	(%)	31/12/16	(%)	31/12/15	(%)	31/12/14	(%)	31/12/13
	Called Up Share Capital	£10,000	-	£10,000	-	£10,000	-	£10,000	-	£10,000
	P & L Account Reserve	£3,630,351	7.7%	£3,371,450	5.9%	£3,183,508	1.9%	£3,125,429	118.8%	£1,428,179
	Revaluation Reserve	-	-	-	-	-	-	-	-	-
	Sundry Reserves	-	-	-	-	-	-	-	-	-
	Shareholder Funds	£3,640,351	7.7%	£3,381,450	5.9%	£3,193,508	1.9%	£3,135,429	118%	£1,438,179

OTHER FINANCIAL ITEMS



	Date Of Accounts	31/12/17	(%)	31/12/16	(%)	31/12/15	(%)	31/12/14	(%)	31/12/13
	Net Worth	£3,640,351	8%	£3,371,415	7.3%	£3,143,273	3.2%	£3,044,994	132.9%	£1,307,544
	Working Capital	£3,196,604	11.6%	£2,864,035	10.1%	£2,600,951	3.3%	£2,517,275	0.6%	£2,501,038
	Total Assets	£6,987,165	3.7%	£6,738,875	2.3%	£6,588,079	-2%	£6,724,838	1.2%	£6,643,089
	Total Liabilities	£3,346,814	-0.3%	£3,357,425	-1.1%	£3,394,571	5.4%	£3,589,409	-31%	£5,204,910
	Net Assets	£3,640,351	7.7%	£3,381,450	5.9%	£3,193,508	1.9%	£3,135,429	118%	£1,438,179

DISCLAIMER : This Report is **PRIVATE & CONFIDENTIAL** and it is prepared at the request of and for its use by the Subscriber only. The Subscriber shall use the contents of the Report merely as an aid to its business. Mira Inform Private Limited ("MIPL") has collated information/data in the Report, which have not been verified unless otherwise specifically mentioned in the Report. The Subscriber shall independently verify the accuracy and correctness of the information/data before in any way acting upon the same. MIPL shall not be liable for any harm, injury, loss or damage caused to the Subscriber due to default by the Subscriber's debtors/beneficiaries in fulfilling their obligations of any nature whatsoever. This Report or any of its portion shall not be used as a documentary evidence or otherwise before any investigative agencies or forum of law. This Report is confidential and proprietary to MIPL. The Subscriber and/or any other person(s) may not reproduce, publish or disclose any of the contents of the Report to others without the express authorization of MIPL. This Report is prepared and issued to the Subscriber without any risk, responsibility or liability on the part of MIPL or its officials.

CASH FLOW












	Date Of Accounts	31/12/17	(%)	31/12/16	(%)	31/12/15	(%)	31/12/14	(%)	31/12/13
	Net Cashflow from Operations	£687,544	12.4%	£611,542	496.5%	£102,517	807.3%	-£14,494	-103.5%	£413,985
	Net Cashflow before Financing	£590,950	20.1%	£492,027	999.9%	-£27,008	75.5%	-£110,380	-177.4%	£142,669
	Net Cashflow from Financing	-£101,827	-5.9%	-£96,195	9.3%	-£106,039	7.6%	-£114,822	-37.6%	-£83,473
	Increase in Cash	£489,123	23.6%	£395,832	397.5%	-£133,047	40.9%	-£225,202	-480.4%	£59,196

MISCELLANEOUS

	Date Of Accounts	31/12/17	(%)	31/12/16	(%)	31/12/15	(%)	31/12/14	(%)	31/12/13
	Contingent Liability	NO	-	NO	-	NO	-	NO	-	NO
	Capital Employed	£6,202,648	4.1%	£5,960,654	2.5%	£5,813,628	-0.4%	£5,839,025	-0.8%	£5,889,057
	Number of Employees	89	-1.1%	90	-5.3%	95	-5%	100	-8.3%	109
	Accountants									
	Auditors	MAZARS LLP								
	Auditor Comments	The audit report contains no adverse comments								
	Bankers									
	Bank Branch Code									

DISCLAIMER : This Report is **PRIVATE & CONFIDENTIAL** and it is prepared at the request of and for its use by the Subscriber only. The Subscriber shall use the contents of the Report merely as an aid to its business. Mira Inform Private Limited ("MIPL") has collated information/data in the Report, which have not been verified unless otherwise specifically mentioned in the Report. The Subscriber shall independently verify the accuracy and correctness of the information/data before in any way acting upon the same. MIPL shall not be liable for any harm, injury, loss or damage caused to the Subscriber due to default by the Subscriber's debtors/beneficiaries in fulfilling their obligations of any nature whatsoever. This Report or any of its portion shall not be used as a documentary evidence or otherwise before any investigative agencies or forum of law. This Report is confidential and proprietary to MIPL. The Subscriber and/or any other person(s) may not reproduce, publish or disclose any of the contents of the Report to others without the express authorization of MIPL. This Report is prepared and issued to the Subscriber without any risk, responsibility or liability on the part of MIPL or its officials.

RATIOS

	Date Of Accounts	31/12/17	31/12/16	31/12/15	31/12/14	31/12/13
	Pre-tax profit margin %	3.21	3.93	0.48	-0.55	-3.56
	Current ratio	5.07	4.68	4.36	3.84	4.32
	Sales/Net Working Capital	2.12	2.21	2.42	2.68	2.48
	Gearing %	73	79	84.80	88.90	315
	Equity in %	52.10	50.30	48.80	47.30	22.10
	Creditor Days	16.80	17.53	22.52	25.96	18.97
	Debtor Days	38.01	36.27	21.52	23.33	26.65
	Liquidity/Acid Test	2.15	1.44	0.78	0.94	1.46
	Return On Capital Employed %	3.51	4.17	0.51	-0.63	-3.75
	Return On Total Assets Employed %	3.11	3.69	0.45	-0.55	-3.33
	Current Debt Ratio	0.21	0.23	0.24	0.28	0.52
	Total Debt Ratio	0.91	0.99	1.06	1.14	3.61
	Stock Turnover Ratio %	33.77	39.83	43.93	38.01	34.56
	Return on Net Assets Employed %	5.98	7.35	0.93	-1.18	-15.39

Report Notes

There are no notes to display.

Status History

No Status History found

EVENT HISTORY

Date	Description
08/05/2018	Payment Data Update Received
07/05/2018	New Accounts Filed
07/05/2018	New Accounts Filed
02/03/2018	Payment Data Update Received
02/03/2018	Ms S.I. Ludlum has left the board
08/02/2018	Confirmation Statement
16/12/2017	Payment Data Update Received
13/12/2017	Payment Data Update Received

DISCLAIMER : This Report is **PRIVATE & CONFIDENTIAL** and it is prepared at the request of and for its use by the Subscriber only. The Subscriber shall use the contents of the Report merely as an aid to its business. Mira Inform Private Limited ("MIPL") has collated information/data in the Report, which have not been verified unless otherwise specifically mentioned in the Report. The Subscriber shall independently verify the accuracy and correctness of the information/data before in any way acting upon the same. MIPL shall not be liable for any harm, injury, loss or damage caused to the Subscriber due to default by the Subscriber's debtors/beneficiaries in fulfilling their obligations of any nature whatsoever. This Report or any of its portion shall not be used as a documentary evidence or otherwise before any investigative agencies or forum of law. This Report is confidential and proprietary to MIPL. The Subscriber and/or any other person(s) may not reproduce, publish or disclose any of the contents of the Report to others without the express authorization of MIPL. This Report is prepared and issued to the Subscriber without any risk, responsibility or liability on the part of MIPL or its officials.

13/09/2017	Payment Data Update Received
11/05/2017	New Accounts Filed
11/05/2017	New Accounts Filed
20/02/2017	Annual Returns
05/09/2016	Mr R.M. McAlpine has left the board
05/09/2016	New Board Member Dr A.J. Cormack appointed
23/04/2016	New Accounts Filed

Previous Company Names

No Previous Names found

Writ Details

No writs found

STATISTICS

Group	2 companies
Linkages	0 companies
Countries	In 0 countries

SUMMARY

Holding Company	-
Ownership Status	Wholly Owned
Ultimate Holding Company	LUDLUM MEASUREMENTS INC

GROUP STRUCTUREFULL

Company Name	Registered Number	Latest Key Financials	Consol. Accounts	Turnover
LUDLUM MEASUREMENTS INC		-	-	
ET ENTERPRISES LIMITED	06081468	31.12.2017	N	£6,783,440

MORTGAGE DETAILS

Mortgage Type:	LEGAL CHARGE
Date Charge Created:	21/12/11
Date Charge Registered:	23/12/11

DISCLAIMER : This Report is **PRIVATE & CONFIDENTIAL** and it is prepared at the request of and for its use by the Subscriber only. The Subscriber shall use the contents of the Report merely as an aid to its business. Mira Inform Private Limited ("MIPL") has collated information/data in the Report, which have not been verified unless otherwise specifically mentioned in the Report. The Subscriber shall independently verify the accuracy and correctness of the information/data before in any way acting upon the same. MIPL shall not be liable for any harm, injury, loss or damage caused to the Subscriber due to default by the Subscriber's debtors/beneficiaries in fulfilling their obligations of any nature whatsoever. This Report or any of its portion shall not be used as a documentary evidence or otherwise before any investigative agencies or forum of law. This Report is confidential and proprietary to MIPL. The Subscriber and/or any other person(s) may not reproduce, publish or disclose any of the contents of the Report to others without the express authorization of MIPL. This Report is prepared and issued to the Subscriber without any risk, responsibility or liability on the part of MIPL or its officials.

Date Charge Satisfied:	-		
Status:	OUTSTANDING		
Person(s) Entitled:	NATIONAL WESTMINSTER BANK PLC		
Amount Secured:	ALL MONIES DUE OR TO BECOME DUE FROM THE COMPANY TO THE CHARGEES ON ANY ACCOUNT WHATSOEVER		
Details:	45 RIVERSIDE HOUSE RIVERSIDE WAY COWLEYUXBRIDGE BY WAY OF FIXED CHARGE ANY OTHER INTEREST IN THE PROPERTY, ALL RENTS RECEIVABLE FROM ANY LEASE, ALL GOODWILL, THE PROCEEDS OF ANY INSURANCE, ALL FIXTURES AND FITTINGS NOT FORMING PART OF THE PROPERTY, ALL PLANT AND MACHINERY, ALL FURNITURE EQUIPMENT TOOLS AND OTHER GOODS KEPT AT THE PROPERTY		
Mortgage Type:	DEBENTURE		
Date Charge Created:	04/05/07		
Date Charge Registered:	15/05/07		
Date Charge Satisfied:	-		
Status:	OUTSTANDING		
Person(s) Entitled:	JPMORGAN CHASE BANK, N.A. ACTING THROUGH ITS LONDON BRANCH		
Amount Secured:	ALL MONIES DUE OR TO BECOME DUE FROM THE COMPANY TO THE CHARGEES ON ANY ACCOUNT WHATSOEVER UNDER THE TERMS OF THE AFOREMENTIONED INSTRUMENT CREATING OR EVIDENCING THE CHARGE		
Details:	FIXED AND FLOATING CHARGES OVER THE UNDERTAKING AND ALL PROPERTY AND ASSETS PRESENT AND FUTURE INCLUDING GOODWILL UNCALLED CAPITAL BUILDINGS FIXTURES PLANT AND MACHINERY SEE THE MORTGAGE CHARGE DOCUMENT FOR FULL DETAILS		

PREVIOUS DIRECTOR/COMPANY SECRETARIES

Name	Current Active Appointments	Previous Appointments	Dissolved Companies
INGLEBY HOLDINGS LIMITED	0	109	167
INGLEBY NOMINEES LIMITED	0	109	167
Robert Andrew Ludlum	0	1	0
Donald George Ludlum	0	1	0
Stella Irene Ludlum	0	1	0
Ronald Marshall McAlpine	0	2	0
Richard Lyndel Spears	0	1	0
Richard Lyndel Spears	0	1	0
Total Persons With Significant Control	1	Total Statements	0
Active	1	Active	0
Ceased	0	Ceased	0

DISCLAIMER : This Report is **PRIVATE & CONFIDENTIAL** and it is prepared at the request of and for its use by the Subscriber only. The Subscriber shall use the contents of the Report merely as an aid to its business. Mira Inform Private Limited ("MIPL") has collated information/data in the Report, which have not been verified unless otherwise specifically mentioned in the Report. The Subscriber shall independently verify the accuracy and correctness of the information/data before in any way acting upon the same. MIPL shall not be liable for any harm, injury, loss or damage caused to the Subscriber due to default by the Subscriber's debtors/beneficiaries in fulfilling their obligations of any nature whatsoever. This Report or any of its portion shall not be used as a documentary evidence or otherwise before any investigative agencies or forum of law. This Report is confidential and proprietary to MIPL. The Subscriber and/or any other person(s) may not reproduce, publish or disclose any of the contents of the Report to others without the express authorization of MIPL. This Report is prepared and issued to the Subscriber without any risk, responsibility or liability on the part of MIPL or its officials.

ACTIVE PERSONS WITH SIGNIFICANT CONTROL

Name	Ludlum Measurements Inc	Kind	Corporate Entity With Significant Control	
Address	501 Oak Street, Sweetwater, Texas	Notified On	06/05/2016	
Post Code	-	Legal Form	Private Limited Company	
Authority	State Of Texas Usa	Place Registered	State Of Texas Register	
Country Registered	State Of Texas Usa	Registration Number	-181204-00	
Nature Of Control	Ownership of shares - above 75%			

Ceased Persons With Significant Control

No Ceased Persons With Significant Control To Display

Active Statements

No Active Statements To Display

Ceased Statements

No Ceased Statements To Display

FOREIGN EXCHANGE RATES

Currency	Unit	Indian Rupees
US Dollar	1	INR 68.75
UK Pound	1	INR 91.07
Euro	1	INR 80.47
GBP	1	INR 91.22

Note : Above are approximate rates obtained from sources believed to be correct

INFORMATION DETAILS

Analysis Done by :	NIS
Report Prepared by :	TPT

DISCLAIMER : This Report is **PRIVATE & CONFIDENTIAL** and it is prepared at the request of and for its use by the Subscriber only. The Subscriber shall use the contents of the Report merely as an aid to its business. Mira Inform Private Limited ("MIPL") has collated information/data in the Report, which have not been verified unless otherwise specifically mentioned in the Report. The Subscriber shall independently verify the accuracy and correctness of the information/data before in any way acting upon the same. MIPL shall not be liable for any harm, injury, loss or damage caused to the Subscriber due to default by the Subscriber's debtors/beneficiaries in fulfilling their obligations of any nature whatsoever. This Report or any of its portion shall not be used as a documentary evidence or otherwise before any investigative agencies or forum of law. This Report is confidential and proprietary to MIPL. The Subscriber and/or any other person(s) may not reproduce, publish or disclose any of the contents of the Report to others without the express authorization of MIPL. This Report is prepared and issued to the Subscriber without any risk, responsibility or liability on the part of MIPL or its officials.

RATING EXPLANATIONS

Credit Rating	Explanation	Rating Comments
A++	Minimum Risk	Business dealings permissible with minimum risk of default
A+	Low Risk	Business dealings permissible with low risk of default
A	Acceptable Risk	Business dealings permissible with moderate risk of default
B	Medium Risk	Business dealings permissible on a regular monitoring basis
C	Medium High Risk	Business dealings permissible preferably on secured basis
D	High Risk	Business dealing not recommended or on secured terms only
NB	New Business	No recommendation can be done due to business in infancy stage
NT	No Trace	No recommendation can be done as the business is not traceable

NB is stated where there is insufficient information to facilitate rating. However, it is not to be considered as unfavourable.

This score serves as a reference to assess SC's credit risk and to set the amount of credit to be extended. It is calculated from a composite of weighted scores obtained from each of the major sections of this report. The assessed factors are as follows:

- Financial condition covering various ratios
- Company background and operations size
- Promoters / Management background
- Payment record
- Litigation against the subject
- Industry scenario / competitor analysis
- Supplier / Customer / Banker review (wherever available)