

MIRA INFORM REPORT

Report No. :	518692
Report Date :	06.07.2018

IDENTIFICATION DETAILS

Name :	INTERNATIONAL BOILER & INDUSTRIAL SUPPLIES LTD
Registered Office :	Hazara House 504 Dudley Road, Wolverhampton, West Midlands,Wv2 3aa
Country :	United Kingdom
Financials (as on) :	30.04.2017
Date of Incorporation :	26.04.2011
Com. Reg. No.:	07613760
Legal Form :	Private limited with Share Capital
Line of Business :	Wholesale of other machinery and equipment
No. of Employees :	Not Available

RATING & COMMENTS

(Mira Inform has adopted New Rating mechanism w.e.f. 23rd January 2017)

MIRA's Rating :

B

Credit Rating	Explanation	Rating Comments
B	Medium Risk	Business dealings permissible on a regular monitoring basis

Status :	Moderate
Payment Behaviour :	Slow
Litigation :	Clear

NOTES :

Any query related to this report can be made on e-mail : infodept@mirainform.com while quoting report number, name and date.

ECGC Country Risk Classification List

Country Name	Previous Rating (31.12.2017)	Current Rating (01.04.2018)
United Kingdom	A1	A1

Risk Category	ECGC Classification
Insignificant	A1
Low Risk	A2
Moderately Low Risk	B1
Moderate Risk	B2
Moderately High Risk	C1
High Risk	C2
Very High Risk	D

UNITED KINGDOM - ECONOMIC OVERVIEW

The UK, a leading trading power and financial center, is the third largest economy in Europe after Germany and France. Agriculture is intensive, highly mechanized, and efficient by European standards, producing about 60% of food needs with less than 2% of the labor force. The UK has large coal, natural gas, and oil resources, but its oil and natural gas reserves are declining; the UK has been a net importer of energy since 2005. Services, particularly banking, insurance, and business services, are key drivers of British GDP growth. Manufacturing, meanwhile, has declined in importance but still accounts for about 10% of economic output.

In 2008, the global financial crisis hit the economy particularly hard, due to the importance of its financial sector. Falling home prices, high consumer debt, and the global economic slowdown compounded the UK's economic problems, pushing the economy into recession in the latter half of 2008 and prompting the then BROWN (Labour) government to implement a number of measures to stimulate the economy and stabilize the financial markets. Facing burgeoning public deficits and debt levels, in 2010 the then CAMERON-led coalition government (between Conservatives and Liberal Democrats) initiated an austerity program, which has continued under the Conservative government. However, the deficit still remains one of the highest in the G7, standing at 3.6% of GDP as of 2017, and the UK has pledged to lower its corporation tax from 20% to 17% by 2020. The UK had a debt burden of 90.4% GDP at the end of 2017.

The UK's economy has begun to slow since the referendum vote to leave the EU in June 2016. A sustained depreciation of the British pound has increased consumer and producer prices, weighing on consumer spending without spurring a meaningful increase in exports. The UK has an extensive trade relationship with other EU members through its single market membership and economic observers have warned the exit will jeopardize its position as the central location for European financial services. Prime Minister MAY is seeking a new "deep and special" trade relationship with the EU following the UK's exit. However, economists doubt that the UK will be able to preserve the benefits of EU membership without the obligations.

Source : CIA

COMPANY NAME AND ADDRESS

Company Name: **INTERNATIONAL BOILER & INDUSTRIAL SUPPLIES LTD**
Company No: **07613760**
Registered Address: **HAZARA HOUSE 504 DUDLEY ROAD WOLVERHAMPTON
WEST MIDLANDS WV2 3AA**

COMPANY SUMMARY

Registered Address HAZARA HOUSE 504 DUDLEY ROAD
WOLVERHAMPTON
WEST MIDLANDS
WV2 3AA

Trading Address Hazara House
502-504 Dudley Road
Wolverhampton
West Midlands
WV2 3AA

Website Address -

Telephone Number -

Fax Number

TPS -

FPS Yes

Incorporation Date 26/04/2011

Previous Name

Type Private limited with Share Capital

FTSE Index -

Date of Change -

Filing Date of Accounts 25/01/2018

Currency GBP

Share Capital £100

DISCLAIMER : This Report is **PRIVATE & CONFIDENTIAL** and it is prepared at the request of and for its use by the Subscriber only. The Subscriber shall use the contents of the Report merely as an aid to its business. Mira Inform Private Limited ("MIPL") has collated information/data in the Report, which have not been verified unless otherwise specifically mentioned in the Report. The Subscriber shall independently verify the accuracy and correctness of the information/data before in any way acting upon the same. MIPL shall not be liable for any harm, injury, loss or damage caused to the Subscriber due to default by the Subscriber's debtors/beneficiaries in fulfilling their obligations of any nature whatsoever. This Report or any of its portion shall not be used as a documentary evidence or otherwise before any investigative agencies or forum of law. This Report is confidential and proprietary to MIPL. The Subscriber and/or any other person(s) may not reproduce, publish or disclose any of the contents of the Report to others without the express authorization of MIPL. This Report is prepared and issued to the Subscriber without any risk, responsibility or liability on the part of MIPL or its officials.

SIC07 46690
Charity Number -
SIC07 Description WHOLESALE OF OTHER MACHINERY AND EQUIPMENT
Principal Activity

ADDITIONAL INFORMATION

CCJ's 0 (£0)
No CCJ Information To Display
Ultimate Holding Company -
Accountant -
Mortgages 0
Group 0 companies
Linkages 0 companies
Countries In 0 countries

KEY FINANCIALS

Year to Date	Turnover	Pre Tax Profit	Shareholder's Funds	Employees
30/04/2017	-	-	£402	-
30/04/2016	-	-	£706	-
30/04/2015	-	-	£4,079	-

MORTGAGE SUMMARY

Total Mortgage	0
Outstanding	0
Satisfied	0

TRADE DEBTORS / BAD DEBT SUMMARY

Total Number of Documented Trade	0
Total Value of Documented Trade	£0

COMMENTARY

This company has only made late payments on a low percentage of invoices.
The latest Balance Sheet indicates a positive net working capital position.
The latest cash balances are considered to be low in terms of the overall outstanding creditor obligations.
The high debt/equity ratio indicates that assets are funded primarily by creditors rather than equity/reinvested profits.
This company trades in an industry with a moderate level of corporate failures.

CCJ

Total Number of Exact CCJs -	0	Total Value of Exact CCJs -	
Total Number of Possible CCJs -	0	Total Value of Possible CCJs -	
Total Number of Satisfied CCJs -	0	Total Value of Satisfied CCJs -	
Total Number of Writs -	-		
Total Current Directors	1	Total Current Secretaries	0
Total Previous Directors / Company Secretaries	2	Total Person's With Significant Control	2

CURRENT DIRECTORS

Title	Mr	Function	Director
Name	Carl Marandola	Nationality	British
Date of Birth	05/1967	Present Appointments	1
Latest Address	Hazara House 504 Dudley Road, Wolverhampton, West Midlands	Appointment Date	01/01/2013
Post Code	WV2 3AA		
Other Actions	View Director Report	View Consumer Report	View AML Report
	View Trace Report	View Compliance Report	

CURRENT COMPANY SECRETARY

Top Shareholders

Name	Currency	Share Count	Share Type	Nominal Value	% of Total Share Count
------	----------	-------------	------------	---------------	------------------------
















DISCLAIMER : This Report is **PRIVATE & CONFIDENTIAL** and it is prepared at the request of and for its use by the Subscriber only. The Subscriber shall use the contents of the Report merely as an aid to its business. Mira Inform Private Limited ("MIPL") has collated information/data in the Report, which have not been verified unless otherwise specifically mentioned in the Report. The Subscriber shall independently verify the accuracy and correctness of the information/data before in any way acting upon the same. MIPL shall not be liable for any harm, injury, loss or damage caused to the Subscriber due to default by the Subscriber's debtors/beneficiaries in fulfilling their obligations of any nature whatsoever. This Report or any of its portion shall not be used as a documentary evidence or otherwise before any investigative agencies or forum of law. This Report is confidential and proprietary to MIPL. The Subscriber and/or any other person(s) may not reproduce, publish or disclose any of the contents of the Report to others without the express authorization of MIPL. This Report is prepared and issued to the Subscriber without any risk, responsibility or liability on the part of MIPL or its officials.

INTERNATIONAL BOILER & INDUSTRIAL SUPPLIES LTD - 518692








PAGE NO. : 7

CARL MARANDOLA	GBP	75	ORDINARY	1	75
SUSAN JANE MARANDOLA	GBP	25	ORDINARY	1	25











Profit & Loss

	Date Of Accounts	30/04/17	(%)	30/04/16	(%)	30/04/15	(%)	30/04/14	(%)	30/04/13
	Weeks	52	(%)	52	(%)	52	(%)	52	(%)	52
	Currency	GBP	(%)	GBP	(%)	GBP	(%)	GBP	(%)	GBP
	Consolidated A/cs	N	(%)	N	(%)	N	(%)	N	(%)	N
	Turnover	-	-	-	-	-	-	-	-	-
	Export	-	-	-	-	-	-	-	-	-
	Cost of Sales	-	-	-	-	-	-	-	-	-
	Gross Profit	-	-	-	-	-	-	-	-	-
	Wages & Salaries	-	-	-	-	-	-	-	-	-
	Directors Emoluments	-	-	-	-	-	-	-	-	-
	Operating Profit	-	-	-	-	-	-	-	-	-
	Depreciation	-	-	-	-100%	£490	-	-	-	-
	Audit Fees	-	-	-	-	-	-	-	-	-
	Interest Payments	-	-	-	-	-	-	-	-	-
	Pre Tax Profit	-	-	-	-	-	-	-	-	-
	Taxation	-	-	-	-	-	-	-	-	-
	Profit After Tax	-	-	-	-	-	-	-	-	-
	Dividends Payable	-	-	-	-	-	-	-	-	-
	Retained Profit	-	-	-	-	-	-	-	-	-






Balance Sheet

	Date Of Accounts	30/04/17	(%)	30/04/16	(%)	30/04/15	(%)	30/04/14	(%)	30/04/13
	Tangible Assets	£480	- 50.5%	£970	- 33.6%	£1,460	-25.1%	£1,950	-	0
	Intangible Assets	0	-	0	-	0	-	0	-	0
	Total Fixed Assets	£480	- 50.5%	£970	- 33.6%	£1,460	-25.1%	£1,950	-	0
	Stock	0	-	0	-	0	-	0	-	0
	Trade Debtors	£14,087	- 57.4%	£33,045	12.2%	£29,457	243.6%	£8,574	- 70.7%	£29,261
	Cash	0	-	0	- 100%	£8,916	-63%	£24,125	- 13.5%	£27,903
	Other Debtors	0	-	0	-	0	-	0	-	0




DISCLAIMER : This Report is **PRIVATE & CONFIDENTIAL** and it is prepared at the request of and for its use by the Subscriber only. The Subscriber shall use the contents of the Report merely as an aid to its business. Mira Inform Private Limited ("MIPL") has collated information/data in the Report, which have not been verified unless otherwise specifically mentioned in the Report. The Subscriber shall independently verify the accuracy and correctness of the information/data before in any way acting upon the same. MIPL shall not be liable for any harm, injury, loss or damage caused to the Subscriber due to default by the Subscriber's debtors/beneficiaries in fulfilling their obligations of any nature whatsoever. This Report or any of its portion shall not be used as a documentary evidence or otherwise before any investigative agencies or forum of law. This Report is confidential and proprietary to MIPL. The Subscriber and/or any other person(s) may not reproduce, publish or disclose any of the contents of the Report to others without the express authorization of MIPL. This Report is prepared and issued to the Subscriber without any risk, responsibility or liability on the part of MIPL or its officials.

	Miscellaneous Current Assets	0	-	0	-	0	-	0	-	0
	Total Current Assets	£14,087	- 57.4%	£33,045	- 13.9%	£38,373	17.4%	£32,699	- 42.8%	£57,164
	Trade Creditors	£13,985	4.8%	£13,349	- 62.7%	£35,754	92%	£18,622	- 11.5%	£21,042
	Bank Loans & Overdrafts	0	-	0	-	0	-	0	-	0
	Other Short Term Finance	0	-	0	-	0	-	0	-	0
	Miscellaneous Current Liabilities	0	-	0	-	0	-	0	-	0
	Total Current Liabilities	£13,985	4.8%	£13,349	- 62.7%	£35,754	92%	£18,622	- 11.5%	£21,042
	Bank Loans & Overdrafts and LTL	£180	- 99.1%	£19,960	-	0	-	0	-	0
	Other Long Term Finance	0	-	0	-	0	-	0	-	0
	Total Long Term Liabilities	£180	- 99.1%	£19,960	-	0	-	0	-	0

Capital & Reserves

	Date Of Accounts	30/04/17	(%)	30/04/16	(%)	30/04/15	(%)	30/04/14	(%)	30/04/13
	Called Up Share Capital	-	-	-	-100%	£100	-	£100	-	£100
	P & L Account Reserve	£402	- 43.1%	£706	- 82.3%	£3,979	-75%	£15,927	- 55.8%	£36,022
	Revaluation Reserve	-	-	-	-	-	-	-	-	-
	Sundry Reserves	-	-	-	-	-	-	-	-	-
	Shareholder Funds	£402	- 43.1%	£706	- 82.7%	£4,079	- 74.5%	£16,027	- 55.6%	£36,122



Other Financial Items

	Date Of Accounts	30/04/17	(%)	30/04/16	(%)	30/04/15	(%)	30/04/14	(%)	30/04/13
	Net Worth	£402	- 43.1%	£706	- 82.7%	£4,079	- 74.5%	£16,027	- 55.6%	£36,122
	Working Capital	£102	- 99.5%	£19,696	652%	£2,619	- 81.4%	£14,077	-61%	£36,122
	Total Assets	£14,567	- 57.2%	£34,015	- 14.6%	£39,833	15%	£34,649	- 39.4%	£57,164





DISCLAIMER : This Report is **PRIVATE & CONFIDENTIAL** and it is prepared at the request of and for its use by the Subscriber only. The Subscriber shall use the contents of the Report merely as an aid to its business. Mira Inform Private Limited ("MIPL") has collated information/data in the Report, which have not been verified unless otherwise specifically mentioned in the Report. The Subscriber shall independently verify the accuracy and correctness of the information/data before in any way acting upon the same. MIPL shall not be liable for any harm, injury, loss or damage caused to the Subscriber due to default by the Subscriber's debtors/beneficiaries in fulfilling their obligations of any nature whatsoever. This Report or any of its portion shall not be used as a documentary evidence or otherwise before any investigative agencies or forum of law. This Report is confidential and proprietary to MIPL. The Subscriber and/or any other person(s) may not reproduce, publish or disclose any of the contents of the Report to others without the express authorization of MIPL. This Report is prepared and issued to the Subscriber without any risk, responsibility or liability on the part of MIPL or its officials.

INTERNATIONAL BOILER & INDUSTRIAL SUPPLIES LTD - 518692



PAGE NO. : 9

	Total Liabilities	£14,165	- 57.5%	£33,309	-6.8%	£35,754	92%	£18,622	- 11.5%	£21,042
	Net Assets	£402	- 43.1%	£706	- 82.7%	£4,079	- 74.5%	£16,027	- 55.6%	£36,122











Cash Flow

	Date Of Accounts	30/04/17	(%)	30/04/16	(%)	30/04/15	(%)	30/04/14	(%)	30/04/13
	Net Cashflow from Operations	-	-	-	-	-	-	-	-	-
	Net Cashflow before Financing	-	-	-	-	-	-	-	-	-
	Net Cashflow from Financing	-	-	-	-	-	-	-	-	-
	Increase in Cash	-	-	-	-	-	-	-	-	-





Miscellaneous

	Date Of Accounts	30/04/17	(%)	30/04/16	(%)	30/04/15	(%)	30/04/14	(%)	30/04/13
	Contingent Liability	NO	-	NO	-	NO	-	NO	-	NO
	Capital Employed	£582	- 97.2%	£20,666	406.6%	£4,079	- 74.5%	£16,027	- 55.6%	£36,122
	Number of Employees	-	-	-	-	-	-	-	-	-
	Accountants									
	Auditors									
	Auditor Comments	The company is exempt from audit								
	Bankers									
	Bank Branch Code									

Ratios

	Date Of Accounts	30/04/17	30/04/16	30/04/15	30/04/14	30/04/13
	Pre-tax profit margin %	-	-	-	-	-
	Current ratio	1.01	2.48	1.07	1.76	2.72
	Sales/Net Working Capital	-	-	-	-	-
	Gearing %	44.80	2827.20	0	0	0
	Equity in %	2.80	2.10	10.20	46.30	63.20
	Creditor Days	-	-	-	-	-
	Debtor Days	-	-	-	-	-
	Liquidity/Acid Test	1	2.47	1.07	1.75	2.71
	Return On Capital Employed %	-	-	-	-	-
	Return On Total Assets Employed %	-	-	-	-	-

DISCLAIMER : This Report is **PRIVATE & CONFIDENTIAL** and it is prepared at the request of and for its use by the Subscriber only. The Subscriber shall use the contents of the Report merely as an aid to its business. Mira Inform Private Limited ("MIPL") has collated information/data in the Report, which have not been verified unless otherwise specifically mentioned in the Report. The Subscriber shall independently verify the accuracy and correctness of the information/data before in any way acting upon the same. MIPL shall not be liable for any harm, injury, loss or damage caused to the Subscriber due to default by the Subscriber's debtors/beneficiaries in fulfilling their obligations of any nature whatsoever. This Report or any of its portion shall not be used as a documentary evidence or otherwise before any investigative agencies or forum of law. This Report is confidential and proprietary to MIPL. The Subscriber and/or any other person(s) may not reproduce, publish or disclose any of the contents of the Report to others without the express authorization of MIPL. This Report is prepared and issued to the Subscriber without any risk, responsibility or liability on the part of MIPL or its officials.

	Current Debt Ratio	34.78	18.90	8.76	1.16	0.58
	Total Debt Ratio	35.23	47.17	8.76	1.16	0.58
	Stock Turnover Ratio %	-	-	-	-	-
	Return on Net Assets Employed %	-	-	-	-	-

***EVENT HISTORY VIEW DOCUMENTS**

Date	Description
30/06/2018	Payment Data Update Received
05/05/2018	Confirmation Statement
29/01/2018	New Accounts Filed
29/01/2018	New Accounts Filed
24/05/2017	Confirmation Statement
21/01/2017	New Accounts Filed
27/05/2016	Annual Returns
27/01/2016	New Accounts Filed
22/05/2015	Annual Returns
30/01/2015	New Accounts Filed
30/01/2015	New Accounts Filed
26/05/2014	Annual Returns
28/01/2014	New Accounts Filed
27/01/2014	Mr C.J. Marandola has left the board
27/01/2014	New Board Member Mr C. Marandola appointed

PREVIOUS COMPANY NAMES

No Previous Names found

STATISTICS

Group	-
Linkages	0 companies
Countries	In 0 countries

DISCLAIMER : This Report is **PRIVATE & CONFIDENTIAL** and it is prepared at the request of and for its use by the Subscriber only. The Subscriber shall use the contents of the Report merely as an aid to its business. Mira Inform Private Limited ("MIPL") has collated information/data in the Report, which have not been verified unless otherwise specifically mentioned in the Report. The Subscriber shall independently verify the accuracy and correctness of the information/data before in any way acting upon the same. MIPL shall not be liable for any harm, injury, loss or damage caused to the Subscriber due to default by the Subscriber's debtors/beneficiaries in fulfilling their obligations of any nature whatsoever. This Report or any of its portion shall not be used as a documentary evidence or otherwise before any investigative agencies or forum of law. This Report is confidential and proprietary to MIPL. The Subscriber and/or any other person(s) may not reproduce, publish or disclose any of the contents of the Report to others without the express authorization of MIPL. This Report is prepared and issued to the Subscriber without any risk, responsibility or liability on the part of MIPL or its officials.

SUMMARY

Holding Company	-
Ownership Status	
Ultimate Holding Company	-

GROUP STRUCTURE FULL

No Group Structure

Group	0 companies
Linkages	0 companies
Countries	In 0 countries

PREVIOUS DIRECTOR/COMPANY SECRETARIES

Name	Current Active Appointments	Previous Appointments	Dissolved Companies
Susan Jane Marandola	0	1	0
Carmine Joseph Marandola	0	1	4
Total Persons With Significant Control	2	Total Statements	0
Active	2	Active	0
Ceased	0	Ceased	0

ACTIVE PERSONS WITH SIGNIFICANT CONTROL

Name	Mr Carl Marandola	Kind	Individual Person With Significant Control
Address	Hazara House 504 Dudley Road, Wolverhampton, West Midlands	Country Of Residence	England
Post Code	WV2 3AA	Nationality	British
Date of Birth	05/1967	Notified On	26/04/2017
Nature Of Control	Ownership of shares - above 75%		
Name	Mrs Susan Jane Marandola	Kind	Individual Person With Significant Control
Address	Hazara House 504 Dudley Road, Wolverhampton, West Midlands	Country Of Residence	England

DISCLAIMER : This Report is **PRIVATE & CONFIDENTIAL** and it is prepared at the request of and for its use by the Subscriber only. The Subscriber shall use the contents of the Report merely as an aid to its business. Mira Inform Private Limited ("MIPL") has collated information/data in the Report, which have not been verified unless otherwise specifically mentioned in the Report. The Subscriber shall independently verify the accuracy and correctness of the information/data before in any way acting upon the same. MIPL shall not be liable for any harm, injury, loss or damage caused to the Subscriber due to default by the Subscriber's debtors/beneficiaries in fulfilling their obligations of any nature whatsoever. This Report or any of its portion shall not be used as a documentary evidence or otherwise before any investigative agencies or forum of law. This Report is confidential and proprietary to MIPL. The Subscriber and/or any other person(s) may not reproduce, publish or disclose any of the contents of the Report to others without the express authorization of MIPL. This Report is prepared and issued to the Subscriber without any risk, responsibility or liability on the part of MIPL or its officials.

Post Code	WV2 3AA	Nationality	British
Date of Birth	11/1967	Notified On	26/04/2017
Nature Of Control	Ownership of shares - between 25% and 50%		

CEASED PERSONS WITH SIGNIFICANT CONTROL

No Ceased Persons With Significant Control To Display

ACTIVE STATEMENTS

No Active Statements To Display

CEASED STATEMENTS

No Ceased Statements To Display

FOREIGN EXCHANGE RATES

Currency	Unit	Indian Rupees
US Dollar	1	INR 68.53
UK Pound	1	INR 90.52
Euro	1	INR 80.02
GBP	1	INR 91.11

Note : Above are approximate rates obtained from sources believed to be correct

INFORMATION DETAILS

Analysis Done by :	VIV
Report Prepared by :	KET

DISCLAIMER : This Report is **PRIVATE & CONFIDENTIAL** and it is prepared at the request of and for its use by the Subscriber only. The Subscriber shall use the contents of the Report merely as an aid to its business. Mira Inform Private Limited ("MIPL") has collated information/data in the Report, which have not been verified unless otherwise specifically mentioned in the Report. The Subscriber shall independently verify the accuracy and correctness of the information/data before in any way acting upon the same. MIPL shall not be liable for any harm, injury, loss or damage caused to the Subscriber due to default by the Subscriber's debtors/beneficiaries in fulfilling their obligations of any nature whatsoever. This Report or any of its portion shall not be used as a documentary evidence or otherwise before any investigative agencies or forum of law. This Report is confidential and proprietary to MIPL. The Subscriber and/or any other person(s) may not reproduce, publish or disclose any of the contents of the Report to others without the express authorization of MIPL. This Report is prepared and issued to the Subscriber without any risk, responsibility or liability on the part of MIPL or its officials.

RATING EXPLANATIONS

Credit Rating	Explanation	Rating Comments
A++	Minimum Risk	Business dealings permissible with minimum risk of default
A+	Low Risk	Business dealings permissible with low risk of default
A	Acceptable Risk	Business dealings permissible with moderate risk of default
B	Medium Risk	Business dealings permissible on a regular monitoring basis
C	Medium High Risk	Business dealings permissible preferably on secured basis
D	High Risk	Business dealing not recommended or on secured terms only
NB	New Business	No recommendation can be done due to business in infancy stage
NT	No Trace	No recommendation can be done as the business is not traceable

NB is stated where there is insufficient information to facilitate rating. However, it is not to be considered as unfavourable.

This score serves as a reference to assess SC's credit risk and to set the amount of credit to be extended. It is calculated from a composite of weighted scores obtained from each of the major sections of this report. The assessed factors are as follows:

- Financial condition covering various ratios
- Company background and operations size
- Promoters / Management background
- Payment record
- Litigation against the subject
- Industry scenario / competitor analysis
- Supplier / Customer / Banker review (wherever available)