

## MIRA INFORM REPORT

<b>Report No. :</b>	518625
<b>Report Date :</b>	06.07.2018

### IDENTIFICATION DETAILS

<b>Name :</b>	IT HARDWARE AND SOFTWARE LIMITED
<b>Formerly Known As :</b>	TND IT UK LTD
<b>Registered Office :</b>	Unit 11, Bury South Business Par, Riverview Close, Durers Lane, Manchester, M26 2ad
<b>Country :</b>	United Kingdom
<b>Financials (as on) :</b>	30.04.2017
<b>Date of Incorporation :</b>	23.05.2007
<b>Com. Reg. No.:</b>	06256979
<b>Legal Form :</b>	Private limited with Share Capital
<b>Line of Business :</b>	<ul style="list-style-type: none"> <li>• Wholesale of computers, computer peripheral equipment and software</li> <li>• IT brokers.</li> </ul>
<b>No. of Employees :</b>	23

**RATING & COMMENTS**

(Mira Inform has adopted New Rating mechanism w.e.f. 23<sup>rd</sup> January 2017)

**MIRA's Rating :**

B

Credit Rating	Explanation	Rating Comments
B	Medium Risk	Business dealings permissible on a regular monitoring basis

<b>Status :</b>	Moderate
<b>Payment Behaviour :</b>	Slow but Correct
<b>Litigation :</b>	Clear

**NOTES :**

Any query related to this report can be made on e-mail : [infodept@mirainform.com](mailto:infodept@mirainform.com) while quoting report number, name and date.

**ECGC Country Risk Classification List**

Country Name	Previous Rating (31.12.2017)	Current Rating (01.04.2018)
United Kingdom	A1	A1

Risk Category	ECGC Classification
Insignificant	A1
Low Risk	A2
Moderately Low Risk	B1
Moderate Risk	B2
Moderately High Risk	C1
High Risk	C2
Very High Risk	D

**UNITED KINGDOM - ECONOMIC OVERVIEW**

The UK, a leading trading power and financial center, is the third largest economy in Europe after Germany and France. Agriculture is intensive, highly mechanized, and efficient by European standards, producing about 60% of food needs with less than 2% of the labor force. The UK has large coal, natural gas, and oil resources, but its oil and natural gas reserves are declining; the UK has been a net importer of energy since 2005. Services, particularly banking, insurance, and business services, are key drivers of British GDP growth. Manufacturing, meanwhile, has declined in importance but still accounts for about 10% of economic output.

In 2008, the global financial crisis hit the economy particularly hard, due to the importance of its financial sector. Falling home prices, high consumer debt, and the global economic slowdown compounded the UK's economic problems, pushing the economy into recession in the latter half of 2008 and prompting the then BROWN (Labour) government to implement a number of measures to stimulate the economy and stabilize the financial markets. Facing burgeoning public deficits and debt levels, in 2010 the then CAMERON-led coalition government (between Conservatives and Liberal Democrats) initiated an austerity program, which has continued under the Conservative government. However, the deficit still remains one of the highest in the G7, standing at 3.6% of GDP as of 2017, and the UK has pledged to lower its corporation tax from 20% to 17% by 2020. The UK had a debt burden of 90.4% GDP at the end of 2017.

The UK's economy has begun to slow since the referendum vote to leave the EU in June 2016. A sustained depreciation of the British pound has increased consumer and producer prices, weighing on consumer spending without spurring a meaningful increase in exports. The UK has an extensive trade relationship with other EU members through its single market membership and economic observers have warned the exit will jeopardize its position as the central location for European financial services. Prime Minister MAY is seeking a new "deep and special" trade relationship with the EU following the UK's exit. However, economists doubt that the UK will be able to preserve the benefits of EU membership without the obligations.

Source : CIA

## **COMPANY NAME AND ADDRESS**

Company Name: IT HARDWARE AND SOFTWARE LIMITED  
Company No: 06256979  
Company Status: Active - Accounts Filed  
Status: Active  
Registered Address: UNIT 11, BURY SOUTH BUSINESS PAR RIVERVIEW CLOSE, DUMERS LANE  
MANCHESTER M26 2AD

## **COMPANY NAME**

IT HARDWARE AND SOFTWARE LIMITED

## **COMPANY NUMBER**

06256979

## **COMPANY SUMMARY**

Registered Address UNIT 11, BURY SOUTH BUSINESS PAR  
RIVERVIEW CLOSE, DUMERS LANE  
MANCHESTER  
M26 2AD  
Trading Address Unit 11, Bury South Business Par  
Riverview Close, Dumers Lane  
Manchester  
M26 2AD  
M26 2AD  
Website Address <http://www.ithsltd.com>  
Telephone Number 01616679945  
Fax Number  
TPS No  
FPS Yes  
Incorporation Date 23/05/2007  
Previous Name TND IT UK LTD  
Type Private limited with Share Capital  
FTSE Index -  
Date of Change 11/03/2009  
Filing Date of Accounts 13/11/2017  
Currency GBP  
Share Capital £10,000

**DISCLAIMER** : This Report is **PRIVATE & CONFIDENTIAL** and it is prepared at the request of and for its use by the Subscriber only. The Subscriber shall use the contents of the Report merely as an aid to its business. Mira Inform Private Limited ("MIPL") has collated information/data in the Report, which have not been verified unless otherwise specifically mentioned in the Report. The Subscriber shall independently verify the accuracy and correctness of the information/data before in any way acting upon the same. MIPL shall not be liable for any harm, injury, loss or damage caused to the Subscriber due to default by the Subscriber's debtors/beneficiaries in fulfilling their obligations of any nature whatsoever. This Report or any of its portion shall not be used as a documentary evidence or otherwise before any investigative agencies or forum of law. This Report is confidential and proprietary to MIPL. The Subscriber and/or any other person(s) may not reproduce, publish or disclose any of the contents of the Report to others without the express authorization of MIPL. This Report is prepared and issued to the Subscriber without any risk, responsibility or liability on the part of MIPL or its officials.

SIC07	46510
Charity Number	-
SIC07 Description	WHOLESALE OF COMPUTERS, COMPUTER PERIPHERAL EQUIPMENT AND SOFTWARE
Principal Activity	IT brokers.

## **ADDITIONAL INFORMATION**

CCJ's	0 (£0)
	No CCJ Information To Display
Ultimate Holding Company	ITHS HOLDINGS LIMITED
Accountant	-
Mortgages	5
Trade Debtors	-
Group	2 companies
Linkages	0 companies
Countries	In 0 countries

## **KEY FINANCIALS**

Year to Date	Turnover	Pre Tax Profit	Shareholder's Funds	Employees
30/04/2017	£21,411,873	£1,153,172	£2,162,178	23
30/04/2016	£19,819,253	£907,221	£1,237,530	23
30/04/2015	£22,038,626	£1,328,828	£1,396,552	21

## **MORTGAGE SUMMARY**

Total Mortgage	5
Outstanding	3
Satisfied	2

## **TRADE DEBTORS / BAD DEBT SUMMARY**

Total Number of Documented Trade	7
Total Value of Documented Trade	£15,816

## **COMMENTARY**

**DISCLAIMER** : This Report is **PRIVATE & CONFIDENTIAL** and it is prepared at the request of and for its use by the Subscriber only. The Subscriber shall use the contents of the Report merely as an aid to its business. Mira Inform Private Limited ("MIPL") has collated information/data in the Report, which have not been verified unless otherwise specifically mentioned in the Report. The Subscriber shall independently verify the accuracy and correctness of the information/data before in any way acting upon the same. MIPL shall not be liable for any harm, injury, loss or damage caused to the Subscriber due to default by the Subscriber's debtors/beneficiaries in fulfilling their obligations of any nature whatsoever. This Report or any of its portion shall not be used as a documentary evidence or otherwise before any investigative agencies or forum of law. This Report is confidential and proprietary to MIPL. The Subscriber and/or any other person(s) may not reproduce, publish or disclose any of the contents of the Report to others without the express authorization of MIPL. This Report is prepared and issued to the Subscriber without any risk, responsibility or liability on the part of MIPL or its officials.

This company has been treated as a Medium company in respect of the rating/limit generated.	
This company's ratio of total liabilities to total assets indicates the presence of moderate equity funding.	
This company's return on total assets employed ratio indicates a highly efficient use of assets.	
This company has made late payments on a high percentage of invoices.	
This company's bank loans and overdrafts (less cash) account for a moderate percentage of short term liabilities.	
This company trades in an industry with a lower level of corporate failures.	

## CCJ

Total Number of Exact CCJs -	0	Total Value of Exact CCJs -	
Total Number of Possible CCJs -	0	Total Value of Possible CCJs -	
Total Number of Satisfied CCJs -	0	Total Value of Satisfied CCJs -	
Total Number of Writs -	-		

Total Current Directors	1	Total Current Secretaries	0
Total Previous Directors / Company Secretaries	6	Total Person's With Significant Control	1

## CURRENT DIRECTORS

Title	Mr	Function	Director
Name	David Andrew Warner	Nationality	British
Date of Birth	03/1978	Present Appointments	3
Latest Address	Unit 11, Bury South Business Park Riverview Close,, Radcliffe, Manchester	Appointment Date	16/03/2009
Post Code	M26 2AD		

## CURRENT COMPANY SECRETARY

### Top Shareholders















Name	Currency	Share Count	Share Type	Nominal Value	% of Total Share Count
------	----------	-------------	------------	---------------	------------------------

**DISCLAIMER** : This Report is **PRIVATE & CONFIDENTIAL** and it is prepared at the request of and for its use by the Subscriber only. The Subscriber shall use the contents of the Report merely as an aid to its business. Mira Inform Private Limited ("MIPL") has collated information/data in the Report, which have not been verified unless otherwise specifically mentioned in the Report. The Subscriber shall independently verify the accuracy and correctness of the information/data before in any way acting upon the same. MIPL shall not be liable for any harm, injury, loss or damage caused to the Subscriber due to default by the Subscriber's debtors/beneficiaries in fulfilling their obligations of any nature whatsoever. This Report or any of its portion shall not be used as a documentary evidence or otherwise before any investigative agencies or forum of law. This Report is confidential and proprietary to MIPL. The Subscriber and/or any other person(s) may not reproduce, publish or disclose any of the contents of the Report to others without the express authorization of MIPL. This Report is prepared and issued to the Subscriber without any risk, responsibility or liability on the part of MIPL or its officials.


ITHS HOLDINGS LIMITED	GBP	10,000	ORDINARY	1	100
-----------------------	-----	--------	----------	---	-----

## FINANCIALS
















### Profit & Loss

	Date Of Accounts	30/04/17	(%)	30/04/16	(%)	30/04/15	(%)	30/04/14	(%)	30/04/13
	Weeks	52	(%)	52	(%)	52	(%)	52	(%)	52
	Currency	GBP	(%)	GBP	(%)	GBP	(%)	GBP	(%)	GBP
	Consolidated A/cs	N	(%)	N	(%)	N	(%)	N	(%)	N
	<b>Turnover</b>	<b>£21,411,873</b>	<b>8%</b>	<b>£19,819,253</b>	<b>-10.1%</b>	<b>£22,038,626</b>	<b>0.6%</b>	<b>£21,917,910</b>	<b>-1.1%</b>	<b>£22,155,832</b>
	Export	-	-	-	-	-	-	-	-	-
	Cost of Sales	£18,647,781	7.8%	£17,302,329	-	-	-	-	-	-
	Gross Profit	£2,764,092	9.8%	£2,516,924	-	-	-	-	-	-
	Wages & Salaries	£986,387	36.1%	£724,486	-2.5%	£743,111	15.4%	£644,083	7.5%	£599,035
	Directors Emoluments	£50,671	-48.7%	£98,710	-5.9%	£104,941	-13.4%	£121,239	130.5%	£52,605
	<b>Operating Profit</b>	<b>£1,215,040</b>	<b>28.2%</b>	<b>£947,948</b>	<b>-30.7%</b>	<b>£1,367,019</b>	<b>24.3%</b>	<b>£1,100,098</b>	<b>-7%</b>	<b>£1,182,952</b>
	Depreciation	£30,485	-	£30,485	26.1%	£24,168	-7.6%	£26,165	43.1%	£18,280
	Audit Fees	£7,733	-15.7%	£9,175	157%	£3,570	5%	£3,400	23.6%	£2,750
	Interest Payments	£61,868	51.9%	£40,727	6.6%	£38,191	-25.8%	£51,472	0.6%	£51,157
	<b>Pre Tax Profit</b>	<b>£1,153,172</b>	<b>27.1%</b>	<b>£907,221</b>	<b>-31.7%</b>	<b>£1,328,828</b>	<b>26.6%</b>	<b>£1,049,465</b>	<b>-7.3%</b>	<b>£1,131,845</b>
	Taxation	-£228,524	-23.2%	-£185,493	34%	-£280,838	-17.3%	-£239,477	11.3%	-£269,983
	Profit After Tax	£924,648	28.1%	£721,728	-31.1%	£1,047,990	29.4%	£809,988	-6%	£861,862
	Dividends	£880,750	-	£880,750	23.3%	£714,257	20.4%	£593,121	54.4%	£384,125

**DISCLAIMER** : This Report is **PRIVATE & CONFIDENTIAL** and it is prepared at the request of and for its use by the Subscriber only. The Subscriber shall use the contents of the Report merely as an aid to its business. Mira Inform Private Limited ("MIPL") has collated information/data in the Report, which have not been verified unless otherwise specifically mentioned in the Report. The Subscriber shall independently verify the accuracy and correctness of the information/data before in any way acting upon the same. MIPL shall not be liable for any harm, injury, loss or damage caused to the Subscriber due to default by the Subscriber's debtors/beneficiaries in fulfilling their obligations of any nature whatsoever. This Report or any of its portion shall not be used as a documentary evidence or otherwise before any investigative agencies or forum of law. This Report is confidential and proprietary to MIPL. The Subscriber and/or any other person(s) may not reproduce, publish or disclose any of the contents of the Report to others without the express authorization of MIPL. This Report is prepared and issued to the Subscriber without any risk, responsibility or liability on the part of MIPL or its officials.

	Payable				%		%		%	
	<b>Retained Profit</b>	<b>£43,898</b>	<b>127.6 %</b>	<b>-£159,022</b>	<b>- 147.6 %</b>	<b>£333,733</b>	<b>53.9 %</b>	<b>£216,867</b>	<b>- 54.6 %</b>	<b>£477,737</b>



**Balance Sheet**

	Date Of Accounts	30/04/17	(%)	30/04/16	(%)	30/04/15	(%)	30/04/14	(%)	30/04/13
	Tangible Assets	£56,650	- 19.5%	£70,331	1.6%	£69,229	22.7%	£56,417	30.7%	£43,154
	Intangible Assets	0	-	0	-	0	-	0	-	0
	<b>Total Fixed Assets</b>	<b>£56,650</b>	<b>- 19.5%</b>	<b>£70,331</b>	<b>1.6%</b>	<b>£69,229</b>	<b>22.7%</b>	<b>£56,417</b>	<b>30.7%</b>	<b>£43,154</b>
	Stock	£2,481,762	31.5%	£1,886,694	5.8%	£1,783,712	1.5%	£1,757,778	19.1%	£1,475,288
	Trade Debtors	£2,737,110	2.7%	£2,665,224	2.2%	£2,606,590	11.1%	£2,345,394	23.4%	£1,900,459
	Cash	£68,130	- 79.6%	£334,077	- 55.2 %	£745,093	107.5 %	£359,005	999.9 %	£603
	Other Debtors	£1,186,806	147.1 %	£480,278	59.8 %	£300,545	- 38.7%	£489,957	54.5%	£317,079
	Miscellaneous Current Assets	0	-	0	-	0	-	0	-	0
	<b>Total Current Assets</b>	<b>£6,473,808</b>	<b>20.6%</b>	<b>£5,366,273</b>	<b>- 1.3%</b>	<b>£5,435,940</b>	<b>9.8%</b>	<b>£4,952,134</b>	<b>34.1%</b>	<b>£3,693,429</b>
	Trade Creditors	£1,824,793	15.3%	£1,582,644	23.5 %	£1,282,002	- 18.7%	£1,576,675	12%	£1,407,296
	Bank Loans & Overdrafts	£210,777	-9.7%	£233,484	-62%	£613,879	141%	£254,761	178.7 %	£91,400
	Other Short Term Finance	0	-	0	-	0	-	0	-100%	£4,820
	Miscellaneous Current Liabilities	£2,322,589	-2%	£2,370,020	7.7%	£2,199,946	4.6%	£2,102,451	52.7%	£1,377,190
	<b>Total Current Liabilities</b>	<b>£4,358,159</b>	<b>4.1%</b>	<b>£4,186,148</b>	<b>2.2%</b>	<b>£4,095,827</b>	<b>4.1%</b>	<b>£3,933,887</b>	<b>36.6%</b>	<b>£2,880,706</b>
	Bank Loans & Overdrafts and LTL	£220,898	- 10.4%	£246,410	- 60.7 %	£626,669	135.1 %	£266,606	163.1 %	£101,325






**DISCLAIMER** : This Report is **PRIVATE & CONFIDENTIAL** and it is prepared at the request of and for its use by the Subscriber only. The Subscriber shall use the contents of the Report merely as an aid to its business. Mira Inform Private Limited ("MIPL") has collated information/data in the Report, which have not been verified unless otherwise specifically mentioned in the Report. The Subscriber shall independently verify the accuracy and correctness of the information/data before in any way acting upon the same. MIPL shall not be liable for any harm, injury, loss or damage caused to the Subscriber due to default by the Subscriber's debtors/beneficiaries in fulfilling their obligations of any nature whatsoever. This Report or any of its portion shall not be used as a documentary evidence or otherwise before any investigative agencies or forum of law. This Report is confidential and proprietary to MIPL. The Subscriber and/or any other person(s) may not reproduce, publish or disclose any of the contents of the Report to others without the express authorization of MIPL. This Report is prepared and issued to the Subscriber without any risk, responsibility or liability on the part of MIPL or its officials.

**IT HARDWARE AND SOFTWARE LIMITED - 518625**






**PAGE NO. : 9**

	Other Long Term Finance	0	-	0	-	0	-	0	-	0
	<b>Total Long Term Liabilities</b>	<b>£10,121</b>	<b>- 21.7%</b>	<b>£12,926</b>	<b>1.1%</b>	<b>£12,790</b>	<b>8%</b>	<b>£11,845</b>	<b>19.3%</b>	<b>£9,925</b>


**Capital & Reserves**

	Date Of Accounts	30/04/17	(%)	30/04/16	(%)	30/04/15	(%)	30/04/14	(%)	30/04/13
	Called Up Share Capital	£10,000	-	£10,000	-	£10,000	-	£10,000	-	£10,000
	P & L Account Reserve	£2,150,746	75.4 %	£1,226,098	- 11.5 %	£1,385,120	31.7 %	£1,051,387	26%	£834,520
	Revaluation Reserve	-	-	-	-	-	-	-	-	-
	Sundry Reserves	£1,432	-	£1,432	-	£1,432	-	£1,432	-	£1,432
	<b>Shareholder Funds</b>	<b>£2,162,178</b>	<b>74.7 %</b>	<b>£1,237,530</b>	<b>- 11.4 %</b>	<b>£1,396,552</b>	<b>31.4 %</b>	<b>£1,062,819</b>	<b>25.6 %</b>	<b>£845,952</b>




**Other Financial Items**

	Date Of Accounts	30/04/17	(%)	30/04/16	(%)	30/04/15	(%)	30/04/14	(%)	30/04/13
	<b>Net Worth</b>	<b>£2,162,178</b>	<b>74.7 %</b>	<b>£1,237,530</b>	<b>- 11.4 %</b>	<b>£1,396,552</b>	<b>31.4 %</b>	<b>£1,062,819</b>	<b>25.6 %</b>	<b>£845,952</b>
	<b>Working Capital</b>	<b>£2,115,649</b>	<b>79.3 %</b>	<b>£1,180,125</b>	<b>- 11.9 %</b>	<b>£1,340,113</b>	<b>31.6 %</b>	<b>£1,018,247</b>	<b>25.3 %</b>	<b>£812,723</b>
	<b>Total Assets</b>	<b>£6,530,458</b>	<b>20.1 %</b>	<b>£5,436,604</b>	<b>-1.2%</b>	<b>£5,505,169</b>	<b>9.9%</b>	<b>£5,008,551</b>	<b>34%</b>	<b>£3,736,583</b>
	<b>Total Liabilities</b>	<b>£4,368,280</b>	<b>4%</b>	<b>£4,199,074</b>	<b>2.2%</b>	<b>£4,108,617</b>	<b>4.1%</b>	<b>£3,945,732</b>	<b>36.5 %</b>	<b>£2,890,631</b>
	<b>Net Assets</b>	<b>£2,162,178</b>	<b>74.7 %</b>	<b>£1,237,530</b>	<b>- 11.4 %</b>	<b>£1,396,552</b>	<b>31.4 %</b>	<b>£1,062,819</b>	<b>25.6 %</b>	<b>£845,952</b>



**Cash Flow**

	Date Of Accounts	30/04/17	(%)	30/04/16	(%)	30/04/15	(%)	30/04/14	(%)	30/04/13
	Net Cashflow from	£16,644	- 98.6%	£1,202,323	12.9%	£1,065,403	-7.5%	£1,151,214	43.3 %	£803,590








**DISCLAIMER** : This Report is **PRIVATE & CONFIDENTIAL** and it is prepared at the request of and for its use by the Subscriber only. The Subscriber shall use the contents of the Report merely as an aid to its business. Mira Inform Private Limited ("MIPL") has collated information/data in the Report, which have not been verified unless otherwise specifically mentioned in the Report. The Subscriber shall independently verify the accuracy and correctness of the information/data before in any way acting upon the same. MIPL shall not be liable for any harm, injury, loss or damage caused to the Subscriber due to default by the Subscriber's debtors/beneficiaries in fulfilling their obligations of any nature whatsoever. This Report or any of its portion shall not be used as a documentary evidence or otherwise before any investigative agencies or forum of law. This Report is confidential and proprietary to MIPL. The Subscriber and/or any other person(s) may not reproduce, publish or disclose any of the contents of the Report to others without the express authorization of MIPL. This Report is prepared and issued to the Subscriber without any risk, responsibility or liability on the part of MIPL or its officials.

	Operations									
	Net Cashflow before Financing	-£243,240	-694.4%	£-30,621	-213.5%	£26,970	-86.2%	£195,041	0%	£195,053
	Net Cashflow from Financing	-	-	-	-	-	-	-	100%	£-1,432
	Increase in Cash	-£243,240	-694.4%	£-30,621	-213.5%	£26,970	-86.2%	£195,041	0.7%	£193,621

**Miscellaneous**

	Date Of Accounts	30/04/17	(%)	30/04/16	(%)	30/04/15	(%)	30/04/14	(%)	30/04/13
	Contingent Liability	NO	-	NO	-	NO	-	NO	-	NO
	Capital Employed	£2,172,299	73.7%	£1,250,456	-11.3%	£1,409,342	31.1%	£1,074,664	25.6%	£855,877
	Number of Employees	23	-	23	9.5%	21	5%	20	11.1%	18
	Accountants									
	Auditors	HILTON JONES LIMITED								
	Auditor Comments	The audit report contains no adverse comments								
	Bankers									
	Bank Branch Code									

**Ratios**

	Date Of Accounts	30/04/17	30/04/16	30/04/15	30/04/14	30/04/13
	Pre-tax profit margin %	5.39	4.58	6.03	4.79	5.11
	Current ratio	1.49	1.28	1.33	1.26	1.28
	Sales/Net Working Capital	10.12	16.79	16.45	21.53	27.26
	Gearing %	10.20	19.90	44.90	25.10	12
	Equity in %	33.10	22.80	25.40	21.20	22.60
	Creditor Days	31.02	29.06	21.17	26.18	23.12
	Debtor Days	46.53	48.94	43.05	38.95	31.22

**DISCLAIMER** : This Report is **PRIVATE & CONFIDENTIAL** and it is prepared at the request of and for its use by the Subscriber only. The Subscriber shall use the contents of the Report merely as an aid to its business. Mira Inform Private Limited ("MIPL") has collated information/data in the Report, which have not been verified unless otherwise specifically mentioned in the Report. The Subscriber shall independently verify the accuracy and correctness of the information/data before in any way acting upon the same. MIPL shall not be liable for any harm, injury, loss or damage caused to the Subscriber due to default by the Subscriber's debtors/beneficiaries in fulfilling their obligations of any nature whatsoever. This Report or any of its portion shall not be used as a documentary evidence or otherwise before any investigative agencies or forum of law. This Report is confidential and proprietary to MIPL. The Subscriber and/or any other person(s) may not reproduce, publish or disclose any of the contents of the Report to others without the express authorization of MIPL. This Report is prepared and issued to the Subscriber without any risk, responsibility or liability on the part of MIPL or its officials.

	Liquidity/Acid Test	0.91	0.83	0.89	0.81	0.76
	Return On Capital Employed %	53.08	72.55	94.28	97.65	132.24
	Return On Total Assets Employed %	17.65	16.68	24.13	20.95	30.29
	Current Debt Ratio	2.01	3.38	2.93	3.70	3.40
	Total Debt Ratio	2.02	3.39	2.94	3.71	3.41
	Stock Turnover Ratio %	11.59	9.51	8.09	8.01	6.65
	Return on Net Assets Employed %	53.33	73.30	95.15	98.74	133.79

#### Report Notes

There are no notes to display.

#### Status History

No Status History found

## \*EVENT HISTORY

Date	Description
29/06/2018	Confirmation Statement
15/11/2017	New Accounts Filed
15/11/2017	New Accounts Filed
29/05/2017	Confirmation Statement
24/01/2017	New Accounts Filed
30/06/2016	Annual Returns
28/06/2016	MJG COMPANY SECRETARIAL SERVICES LI has resigned as company secretary
28/06/2016	Mr A.P. Glazer has left the board
20/10/2015	Payment Data Update Received
02/10/2015	New Accounts Filed
03/07/2015	Payment Data Update Received
07/06/2015	Annual Returns
30/09/2014	New Accounts Filed
30/09/2014	New Accounts Filed
02/07/2014	Change in Reg.Office

## PREVIOUS COMPANY NAMES

Date	Previous Name
11/03/2009	TND IT UK LTD

**DISCLAIMER** : This Report is **PRIVATE & CONFIDENTIAL** and it is prepared at the request of and for its use by the Subscriber only. The Subscriber shall use the contents of the Report merely as an aid to its business. Mira Inform Private Limited ("MIPL") has collated information/data in the Report, which have not been verified unless otherwise specifically mentioned in the Report. The Subscriber shall independently verify the accuracy and correctness of the information/data before in any way acting upon the same. MIPL shall not be liable for any harm, injury, loss or damage caused to the Subscriber due to default by the Subscriber's debtors/beneficiaries in fulfilling their obligations of any nature whatsoever. This Report or any of its portion shall not be used as a documentary evidence or otherwise before any investigative agencies or forum of law. This Report is confidential and proprietary to MIPL. The Subscriber and/or any other person(s) may not reproduce, publish or disclose any of the contents of the Report to others without the express authorization of MIPL. This Report is prepared and issued to the Subscriber without any risk, responsibility or liability on the part of MIPL or its officials.

05/06/2007	GDCO 53 LIMITED
------------	-----------------

**Writ Details**

No writs found
----------------

**STATISTICS**

<b>Group</b>	2 companies
<b>Linkages</b>	0 companies
<b>Countries</b>	In 0 countries

**SUMMARY**

<b>Holding Company</b>	ITHS HOLDINGS LIMITED
<b>Ownership Status</b>	Wholly Owned
<b>Ultimate Holding Company</b>	ITHS HOLDINGS LIMITED

**GROUP STRUCTURE**

Company Name	Registered Number	Latest Key Financials	Consol. Accounts	Turnover
ITHS HOLDINGS LIMITED	09990094	30.04.2017	Y	£24,330,803
IT HARDWARE AND SOFTWA...	06256979	30.04.2017	N	£21,411,873

**MORTGAGE DETAILS**

<b>Mortgage Type:</b>	LEGAL ASSIGNMENT OF CONTRACT MONIES		
<b>Date Charge Created:</b>	03/10/12		
<b>Date Charge Registered:</b>	04/10/12		
<b>Date Charge Satisfied:</b>	-		
<b>Status:</b>	OUTSTANDING		
<b>Person(s) Entitled:</b>	HSBC BANK PLC		

**DISCLAIMER** : This Report is **PRIVATE & CONFIDENTIAL** and it is prepared at the request of and for its use by the Subscriber only. The Subscriber shall use the contents of the Report merely as an aid to its business. Mira Inform Private Limited ("MIPL") has collated information/data in the Report, which have not been verified unless otherwise specifically mentioned in the Report. The Subscriber shall independently verify the accuracy and correctness of the information/data before in any way acting upon the same. MIPL shall not be liable for any harm, injury, loss or damage caused to the Subscriber due to default by the Subscriber's debtors/beneficiaries in fulfilling their obligations of any nature whatsoever. This Report or any of its portion shall not be used as a documentary evidence or otherwise before any investigative agencies or forum of law. This Report is confidential and proprietary to MIPL. The Subscriber and/or any other person(s) may not reproduce, publish or disclose any of the contents of the Report to others without the express authorization of MIPL. This Report is prepared and issued to the Subscriber without any risk, responsibility or liability on the part of MIPL or its officials.

<b>Amount Secured:</b>	ALL MONIES DUE OR TO BECOME DUE FROM THE COMPANY TO THE CHARGEES ON ANY ACCOUNT WHATSOEVER		
<b>Details:</b>	ANY CREDIT BALANCE DUE TO THE COMPANY UNDER CONDITION 13 OF THE AGREEMENT FOR THE PURCHASE OF DEBTS AND ANY DISCOUNTING ALLOWANCE DUE UNDER THE CONTRACT THE BENEFIT OF ALL THE OTHER PROVISIONS OF THE CONTRACT AND ALL SECURITIES IN RESPECT OF THAT CREDIT BALANCE		
<b>Mortgage Type:</b>	FIXED CHARGE ON NON-VESTING DEBTS AND FLOATING CHARGE		
<b>Date Charge Created:</b>	31/08/12		
<b>Date Charge Registered:</b>	04/09/12		
<b>Date Charge Satisfied:</b>	-		
<b>Status:</b>	OUTSTANDING		
<b>Person(s) Entitled:</b>	HSBC INVOICE FINANCE (UK) LTD ("THE SECURITY HOLDER")		
<b>Amount Secured:</b>	ALL MONIES DUE OR TO BECOME DUE FROM THE COMPANY TO THE CHARGEES ON ANY ACCOUNT WHATSOEVER UNDER THE TERMS OF THE AFOREMENTIONED INSTRUMENT CREATING OR EVIDENCING THE CHARGE		
<b>Details:</b>	BY WAY OF FIRST FIXED CHARGE ALL DEBTS AND ALL EXPORT DEBTS PURPORTEDLY ASSIGNED TO THE SECURITY HOLDER PURSUANT TO THE DEBT PURCHASE AGREEMENT. ALL ASSOCIATED RIGHTS RELATING TO ANY NON-VESTING DOMESTIC DEBTS AND NON-VESTING EXPORT DEBTS. BY WAY OF FIRST FIXED CHARGE THE EXCLUDED PROCEEDS AND BY WAY OF FIRST FLOATING CHARGE ALL PRESENT AND FUTURE ASSETS UNDERTAKING AND ALL OTHER PROPERTY AND ASSETS		

<b>Mortgage Type:</b>	DEBENTURE		
<b>Date Charge Created:</b>	12/07/12		
<b>Date Charge Registered:</b>	17/07/12		
<b>Date Charge Satisfied:</b>	-		
<b>Status:</b>	OUTSTANDING		
<b>Person(s) Entitled:</b>	HSBC BANK PLC		
<b>Amount Secured:</b>	ALL MONIES DUE OR TO BECOME DUE FROM THE COMPANY TO THE CHARGEES ON ANY ACCOUNT WHATSOEVER		
<b>Details:</b>	FIXED AND FLOATING CHARGE OVER THE UNDERTAKING AND ALL PROPERTY AND ASSETS PRESENT AND FUTURE, INCLUDING GOODWILL, BOOK DEBTS, UNCALLED CAPITAL, BUILDINGS, FIXTURES, FIXED PLANT & MACHINERY		
<b>Mortgage Type:</b>	DEBENTURE		
<b>Date Charge Created:</b>	07/04/09		
<b>Date Charge Registered:</b>	16/04/09		
<b>Date Charge Satisfied:</b>	14/08/12		
<b>Status:</b>	SATISFIED		
<b>Person(s) Entitled:</b>	THE ROYAL BANK OF SCOTLAND PLC		
<b>Amount Secured:</b>			
<b>Details:</b>	FIXED AND FLOATING CHARGE OVER THE UNDERTAKING AND ALL PROPERTY AND ASSETS PRESENT AND FUTURE, INCLUDING GOODWILL, UNCALLED CAPITAL, BUILDINGS, FIXTURES, FIXED PLANT & MACHINERY		

<b>Mortgage Type:</b>	DEBENTURE		
<b>Date Charge Created:</b>	03/04/09		
<b>Date Charge Registered:</b>	04/04/09		
<b>Date Charge Satisfied:</b>	28/01/13		
<b>Status:</b>	SATISFIED		
<b>Person(s) Entitled:</b>	RBS INVOICE FINANCE LIMITED		
<b>Amount Secured:</b>			
<b>Details:</b>	FIXED AND FLOATING CHARGE OVER THE UNDERTAKING AND ALL PROPERTY AND ASSETS PRESENT AND FUTURE, INCLUDING GOODWILL, BOOKDEBTS, UNCALLED CAPITAL, BUILDINGS, FIXTURES, FIXED PLANT & MACHINERY SEE IMAGEFOR FULL DETAILS		

## **CREDITOR DETAILS**

	Total Number	Total Value
Trade Creditors	0	-
No Creditor Data		

## **TRADE DEBTORS / BAD DEBT DETAIL**

	Total Number of Documented Trade	Total Value of Documented Trade	
Trade Debtors	7	£15,816	
<b>Company Name</b>		<b>Amount</b>	<b>Statement Date</b>
Advanced I T Hardware Limited		£5,760	19/03/2013
Red Data Solutions Limited		£2,430	24/06/2016
Reform Technologies Ltd		£2,226	18/10/2012
True Information Technology Limited		£2,220	12/07/2011
UK I T Online Ltd		£1,914	04/05/2017
Konnnect8 Limited		£954	05/12/2017
O I S G Information Systems Ltd		£312	03/03/2017

## **PREVIOUS DIRECTOR/COMPANY SECRETARIES**

Name	Current Active Appointments	Previous Appointments	Dissolved Companies
GEORGE DAVIES (NOMINEES) LIMITED	0	83	114
GD DIRECTORS (NOMINEES) LIMITED	0	28	35

**DISCLAIMER** : This Report is **PRIVATE & CONFIDENTIAL** and it is prepared at the request of and for its use by the Subscriber only. The Subscriber shall use the contents of the Report merely as an aid to its business. Mira Inform Private Limited ("MIPL") has collated information/data in the Report, which have not been verified unless otherwise specifically mentioned in the Report. The Subscriber shall independently verify the accuracy and correctness of the information/data before in any way acting upon the same. MIPL shall not be liable for any harm, injury, loss or damage caused to the Subscriber due to default by the Subscriber's debtors/beneficiaries in fulfilling their obligations of any nature whatsoever. This Report or any of its portion shall not be used as a documentary evidence or otherwise before any investigative agencies or forum of law. This Report is confidential and proprietary to MIPL. The Subscriber and/or any other person(s) may not reproduce, publish or disclose any of the contents of the Report to others without the express authorization of MIPL. This Report is prepared and issued to the Subscriber without any risk, responsibility or liability on the part of MIPL or its officials.

Thomas Dunker	0	1	0
Alan Paul Glazer	1	2	1
Alan Paul Glazer	1	2	1
MJG COMPANY SECRETARIAL SERVICES LIMITED	0	1	0
Total Persons With Significant Control	1	Total Statements	0
Active	1	Active	0
Ceased	0	Ceased	0

## **ACTIVE PERSONS WITH SIGNIFICANT CONTROL**

Name	lths Holdings Limited	Kind	Corporate Entity With Significant Control
Address	Unit 11 Bury South Business Park Riverview Close Radcliffe, Manchester	Notified On	06/04/2016
Post Code	M26 2AD	Legal Form	Limited Company
Authority	English	Place Registered	England And Wales
Country Registered	England	Registration Number	09990094
Nature Of Control	Ownership Of Shares 75 To 100 Percent, Voting Rights 75 To 100 Percent, Right To Appoint And Remove Directors		

### **Ceased Persons With Significant Control**

No Ceased Persons With Significant Control To Display

### **Active Statements**

No Active Statements To Display

### **Ceased Statements**

No Ceased Statements To Display

**FOREIGN EXCHANGE RATES**

Currency	Unit	Indian Rupees
US Dollar	1	INR 68.75
UK Pound	1	INR 91.07
Euro	1	INR 80.48
GBP	1	INR 91.18

**Note :** Above are approximate rates obtained from sources believed to be correct

**INFORMATION DETAILS**

<b>Analysis Done by :</b>	NIY
<b>Report Prepared by :</b>	SYL

**DISCLAIMER :** This Report is **PRIVATE & CONFIDENTIAL** and it is prepared at the request of and for its use by the Subscriber only. The Subscriber shall use the contents of the Report merely as an aid to its business. Mira Inform Private Limited ("MIPL") has collated information/data in the Report, which have not been verified unless otherwise specifically mentioned in the Report. The Subscriber shall independently verify the accuracy and correctness of the information/data before in any way acting upon the same. MIPL shall not be liable for any harm, injury, loss or damage caused to the Subscriber due to default by the Subscriber's debtors/beneficiaries in fulfilling their obligations of any nature whatsoever. This Report or any of its portion shall not be used as a documentary evidence or otherwise before any investigative agencies or forum of law. This Report is confidential and proprietary to MIPL. The Subscriber and/or any other person(s) may not reproduce, publish or disclose any of the contents of the Report to others without the express authorization of MIPL. This Report is prepared and issued to the Subscriber without any risk, responsibility or liability on the part of MIPL or its officials.

**RATING EXPLANATIONS**

Credit Rating	Explanation	Rating Comments
A++	Minimum Risk	Business dealings permissible with minimum risk of default
A+	Low Risk	Business dealings permissible with low risk of default
A	Acceptable Risk	Business dealings permissible with moderate risk of default
B	Medium Risk	Business dealings permissible on a regular monitoring basis
C	Medium High Risk	Business dealings permissible preferably on secured basis
D	High Risk	Business dealing not recommended or on secured terms only
NB	New Business	No recommendation can be done due to business in infancy stage
NT	No Trace	No recommendation can be done as the business is not traceable

NB is stated where there is insufficient information to facilitate rating. However, it is not to be considered as unfavourable.

This score serves as a reference to assess SC's credit risk and to set the amount of credit to be extended. It is calculated from a composite of weighted scores obtained from each of the major sections of this report. The assessed factors are as follows:

- Financial condition covering various ratios
- Company background and operations size
- Promoters / Management background
- Payment record
- Litigation against the subject
- Industry scenario / competitor analysis
- Supplier / Customer / Banker review (wherever available)

**DISCLAIMER** : This Report is **PRIVATE & CONFIDENTIAL** and it is prepared at the request of and for its use by the Subscriber only. The Subscriber shall use the contents of the Report merely as an aid to its business. Mira Inform Private Limited ("MIPL") has collated information/data in the Report, which have not been verified unless otherwise specifically mentioned in the Report. The Subscriber shall independently verify the accuracy and correctness of the information/data before in any way acting upon the same. MIPL shall not be liable for any harm, injury, loss or damage caused to the Subscriber due to default by the Subscriber's debtors/beneficiaries in fulfilling their obligations of any nature whatsoever. This Report or any of its portion shall not be used as a documentary evidence or otherwise before any investigative agencies or forum of law. This Report is confidential and proprietary to MIPL. The Subscriber and/or any other person(s) may not reproduce, publish or disclose any of the contents of the Report to others without the express authorization of MIPL. This Report is prepared and issued to the Subscriber without any risk, responsibility or liability on the part of MIPL or its officials.