

## MIRA INFORM REPORT

<b>Report No. :</b>	519139
<b>Report Date :</b>	07.07.2018

### IDENTIFICATION DETAILS

<b>Name :</b>	ARNOLD WILLS AND COMPANY LIMITED
<b>Registered Office :</b>	Aston House, York Road, Maidenhead, SL6 1SF
<b>Country :</b>	United Kingdom
<b>Financials (as on) :</b>	31.05.2017
<b>Date of Incorporation :</b>	20.08.1946
<b>Com. Reg. No.:</b>	00417612
<b>Legal Form :</b>	Private Limited with Share Capital
<b>Line of Business :</b>	<ul style="list-style-type: none"> <li>• Manufacture of luggage, handbags and the like, saddlery and harness</li> <li>• A group engaged in the manufacture of waist belts, leather and plastic goods, importing fashion accessories and marketing the products to the retail trade.</li> </ul>
<b>No. of Employees :</b>	230 [2017]

### RATING & COMMENTS

(Mira Inform has adopted New Rating mechanism w.e.f. 23<sup>rd</sup> January 2017)

**MIRA's Rating :** A

Credit Rating	Explanation	Rating Comments
A	Acceptable Risk	Business dealings permissible with moderate risk of default

<b>Status :</b>	Satisfactory
<b>Payment Behaviour :</b>	No Complaints
<b>Litigation :</b>	Clear

### NOTES :

**DISCLAIMER :** This Report is **PRIVATE & CONFIDENTIAL** and it is prepared at the request of and for its use by the Subscriber only. The Subscriber shall use the contents of the Report merely as an aid to its business. Mira Inform Private Limited ("MIPL") has collated information/data in the Report, which have not been verified unless otherwise specifically mentioned in the Report. The Subscriber shall independently verify the accuracy and correctness of the information/data before in any way acting upon the same. MIPL shall not be liable for any harm, injury, loss or damage caused to the Subscriber due to default by the Subscriber's debtors/beneficiaries in fulfilling their obligations of any nature whatsoever. This Report or any of its portion shall not be used as a documentary evidence or otherwise before any investigative agencies or forum of law. This Report is confidential and proprietary to MIPL. The Subscriber and/or any other person(s) may not reproduce, publish or disclose any of the contents of the Report to others without the express authorization of MIPL. This Report is prepared and issued to the Subscriber without any risk, responsibility or liability on the part of MIPL or its officials.

Any query related to this report can be made on e-mail : [infodept@mirainform.com](mailto:infodept@mirainform.com) while quoting report number, name and date.

**ECGC Country Risk Classification List**

Country Name	Previous Rating (31.12.2017)	Current Rating (01.04.2018)
United Kingdom	A1	A1

Risk Category	ECGC Classification
Insignificant	A1
Low Risk	A2
Moderately Low Risk	B1
Moderate Risk	B2
Moderately High Risk	C1
High Risk	C2
Very High Risk	D

**DISCLAIMER** : This Report is **PRIVATE & CONFIDENTIAL** and it is prepared at the request of and for its use by the Subscriber only. The Subscriber shall use the contents of the Report merely as an aid to its business. Mira Inform Private Limited ("MIPL") has collated information/data in the Report, which have not been verified unless otherwise specifically mentioned in the Report. The Subscriber shall independently verify the accuracy and correctness of the information/data before in any way acting upon the same. MIPL shall not be liable for any harm, injury, loss or damage caused to the Subscriber due to default by the Subscriber's debtors/beneficiaries in fulfilling their obligations of any nature whatsoever. This Report or any of its portion shall not be used as a documentary evidence or otherwise before any investigative agencies or forum of law. This Report is confidential and proprietary to MIPL. The Subscriber and/or any other person(s) may not reproduce, publish or disclose any of the contents of the Report to others without the express authorization of MIPL. This Report is prepared and issued to the Subscriber without any risk, responsibility or liability on the part of MIPL or its officials.

**UNITED KINGDOM - ECONOMIC OVERVIEW**

The UK, a leading trading power and financial center, is the third largest economy in Europe after Germany and France. Agriculture is intensive, highly mechanized, and efficient by European standards, producing about 60% of food needs with less than 2% of the labor force. The UK has large coal, natural gas, and oil resources, but its oil and natural gas reserves are declining; the UK has been a net importer of energy since 2005. Services, particularly banking, insurance, and business services, are key drivers of British GDP growth. Manufacturing, meanwhile, has declined in importance but still accounts for about 10% of economic output.

In 2008, the global financial crisis hit the economy particularly hard, due to the importance of its financial sector. Falling home prices, high consumer debt, and the global economic slowdown compounded the UK's economic problems, pushing the economy into recession in the latter half of 2008 and prompting the then BROWN (Labour) government to implement a number of measures to stimulate the economy and stabilize the financial markets. Facing burgeoning public deficits and debt levels, in 2010 the then CAMERON-led coalition government (between Conservatives and Liberal Democrats) initiated an austerity program, which has continued under the Conservative government. However, the deficit still remains one of the highest in the G7, standing at 3.6% of GDP as of 2017, and the UK has pledged to lower its corporation tax from 20% to 17% by 2020. The UK had a debt burden of 90.4% GDP at the end of 2017.

The UK's economy has begun to slow since the referendum vote to leave the EU in June 2016. A sustained depreciation of the British pound has increased consumer and producer prices, weighing on consumer spending without spurring a meaningful increase in exports. The UK has an extensive trade relationship with other EU members through its single market membership and economic observers have warned the exit will jeopardize its position as the central location for European financial services. Prime Minister MAY is seeking a new "deep and special" trade relationship with the EU following the UK's exit. However, economists doubt that the UK will be able to preserve the benefits of EU membership without the obligations.

Source : CIA

## **COMPANY SUMMARY**

### **Registered Address**

Aston House  
York Road  
Maidenhead  
SL6 1SF

### **Trading Address**

Aston House  
12-16 York Road  
Maidenhead  
Berkshire  
SL6 1SF

### **Trading Address**

10 Station Road, Oakham,  
Leicestershire, LE15 9TZ

<b>Website Address</b>	<a href="http://www.arnoldwills.co.uk">http://www.arnoldwills.co.uk</a>
<b>Company Number</b>	00417612
<b>Telephone Number</b>	-
<b>Fax Number</b>	-
<b>TPS</b>	-
<b>FPS</b>	Yes
<b>Incorporation Date</b>	20/08/1946
<b>Previous Name</b>	
<b>Type</b>	Private Limited with Share Capital
<b>FTSE Index</b>	-
<b>Date of Change</b>	-
<b>Filing Date of Accounts</b>	27/02/2018
<b>Currency</b>	GBP
<b>Share Capital</b>	£84,607
<b>SIC07</b>	15120
<b>Charity Number</b>	-
<b>SIC07 Description</b>	Manufacture of luggage, handbags and the like, saddlery and harness
<b>Principal Activity</b>	A group engaged in the manufacture of waist belts, leather and plastic goods, importing fashion accessories and marketing the products to the retail trade.

## **ADDITIONAL INFORMATION**

### **CCJ's**

0 (£0)

**DISCLAIMER** : This Report is **PRIVATE & CONFIDENTIAL** and it is prepared at the request of and for its use by the Subscriber only. The Subscriber shall use the contents of the Report merely as an aid to its business. Mira Inform Private Limited ("MIPL") has collated information/data in the Report, which have not been verified unless otherwise specifically mentioned in the Report. The Subscriber shall independently verify the accuracy and correctness of the information/data before in any way acting upon the same. MIPL shall not be liable for any harm, injury, loss or damage caused to the Subscriber due to default by the Subscriber's debtors/beneficiaries in fulfilling their obligations of any nature whatsoever. This Report or any of its portion shall not be used as a documentary evidence or otherwise before any investigative agencies or forum of law. This Report is confidential and proprietary to MIPL. The Subscriber and/or any other person(s) may not reproduce, publish or disclose any of the contents of the Report to others without the express authorization of MIPL. This Report is prepared and issued to the Subscriber without any risk, responsibility or liability on the part of MIPL or its officials.

No CCJ Information To Display

**Ultimate Holding Company** ARNOLD WILLS AND COMPANY LIMITED  
**Accountant** -  
**Mortgages** 1  
**Group** 17 companies  
**Linkages** 0 companies  
**Countries** In 0 countries

## **KEY FINANCIALS**

Year to Date	Turnover	Pre Tax Profit	Shareholder	Funds Employees
31.05.2017	£20,759,070	£981,308	£20,931,254	230
31.05.2016	£23,749,336	£2,828,749	£20,645,731	220
3.1.05.2015	£24,280,777	£3,580,273	£19,051,445	215

## **MORTGAGE SUMMARY**

Total Mortgage 1  
Outstanding 0  
Satisfied 1

## **TRADE DEBTORS / BAD DEBT SUMMARY**

Total Number of Documented Trade 0  
Total Value of Documented Trade £0

## **COMMENTARY**

This company has been treated as a Medium company.
This company's ratio of total liabilities to total assets indicates the presence of strong equity funding.
This company's return on total assets employed ratio indicates a relatively efficient use of assets.
This company has made late payments on a medium percentage of invoices.
The company has more cash than short term bank borrowings.
This company trades in an industry with a lower level of corporate failures.

**DISCLAIMER** : This Report is **PRIVATE & CONFIDENTIAL** and it is prepared at the request of and for its use by the Subscriber only. The Subscriber shall use the contents of the Report merely as an aid to its business. Mira Inform Private Limited ("MIPL") has collated information/data in the Report, which have not been verified unless otherwise specifically mentioned in the Report. The Subscriber shall independently verify the accuracy and correctness of the information/data before in any way acting upon the same. MIPL shall not be liable for any harm, injury, loss or damage caused to the Subscriber due to default by the Subscriber's debtors/beneficiaries in fulfilling their obligations of any nature whatsoever. This Report or any of its portion shall not be used as a documentary evidence or otherwise before any investigative agencies or forum of law. This Report is confidential and proprietary to MIPL. The Subscriber and/or any other person(s) may not reproduce, publish or disclose any of the contents of the Report to others without the express authorization of MIPL. This Report is prepared and issued to the Subscriber without any risk, responsibility or liability on the part of MIPL or its officials.

## CCJ

Total Number of Exact CCJs -	0	Total Value of Exact CCJs -	
Total Number of Possible CCJs -	0	Total Value of Possible CCJs -	
Total Number of Satisfied CCJs -	0	Total Value of Satisfied CCJs -	
Total Number of Writs -	-		

Total Current Directors	3	Total Current Secretaries	1
Total Previous Directors / Company Secretaries	5	Total Person's With Significant Control	2

## CURRENT DIRECTORS

<b>Title</b>	Mr	<b>Function</b>	Director
<b>Name</b>	Robert Hugo Weyl Wills	<b>Nationality</b>	British
<b>Date of Birth</b>	07/1949	<b>Present Appointments</b>	35
<b>Latest Address</b>	Aston House, York Road, Maidenhead, Berkshire	<b>Appointment Date</b>	13/06/1991
<b>Post Code</b>	SL6 1SF		
<b>Title</b>	Ms	<b>Function</b>	Director
<b>Name</b>	Belinda Katie Kew	<b>Nationality</b>	British
<b>Date of Birth</b>	12/1981	<b>Present Appointments</b>	1
<b>Latest Address</b>	Aston House, York Road, Maidenhead, Berkshire	<b>Appointment Date</b>	18/06/2008
<b>Post Code</b>	SL6 1SF		
<b>Title</b>	Ms	<b>Function</b>	Director
<b>Name</b>	Philippa Jane Weyl Wills	<b>Nationality</b>	British
<b>Date of Birth</b>	09/1982	<b>Present Appointments</b>	1
<b>Latest Address</b>	Aston House, York Road, Maidenhead, Berkshire	<b>Appointment Date</b>	18/06/2008
<b>Post Code</b>	SL6 1SF		

## CURRENT COMPANY SECRETARY

<b>Title</b>	Mrs	<b>Function</b>	Company Secretary
<b>Name</b>	Carol Mary Wills	<b>Nationality</b>	Irish
<b>Date of Birth</b>	12/1955	<b>Present Appointments</b>	13
<b>Latest Address</b>	Aston House, York Road, Maidenhead, Berkshire	<b>Appointment Date</b>	13/06/2008











**DISCLAIMER** : This Report is **PRIVATE & CONFIDENTIAL** and it is prepared at the request of and for its use by the Subscriber only. The Subscriber shall use the contents of the Report merely as an aid to its business. Mira Inform Private Limited ("MIPL") has collated information/data in the Report, which have not been verified unless otherwise specifically mentioned in the Report. The Subscriber shall independently verify the accuracy and correctness of the information/data before in any way acting upon the same. MIPL shall not be liable for any harm, injury, loss or damage caused to the Subscriber due to default by the Subscriber's debtors/beneficiaries in fulfilling their obligations of any nature whatsoever. This Report or any of its portion shall not be used as a documentary evidence or otherwise before any investigative agencies or forum of law. This Report is confidential and proprietary to MIPL. The Subscriber and/or any other person(s) may not reproduce, publish or disclose any of the contents of the Report to others without the express authorization of MIPL. This Report is prepared and issued to the Subscriber without any risk, responsibility or liability on the part of MIPL or its officials.

Post Code	SL6 1SF		
-----------	---------	--	--

**Top Shareholders**

Name	Currency	Share Count	Share Type	Nominal Value	% of Total Share Count
ROBERT HUGO WEYL WILLS	GBP	84,555	ORDINARY A	0.5	49.97
J.G. KEW & B.K. KEW	GBP	82,930	ORDINARY B	0.5	49.01
BELINDA KATIE KEW	GBP	1,677	ORDINARY B	0.5	0.99
R.H.W. WILLS & P.J. WILLS	GBP	52	ORDINARY A	0.5	0.03






**PROFIT & LOSS**

	Date Of Accounts	31/05/17	(%)	31/05/16	(%)	31/05/15	(%)	31/05/14	(%)	31/05/13
	<b>Weeks</b>	<b>52</b>	<b>(%)</b>	<b>52</b>	<b>(%)</b>	<b>52</b>	<b>(%)</b>	<b>52</b>	<b>(%)</b>	<b>52</b>
	<b>Currency</b>	<b>GBP</b>	<b>(%)</b>	<b>GBP</b>	<b>(%)</b>	<b>GBP</b>	<b>(%)</b>	<b>GBP</b>	<b>(%)</b>	<b>GBP</b>
	<b>Consolidated A/cs</b>	<b>Y</b>	<b>(%)</b>	<b>Y</b>	<b>(%)</b>	<b>Y</b>	<b>(%)</b>	<b>Y</b>	<b>(%)</b>	<b>Y</b>
	<b>Turnover</b>	<b>£20,759,070</b>	<b>- 12.6%</b>	<b>£23,749,336</b>	<b>- 2.2%</b>	<b>£24,280,777</b>	<b>- 1.3%</b>	<b>£24,600,977</b>	<b>6.8%</b>	<b>£23,032,526</b>
	Export	-	-	-	-	-	-	-	-	-
	Cost of Sales	£15,040,741	-5%	£15,840,144	-1.3%	£16,043,139	-6.8%	£17,209,232	6.1%	£16,212,624
	Gross Profit	£5,718,329	-27.7%	£7,909,192	-4%	£8,237,638	11.4%	£7,391,745	8.4%	£6,819,902
	Wages & Salaries	£5,445,321	4.8%	£5,195,326	4.5%	£4,972,964	6.7%	£4,660,129	6.5%	£4,376,951
	Directors Emoluments	£599,219	2.6%	£583,904	2.2%	£571,434	13.8%	£502,015	8%	£464,936
	<b>Operating Profit</b>	<b>£627,353</b>	<b>- 76.6%</b>	<b>£2,686,091</b>	<b>- 17.5%</b>	<b>£3,254,228</b>	<b>34.5%</b>	<b>£2,420,176</b>	<b>17%</b>	<b>£2,068,594</b>
	Depreciation	£221,644	-0.8%	£223,486	9.4%	£204,241	-9.8%	£226,327	16%	£195,069
	Audit Fees	£37,500	-	£37,500	-	£37,500	-17.5%	£45,450	1.1%	£44,950
	Interest	£513	999.9	£4	-	£1,327	-	£2,609	0.2%	£2,605










**DISCLAIMER** : This Report is **PRIVATE & CONFIDENTIAL** and it is prepared at the request of and for its use by the Subscriber only. The Subscriber shall use the contents of the Report merely as an aid to its business. Mira Inform Private Limited ("MIPL") has collated information/data in the Report, which have not been verified unless otherwise specifically mentioned in the Report. The Subscriber shall independently verify the accuracy and correctness of the information/data before in any way acting upon the same. MIPL shall not be liable for any harm, injury, loss or damage caused to the Subscriber due to default by the Subscriber's debtors/beneficiaries in fulfilling their obligations of any nature whatsoever. This Report or any of its portion shall not be used as a documentary evidence or otherwise before any investigative agencies or forum of law. This Report is confidential and proprietary to MIPL. The Subscriber and/or any other person(s) may not reproduce, publish or disclose any of the contents of the Report to others without the express authorization of MIPL. This Report is prepared and issued to the Subscriber without any risk, responsibility or liability on the part of MIPL or its officials.

**ARNOLD WILLS AND COMPANY LIMITED - 519139**









**PAGE NO. : 8**

	Payments		%		99.7 %		49.1 %			
	<b>Pre Tax Profit</b>	<b>£981,308</b>	<b>- 65.3 %</b>	<b>£2,828,749</b>	<b>-21%</b>	<b>£3,580,273</b>	<b>40.9 %</b>	<b>£2,540,108</b>	<b>13.9 %</b>	<b>£2,230,573</b>
	Taxation	-£162,279	72.3 %	-£586,692	10.9 %	-£658,491	- 19.5 %	-£550,924	- 4.7%	-£526,384
	Profit After Tax	£819,029	- 63.5 %	£2,242,057	- 23.3 %	£2,921,782	46.9 %	£1,989,184	16.7 %	£1,704,189
	Dividends Payable	£507,642	- 14.3 %	£592,249	18.6 %	£499,182	22.9 %	£406,114	14.3 %	£355,349
	<b>Retained Profit</b>	<b>£285,523</b>	<b>- 82.1 %</b>	<b>£1,594,286</b>	<b>- 31.8 %</b>	<b>£2,337,952</b>	<b>53.1 %</b>	<b>£1,526,652</b>	<b>15.8 %</b>	<b>£1,318,640</b>






**BALANCE SHEET**

	Date Of Accounts	31/05/17	(%)	31/05/16	(%)	31/05/15	(%)	31/05/14	(%)	31/05/13
	Tangible Assets	£7,929,351	7.3%	£7,389,742	11.4 %	£6,631,429	3.2%	£6,424,703	19.8 %	£5,361,187
	Intangible Assets	£83,009	- 21.3 %	£105,514	- 17.6 %	£128,019	-15%	£150,524	-13%	£173,029
	<b>Total Fixed Assets</b>	<b>£8,012,360</b>	<b>6.9%</b>	<b>£7,495,256</b>	<b>10.9 %</b>	<b>£6,759,448</b>	<b>2.8%</b>	<b>£6,575,227</b>	<b>18.8 %</b>	<b>£5,534,216</b>
	Stock	£3,914,642	1.9%	£3,841,872	6.4%	£3,611,680	29.8 %	£2,782,423	-6%	£2,958,616
	Trade Debtors	£2,511,808	- 18.4 %	£3,077,502	- 1.9%	£3,135,627	-18%	£3,821,732	5.9%	£3,609,083
	Cash	£6,108,353	- 5.9%	£6,494,574	13.4 %	£5,729,341	42.1 %	£4,032,294	- 4.6%	£4,224,806
	Other Debtors	£170,296	- 13.1 %	£196,040	- 35.5 %	£304,133	26.5 %	£240,441	- 53.1 %	£512,184
	Miscellaneous Current Assets	£2,674,951	15.6 %	£2,314,951	20.9 %	£1,914,951	14.3 %	£1,674,951	15.7 %	£1,447,616
	<b>Total Current Assets</b>	<b>£15,380,050</b>	<b>- 3.4%</b>	<b>£15,924,939</b>	<b>8.4%</b>	<b>£14,695,732</b>	<b>17.1 %</b>	<b>£12,551,841</b>	<b>- 1.6%</b>	<b>£12,752,305</b>

**DISCLAIMER** : This Report is **PRIVATE & CONFIDENTIAL** and it is prepared at the request of and for its use by the Subscriber only. The Subscriber shall use the contents of the Report merely as an aid to its business. Mira Inform Private Limited ("MIPL") has collated information/data in the Report, which have not been verified unless otherwise specifically mentioned in the Report. The Subscriber shall independently verify the accuracy and correctness of the information/data before in any way acting upon the same. MIPL shall not be liable for any harm, injury, loss or damage caused to the Subscriber due to default by the Subscriber's debtors/beneficiaries in fulfilling their obligations of any nature whatsoever. This Report or any of its portion shall not be used as a documentary evidence or otherwise before any investigative agencies or forum of law. This Report is confidential and proprietary to MIPL. The Subscriber and/or any other person(s) may not reproduce, publish or disclose any of the contents of the Report to others without the express authorization of MIPL. This Report is prepared and issued to the Subscriber without any risk, responsibility or liability on the part of MIPL or its officials.






	Trade Creditors	£994,302	- 7.5%	£1,075,302	39.6%	£770,361	- 13.7%	£892,642	- 39.4%	£1,472,518
	Bank Loans & Overdrafts	0	-	0	-	0	-	0	-	0
	Other Short Term Finance	0	-	0	-	0	-	0	-	0
	Miscellaneous Current Liabilities	£1,205,706	- 16.8%	£1,449,253	1.7%	£1,424,362	8.4%	£1,313,672	- 11.8%	£1,489,818
	<b>Total Current Liabilities</b>	<b>£2,200,008</b>	<b>- 12.9%</b>	<b>£2,524,555</b>	<b>15%</b>	<b>£2,194,723</b>	<b>- 0.5%</b>	<b>£2,206,314</b>	<b>- 25.5%</b>	<b>£2,962,336</b>
	Bank Loans & Overdrafts and LTL	£261,148	4.5%	£249,909	19.6%	£209,012	55.8%	£134,113	59.3%	£84,196
	Other Long Term Finance	0	-	0	-	0	-	0	-	0
	<b>Total Long Term Liabilities</b>	<b>£261,148</b>	<b>4.5%</b>	<b>£249,909</b>	<b>19.6%</b>	<b>£209,012</b>	<b>55.8%</b>	<b>£134,113</b>	<b>59.3%</b>	<b>£84,196</b>

## **CAPITAL & RESERVES**





	Date Of Accounts	31/05/17	(%)	31/05/16	(%)	31/05/15	(%)	31/05/14	(%)	31/05/13
	Called Up Share Capital	£84,607	-	£84,607	-	£84,607	-	£84,607	-	£84,607
	P & L Account Reserve	£20,461,098	1.4%	£20,175,575	8.6%	£18,581,289	13.7%	£16,346,738	10.3%	£14,820,086
	Revaluation Reserve	£277,017	-	£277,017	-	£277,017	12.3%	£246,764	8.8%	£226,764
	Sundry Reserves	£108,532	-	£108,532	-	£108,532	-	£108,532	-	£108,532
	<b>Shareholder Funds</b>	<b>£20,931,254</b>	<b>1.4%</b>	<b>£20,645,731</b>	<b>8.4%</b>	<b>£19,051,445</b>	<b>13.5%</b>	<b>£16,786,641</b>	<b>10.1%</b>	<b>£15,239,989</b>

**DISCLAIMER** : This Report is **PRIVATE & CONFIDENTIAL** and it is prepared at the request of and for its use by the Subscriber only. The Subscriber shall use the contents of the Report merely as an aid to its business. Mira Inform Private Limited ("MIPL") has collated information/data in the Report, which have not been verified unless otherwise specifically mentioned in the Report. The Subscriber shall independently verify the accuracy and correctness of the information/data before in any way acting upon the same. MIPL shall not be liable for any harm, injury, loss or damage caused to the Subscriber due to default by the Subscriber's debtors/beneficiaries in fulfilling their obligations of any nature whatsoever. This Report or any of its portion shall not be used as a documentary evidence or otherwise before any investigative agencies or forum of law. This Report is confidential and proprietary to MIPL. The Subscriber and/or any other person(s) may not reproduce, publish or disclose any of the contents of the Report to others without the express authorization of MIPL. This Report is prepared and issued to the Subscriber without any risk, responsibility or liability on the part of MIPL or its officials.

## **OTHER FINANCIAL ITEMS**

	Date Of Accounts	31/05/17	(%)	31/05/16	(%)	31/05/15	(%)	31/05/14	(%)	31/05/13
	Net Worth	£20,848,245	1.5%	£20,540,217	8.5%	£18,923,426	13.7%	£16,636,117	10.4%	£15,066,960
	Working Capital	£13,180,042	-1.6%	£13,400,384	7.2%	£12,501,009	20.8%	£10,345,527	5.7%	£9,789,969
	Total Assets	£23,392,410	-0.1%	£23,420,195	9.2%	£21,455,180	12.2%	£19,127,068	4.6%	£18,286,521
	Total Liabilities	£2,461,156	-11.3%	£2,774,464	15.4%	£2,403,735	2.7%	£2,340,427	-23.2%	£3,046,532
	Net Assets	£20,931,254	1.4%	£20,645,731	8.4%	£19,051,445	13.5%	£16,786,641	10.1%	£15,239,989

## **CASH FLOW**

	Date Of Accounts	31/05/17	(%)	31/05/16	(%)	31/05/15	(%)	31/05/14	(%)	31/05/13
	Net Cashflow from Operations	£828,041	-67.7%	£2,559,880	-2.7%	£2,630,102	30.2%	£2,020,197	25.1%	£1,614,357
	Net Cashflow before Financing	£496,046	-72%	£1,772,107	-27.6%	£2,445,979	283.4%	£638,003	134.6%	£271,997
	Net Cashflow from Financing	-£522,267	13.9%	-£606,874	-19.2%	-£508,932	-	-	-	-
	Increase in Cash	-£26,221	-102.3%	£1,165,233	-39.8%	£1,937,047	203.6%	£638,003	134.6%	£271,997



## **MISCELLANEOUS**

	Date Of Accounts	31/05/17	(%)	31/05/16	(%)	31/05/15	(%)	31/05/14	(%)	31/05/13
--	------------------	----------	-----	----------	-----	----------	-----	----------	-----	----------















**DISCLAIMER** : This Report is **PRIVATE & CONFIDENTIAL** and it is prepared at the request of and for its use by the Subscriber only. The Subscriber shall use the contents of the Report merely as an aid to its business. Mira Inform Private Limited ("MIPL") has collated information/data in the Report, which have not been verified unless otherwise specifically mentioned in the Report. The Subscriber shall independently verify the accuracy and correctness of the information/data before in any way acting upon the same. MIPL shall not be liable for any harm, injury, loss or damage caused to the Subscriber due to default by the Subscriber's debtors/beneficiaries in fulfilling their obligations of any nature whatsoever. This Report or any of its portion shall not be used as a documentary evidence or otherwise before any investigative agencies or forum of law. This Report is confidential and proprietary to MIPL. The Subscriber and/or any other person(s) may not reproduce, publish or disclose any of the contents of the Report to others without the express authorization of MIPL. This Report is prepared and issued to the Subscriber without any risk, responsibility or liability on the part of MIPL or its officials.

**ARNOLD WILLS AND COMPANY LIMITED - 519139**

**PAGE NO. : 11**

	Contingen t Liability	NO	-	YES	-	YES	-	YES	-	YES
	Capital Employed	£21,192,402	1.4 %	£20,895,640	8.5 %	£19,260,457	13.8 %	£16,920,754	10.4 %	£15,324,185
	Number of Employees	230	4.5 %	220	2.3 %	215	0.9%	213	3.4%	206
	Accountants									
	Auditors	HARPER BROOM								
	Auditor Comments	The audit report contains no adverse comments								
	Bankers	HSBC BANK PLC								
	Bank Branch Code									

**RATIOS**

	Date Of Accounts	31/05/17	31/05/16	31/05/15	31/05/14	31/05/13
	Pre-tax profit margin %	4.73	11.91	14.75	10.33	9.68
	Current ratio	6.99	6.31	6.70	5.69	4.30
	Sales/Net Working Capital	1.58	1.77	1.94	2.38	2.35
	Gearing %	1.20	1.20	1.10	0.80	0.60
	Equity in %	89.80	88.60	89.30	88.50	84.10
	Creditor Days	17.43	16.48	11.54	13.20	23.27
	Debtor Days	44.04	47.16	47	56.54	57.03
	Liquidity/Acid Test	5.21	4.78	5.05	4.42	3.30
	Return On Capital Employed %	4.63	13.53	18.58	15.01	14.55
	Return On Total Assets Employed %	4.19	12.07	16.68	13.28	12.19
	Current Debt Ratio	0.10	0.12	0.11	0.13	0.19
	Total Debt Ratio	0.11	0.13	0.12	0.13	0.19
	Stock Turnover Ratio %	18.85	16.17	14.87	11.31	12.84
	Return on Net Assets Employed %	4.68	13.70	18.79	15.13	14.63

**Report Notes**

There are no notes to display.

**DISCLAIMER** : This Report is **PRIVATE & CONFIDENTIAL** and it is prepared at the request of and for its use by the Subscriber only. The Subscriber shall use the contents of the Report merely as an aid to its business. Mira Inform Private Limited ("MIPL") has collated information/data in the Report, which have not been verified unless otherwise specifically mentioned in the Report. The Subscriber shall independently verify the accuracy and correctness of the information/data before in any way acting upon the same. MIPL shall not be liable for any harm, injury, loss or damage caused to the Subscriber due to default by the Subscriber's debtors/beneficiaries in fulfilling their obligations of any nature whatsoever. This Report or any of its portion shall not be used as a documentary evidence or otherwise before any investigative agencies or forum of law. This Report is confidential and proprietary to MIPL. The Subscriber and/or any other person(s) may not reproduce, publish or disclose any of the contents of the Report to others without the express authorization of MIPL. This Report is prepared and issued to the Subscriber without any risk, responsibility or liability on the part of MIPL or its officials.

**Status History**

No Status History found

**\*EVENT HISTORY**

Date	Description
23/06/2018	Confirmation Statement
08/03/2018	New Accounts Filed
01/03/2018	Payment Data Update Received
01/03/2018	Payment Data Update Received
26/06/2017	Confirmation Statement
07/04/2017	New Accounts Filed
07/04/2017	New Accounts Filed
06/04/2017	Payment Data Update Received
01/03/2017	Payment Data Update Received
30/09/2016	Payment Data Update Received
28/06/2016	Annual Returns
24/05/2016	Payment Data Update Received
14/04/2016	Payment Data Update Received
06/03/2016	New Accounts Filed
06/03/2016	New Accounts Filed

**Previous Company Names**

No Previous Names found

**Writ Details**

No writs found

**Statistics**

<b>Group</b>	17 companies
<b>Linkages</b>	0 companies
<b>Countries</b>	In 0 countries

**SUMMARY**

<b>Holding Company</b>	ARNOLD WILLS AND COMPANY LIMITED
<b>Ownership Status</b>	Ultimately Owned
<b>Ultimate Holding Company</b>	ARNOLD WILLS AND COMPANY LIMITED

**DISCLAIMER** : This Report is **PRIVATE & CONFIDENTIAL** and it is prepared at the request of and for its use by the Subscriber only. The Subscriber shall use the contents of the Report merely as an aid to its business. Mira Inform Private Limited ("MIPL") has collated information/data in the Report, which have not been verified unless otherwise specifically mentioned in the Report. The Subscriber shall independently verify the accuracy and correctness of the information/data before in any way acting upon the same. MIPL shall not be liable for any harm, injury, loss or damage caused to the Subscriber due to default by the Subscriber's debtors/beneficiaries in fulfilling their obligations of any nature whatsoever. This Report or any of its portion shall not be used as a documentary evidence or otherwise before any investigative agencies or forum of law. This Report is confidential and proprietary to MIPL. The Subscriber and/or any other person(s) may not reproduce, publish or disclose any of the contents of the Report to others without the express authorization of MIPL. This Report is prepared and issued to the Subscriber without any risk, responsibility or liability on the part of MIPL or its officials.

## **GROUP STRUCTUREFULL**

Company Name	Registered Number	Latest Key Financials	Consol. Accounts	Turnover
☐ ARNOLD WILLS AND COMPANY...	00417612	31.05.2017	Y	£20,759,070
└─ MAGNIFICENT MOUCHOIRS...	02262219	31.05.2017	N	
└─ UPPINGHAM BREWERY LIMITED	11056958	-	N	
└─ F.S.ASHBY & BRANT LIMITED	00184599	31.05.2017	N	
└─ COLE BROTHERS (TRAVEL...	00596196	31.05.2017	N	
☐ D.L.HEWITT & CO.LIMITED	00369750	31.05.2017	N	
└─ A.J.TARR LIMITED	00263977	31.05.2017	N	
└─ A.LABIN & COMPANY LIMITED	00348460	31.05.2017	N	
└─ LAMBOURNES (SOPHOS) LI...	01535643	31.05.2017	N	
└─ MANNING-KNIGHT LIMITED	00214350	31.05.2017	N	
└─ JOHN MORE & CO,LIMITED	00236664	31.05.2017	N	
└─ NANCY FISHER LIMITED	01690819	31.05.2017	N	
☐ WILLS INNS LIMITED	07874391	31.05.2017	N	
└─ BEAVER INNS LIMITED	04774980	31.05.2017	N	
└─ FALCON HOTEL MANAGEM...	07504119	31.05.2017	N	
└─ THE VAULTS INNS LIMITED	07702665	31.05.2017	N	
└─ UPPINGHAM BREWHOUSE...	11057163	-	N	

## **MORTGAGE DETAILS**

<b>Mortgage Type:</b>	DEED OF ASSIGNMENT
<b>Date Charge Created:</b>	17/03/00
<b>Date Charge Registered:</b>	21/03/00
<b>Date Charge Satisfied:</b>	05/07/01
<b>Status:</b>	SATISFIED
<b>Person(s) Entitled:</b>	PETER FISHER AND JEAN-PIERRE VUARNOZ
<b>Amount Secured:</b>	£250,000 DUE FROM THE COMPANY TO THE CHARGE
<b>Details:</b>	POLICIES NUMBERED 02 TO 26 (INCLUSIVE) OF A CML PREMIER BOND POLICY NUMBER 250825K WITH CMI INSURANCE COMPANY LIMITED

## **PREVIOUS DIRECTOR/COMPANY SECRETARIES**

Name	Current Appointments	Active	Previous Appointments	Dissolved Companies
Robert Hugo Weyl Wills	35		1	0
Olive Rosamund Wills	0		9	0
THRINGS COMPANY SECRETARIAL LIMITED	42		70	134
Carol Mary Wills	13		1	0
James Ronald Barthholomew	0		1	0
<b>Total Persons With Significant Control</b>	<b>2</b>		<b>Total Statements</b>	<b>0</b>
<b>Active</b>	<b>2</b>		<b>Active</b>	<b>0</b>
<b>Ceased</b>	<b>0</b>		<b>Ceased</b>	<b>0</b>

## **ACTIVE PERSONS WITH SIGNIFICANT CONTROL**

<b>Name</b>	Mr Robert Hugo Weyl Wills	<b>Kind</b>	Individual Person With Significant Control
<b>Address</b>	Aston House, York Road, Maidenhead, Berkshire	<b>Country Of Residence</b>	United Kingdom
<b>Post Code</b>	SL6 1SF	<b>Nationality</b>	British
<b>Date of Birth</b>	07/1949	<b>Notified On</b>	06/04/2016
<b>Nature Of Control</b>	Ownership Of Shares 25 To 50 Percent, Voting Rights 25 To 50 Percent		
<b>Name</b>	Ms Belinda Katie Kew	<b>Kind</b>	Individual Person With Significant Control
<b>Address</b>	Aston House, York Road, Maidenhead, Berkshire	<b>Country Of Residence</b>	Monaco
<b>Post Code</b>	SL6 1SF	<b>Nationality</b>	British
<b>Date of Birth</b>	12/1981	<b>Notified On</b>	06/04/2016
<b>Nature Of Control</b>	Ownership Of Shares 25 To 50 Percent, Voting Rights 25 To 50 Percent		

### **Ceased Persons With Significant Control**

No Ceased Persons With Significant Control To Display

### **Active Statements**

No Active Statements To Display

### **Ceased Statements**

No Ceased Statements To Display

**FOREIGN EXCHANGE RATES**

Currency	Unit	Indian Rupees
US Dollar	1	INR 68.87
UK Pound	1	INR 91.14
Euro	1	INR 80.63
GBP	1	INR 91.37

**Note :** Above are approximate rates obtained from sources believed to be correct

**INFORMATION DETAILS**

<b>Analysis Done by :</b>	DIV
<b>Report Prepared by :</b>	TPT

**DISCLAIMER :** This Report is **PRIVATE & CONFIDENTIAL** and it is prepared at the request of and for its use by the Subscriber only. The Subscriber shall use the contents of the Report merely as an aid to its business. Mira Inform Private Limited ("MIPL") has collated information/data in the Report, which have not been verified unless otherwise specifically mentioned in the Report. The Subscriber shall independently verify the accuracy and correctness of the information/data before in any way acting upon the same. MIPL shall not be liable for any harm, injury, loss or damage caused to the Subscriber due to default by the Subscriber's debtors/beneficiaries in fulfilling their obligations of any nature whatsoever. This Report or any of its portion shall not be used as a documentary evidence or otherwise before any investigative agencies or forum of law. This Report is confidential and proprietary to MIPL. The Subscriber and/or any other person(s) may not reproduce, publish or disclose any of the contents of the Report to others without the express authorization of MIPL. This Report is prepared and issued to the Subscriber without any risk, responsibility or liability on the part of MIPL or its officials.

**RATING EXPLANATIONS**

Credit Rating	Explanation	Rating Comments
A++	Minimum Risk	Business dealings permissible with minimum risk of default
A+	Low Risk	Business dealings permissible with low risk of default
A	Acceptable Risk	Business dealings permissible with moderate risk of default
B	Medium Risk	Business dealings permissible on a regular monitoring basis
C	Medium High Risk	Business dealings permissible preferably on secured basis
D	High Risk	Business dealing not recommended or on secured terms only
NB	New Business	No recommendation can be done due to business in infancy stage
NT	No Trace	No recommendation can be done as the business is not traceable

NB is stated where there is insufficient information to facilitate rating. However, it is not to be considered as unfavourable.

This score serves as a reference to assess SC's credit risk and to set the amount of credit to be extended. It is calculated from a composite of weighted scores obtained from each of the major sections of this report. The assessed factors are as follows:

- Financial condition covering various ratios
- Company background and operations size
- Promoters / Management background
- Payment record
- Litigation against the subject
- Industry scenario / competitor analysis
- Supplier / Customer / Banker review (wherever available)

**DISCLAIMER** : This Report is **PRIVATE & CONFIDENTIAL** and it is prepared at the request of and for its use by the Subscriber only. The Subscriber shall use the contents of the Report merely as an aid to its business. Mira Inform Private Limited ("MIPL") has collated information/data in the Report, which have not been verified unless otherwise specifically mentioned in the Report. The Subscriber shall independently verify the accuracy and correctness of the information/data before in any way acting upon the same. MIPL shall not be liable for any harm, injury, loss or damage caused to the Subscriber due to default by the Subscriber's debtors/beneficiaries in fulfilling their obligations of any nature whatsoever. This Report or any of its portion shall not be used as a documentary evidence or otherwise before any investigative agencies or forum of law. This Report is confidential and proprietary to MIPL. The Subscriber and/or any other person(s) may not reproduce, publish or disclose any of the contents of the Report to others without the express authorization of MIPL. This Report is prepared and issued to the Subscriber without any risk, responsibility or liability on the part of MIPL or its officials.